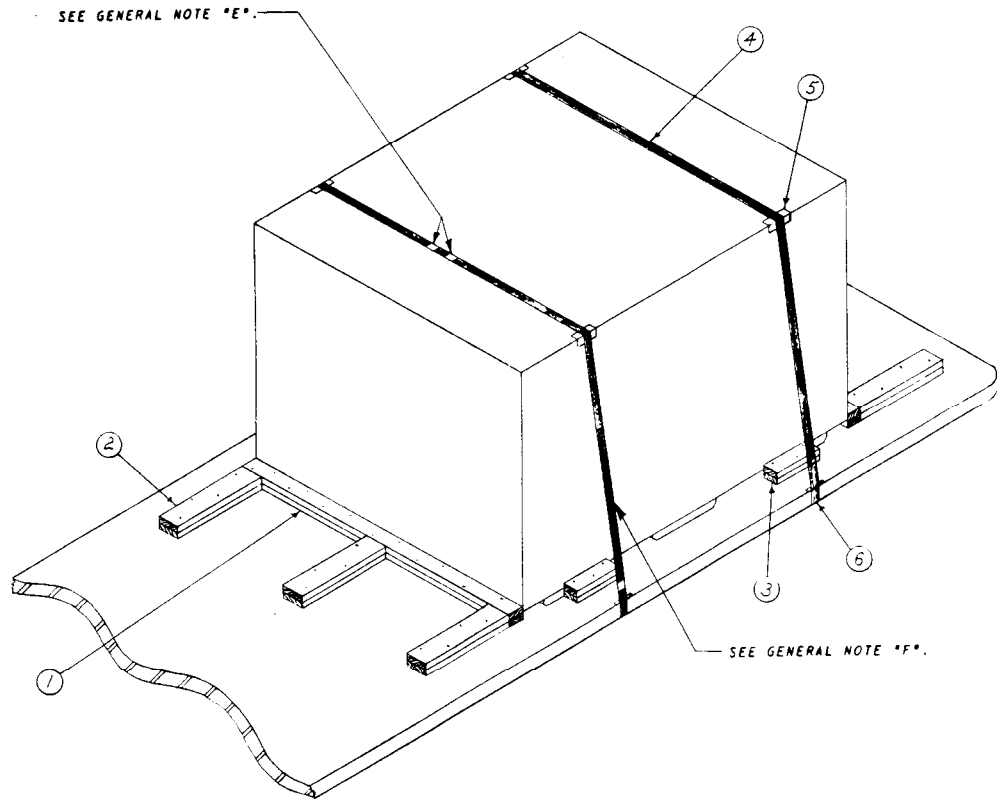


LOADING AND BRACING ON FLAT BED TRAILER OF
 PALLET, LOADING AND STORAGE, GUIDED MISSILE, XM-1,
 FOR THE HAWK-ANTIAIRCRAFT GUIDED MISSILE SYSTEM

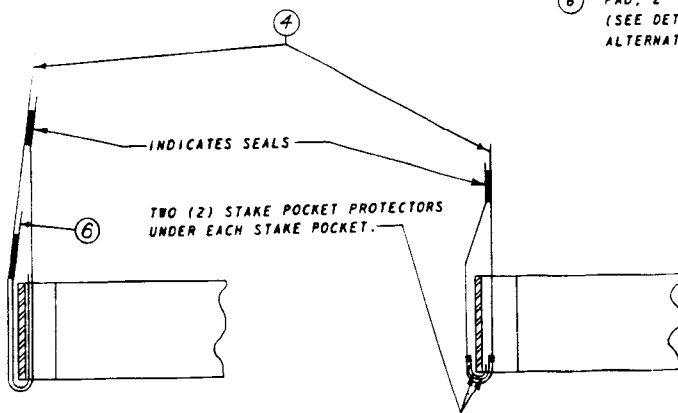
DRAFTSMAN G.B.F.	TRACER	ENGINEER DIW/DHW	SUBMITTED
CHECKER GWP	CHECKER PMN	ENGINEER	<i>Ralph F. McHenry</i> COLONEL, ORD. CORPS U.S.A.
REVISIONS			EXAMINED
			<i>Donald E. Nelson</i> ORD. CORPS U.S.A.
			APPROVED BY ORDER OF THE CHIEF OF ORDNANCE
			<i>Glen A. Arney</i> ORD. CORPS U.S.A.
			ORDNANCE CORPS U.S.A.
			12 JULY 1960
			CLASS DIVISION DRAWING FILE
			19 48 7402 GSE 11HA22



ISOMETRIC VIEW

KEY NUMBERS

- ① 2" X 4" X 6'-4" (DOUBLED)(2 REQD). NAIL FIRST PIECE TO TRAILER FLOOR W/1-12d NAIL EVERY 8". NAIL SECOND PIECE TO FIRST W/1-20d NAIL EVERY 8".
- ② 2" X 6" X 24" (DOUBLED)(6 REQD). NAIL FIRST PIECE TO TRAILER FLOOR W/4-12d NAILS. NAIL SECOND PIECE TO FIRST W/4-20d NAILS.
- ③ 2" X 4" X 12" (DOUBLED)(4 REQD). NAIL FIRST PIECE TO TRAILER FLOOR W/3-12d NAILS. NAIL SECOND PIECE TO FIRST IN LIKE MANNER.
- ④ STEEL STRAPPING, 2" X .050" X 23'-0" (2 REQD).
- ⑤ EDGE PROTECTORS FOR 2" STRAPPING (4 REQD).
- ⑥ PAD, 2" X .050" STRAP 18" LONG (4 REQD). POSITION UNDER AND SEAL TO ④ (SEE DETAIL "A").
ALTERNATE: SIGNODE NO. 1 STAKE POCKET PROTECTORS (8 REQD). TWO (2) USED UNDER EACH STAKE POCKET WITH ④ (SEE DETAIL "B").



DETAIL "A"

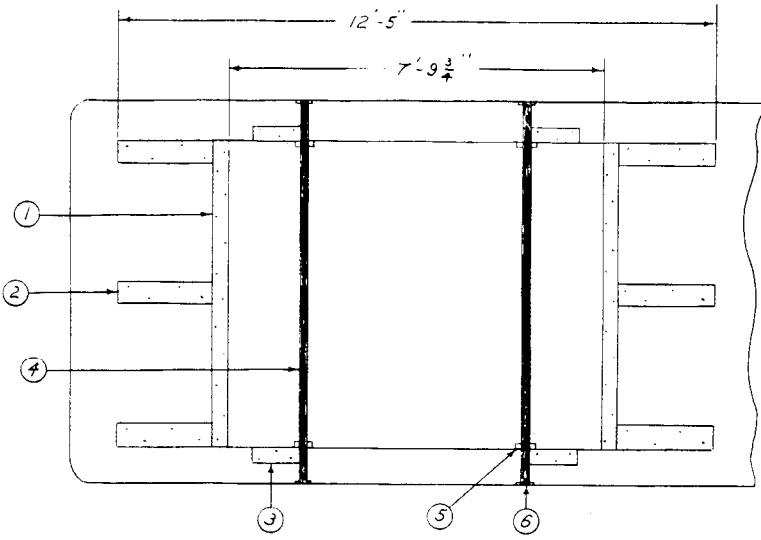
DETAIL "B"

METHOD OF THREADING 2" STRAP AND PAD AT STAKE POCKET.

METHOD OF INSTALLING STAKE POCKET PROTECTORS. (ALTERNATE PAD)

APPROVED

SIGNED: *W. L. ...*
 DATE: 22 AUG 1960
 MTMA, WASHINGTON 25, D.C.



PLAN VIEW

8'-0" WIDE FLAT BED TRAILER

GENERAL NOTES

- A. LOAD AS SHOWN IS BASED ON FLAT BED TRAILERS 8'-0" WIDE WITH WOOD OR WOOD AND METAL FLOORS.
- B. FLAT BED TRAILERS HAVING ALL METAL FLOORS WILL NOT BE USED FOR SHIPPING THIS ITEM.
- C. NOTICE: SHIPMENTS WILL BE POSITIONED ON THE TRAILER CONSISTENT WITH STATE WEIGHT LAWS. THE NUMBER OF UNITS MAY BE ADJUSTED TO FIT THE DIMENSIONS OF THE VEHICLE CONCERNED OR THE QUANTITY TO BE SHIPPED; HOWEVER, THE APPROVED METHODS CONTAINED HEREIN FOR FULL OR PARTIAL TRUCK-LOAD MUST BE FOLLOWED FOR BLOCKING, BRACING AND STAYING OF THIS ITEM.
- D. GROSS WEIGHT AND AXLE DISTRIBUTION OF WEIGHT WILL BE IN ACCORDANCE WITH PARAGRAPH 8,346.4, ORDM 3-4, VOL 3, DATED 6 OCT 1958.
- E. ALL 2" STRAPPING APPLIED IN TWO (2) PIECES WILL BE SEALED WITH TWO (2) SEALS AND TWO (2) CRIMPS PER SEAL.
- F. CARE WILL BE EXERCISED WHEN TENSIONING 2" STRAPPING TO PREVENT DAMAGE AT EDGE OF CONTAINER.
- G. IF EDGE PROTECTORS FOR 2" STRAPPING ARE NOT COMMERCIALY AVAILABLE, THEY MAY BE FORMED FROM 18" (MIN) GAGE SHEET STEEL 9" LONG X 6" WIDE.
- H. LADING WILL NOT BE SECURED BY CHAINS AND/OR LOAD BINDERS.

BILL OF MATERIAL

LUMBER	LINEAL FEET	BOARD FEET
2" X 4"	34	23
2" X 6"	24	24
NAILS	NO. REQD	POUNDS
12a	66	1-1/4
20a	42	1-1/2
STRAPPING: STEEL, 2" X .050" - 52' REQD - 17 LBS		
EDGE PROTECTORS: 4 REQD		

LOAD AS SHOWN

ITEM	QUANTITY	WEIGHT
PALLET	1	1,243 LBS
DUNNAGE		138 LBS
TOTAL WEIGHT		1,381 LBS

LOADING AND BRACING ON FLAT BED TRAILER OF PALLET, LOADING AND STORAGE, GUIDED MISSILE, XM-1, FOR THE HAWK-Antiaircraft GUIDED MISSILE SYSTEM

DRAFTSMAN G.B.F.	TRACER	ENGINEER DIW/DHN	SUBMITTED
CHECKER GWP	CHECKER PMN	ENGINEER	<i>Richard P. Mackenzie</i> COLONEL ORDN CORPS U.S.A.
REVISIONS			EXAMINED
			<i>Donald E. Nelson</i> ORD. CORPS U.S.A.
APPROVED BY ORDER OF THE CHIEF OF ORDNANCE			
<i>Glen H. Army</i> ORD. CORPS U.S.A.			
ORDNANCE CORPS U.S.A.			
12 JULY 1960			
CLASS	DIVISION	DRAWING	FILE
19	48	7402	GSE 11HA22

MATERIAL SPECIFICATIONS

LUMBER: SEE PAR. 8,400, ORDM 3-4, VOL 3, DATED 1 JULY 1955.
 NAILS: COMMON, CEMENT COATED, FED SPEC FF-N-105.
 ALT: ANNULAR-RING TYPE NAIL OF SAME SIZE.
 STRAPPING: STEEL, TYPE 1, CLASS "A" OR "C", FED SPEC QQ-S-781.
 (FOR FSM SEE 56-38-100).

DO NOT SCALE