

STORAGE IN APPROVED MAGAZINES OF ROCKET MOTOR, MK17 OR SRI16, FOR THE SIDEWINDER MISSILE, PACKED 4 PER CNU - 302/E CONTAINER

INDEX

<u>ITEM</u>	<u>PAGE (S)</u>
GENERAL NOTES, AND MATERIAL SPECIFICATIONS-----	2
DETAILS-----	3
<u>STORAGE PROCEDURES</u>	
81'-0", 60'-8" AND 40'-4" L X 26'-6" W X 12'-9" H IGLOO MAGAZINES-----	4, 5
81'-2" L X 26'-6" W X 12'-1-3/4" H ARCH TYPE MAGAZINE (IGLOO)-----	4, 5
80'-0" AND 40'-0" L X 25'-0" W X 12'-1-3/4" H ARCH TYPE MAGAZINES (IGLOO)-----	6, 7
80'-0" AND 40'-0" L X 25'-0" W X 11'-0" H ARCH TYPE MAGAZINES (IGLOO)-----	6, 7
80'-0" AND 40'-0" L X 25'-0" W X 10'-0" H ARCH TYPE MAGAZINES (IGLOO)-----	6, 7
80'-0" L X 25'-0" W X 14'-0" H STRADLEY MAGAZINE-----	8, 9
89'-0" L X 24'-10" W X 14'-4" H OVAL ARCH MAGAZINE-----	8, 9
52'-0" DIAMETER CORBETTA MAGAZINE-----	10, 11
100'-8" L X 50'-0" W RECTANGULAR MAGAZINE-----	12, 13

REVISIONS				DRAFTSMAN	PT	PROJ ENG
				<i>Diur</i>		<i>887/llw</i>
				CHECKER		LOG ENGRG OFFICR
				<i>JSM</i>		<i>W. J. Smith</i>
APPROVED: U. S. ARMY ARMAMENT MATERIEL READINESS COMMAND						
<i>D. Martin</i>						
APPROVED BY ORDER OF COMMANDING GENERAL, U. S. ARMY MATERIEL DEVELOPMENT AND READINESS COMMAND (DARCOM):						
<i>John L. Boyd</i>						
U. S. ARMY DEFENSE AMMUNITION CENTER AND SCHOOL						
U. S. ARMY DARCOM DRAWING						
JANUARY 1982						
				CLASS	DIVISION	DRAWING
				19	48	7059/ 3A
						FILE
						SP 1-3-4 14-22JIO

DO NOT SCALE

GENERAL NOTES

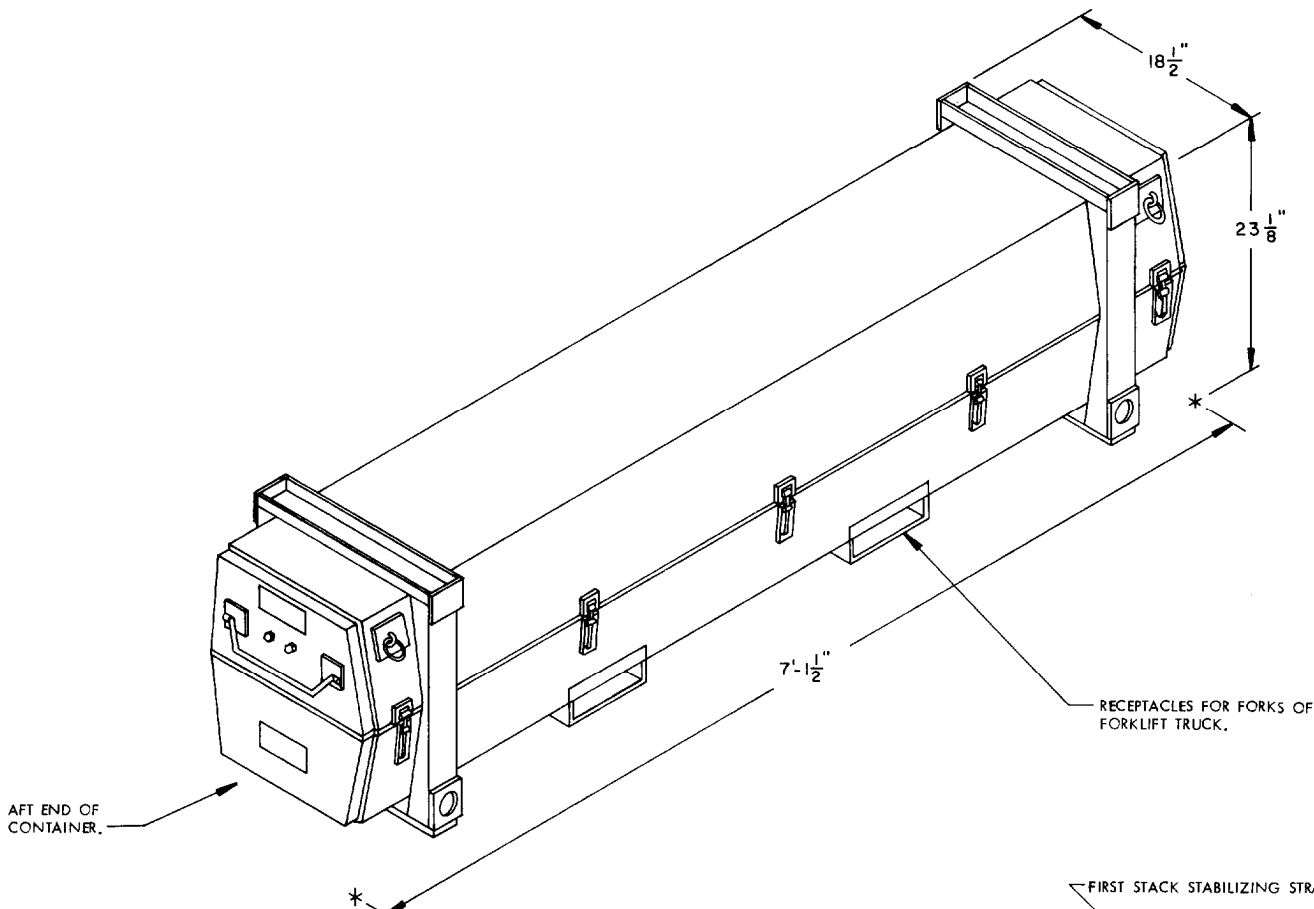
(GENERAL NOTES CONTINUED)

- A. THIS DOCUMENT HAS BEEN PREPARED AND ISSUED IN ACCORDANCE WITH AR 740-1 AND AUGMENTS TM 743-200-1 (CHAPTER 5).
- B. THE STORAGE PROCEDURES SPECIFIED IN THIS DRAWING ARE APPLICABLE TO THE ROCKET MOTOR, MK17 OR SR116, FOR THE SIDEWINDER MISSILE, PACKED ONE (1) PER CNU-302/E METAL SHIPPING AND STORAGE CONTAINER. SUBSEQUENT REFERENCE TO CONTAINER MEANS THE CNU-302/E CONTAINER WITH CONTENTS.
- C. FOR DETAILS OF THE CNU-302/E SHIPPING AND STORAGE CONTAINER, SEE "CONTAINER DETAIL" ON PAGE 3.
- CONTAINER DIMENSIONS-----85-1/2" LONG BY 18-1/2" WIDE BY 23-1/8" HIGH.
GROSS WEIGHT-----565 POUNDS (APPROX).
- D. FOR QUANTITY DISTANCE AND COMPATIBILITY GROUP OF THIS ITEM, SEE TO 11A-1-46. CAUTION: THIS ITEM IS IN A "PROPULSIVE STATE" AND MUST BE STORED WITH THE FORWARD END FACING TOWARD ONE SIDE WALL AND/OR THE REAR WALL AS INDICATED BY THE DIRECTIONAL ARROWS ON THE STORAGE VIEWS. ADDITIONALLY, CONTAINERS MUST NOT BE STACKED MORE THAN SIX (6) CONTAINERS HIGH.
- E. THE STORAGE PROCEDURES DEPICTED WITHIN THIS DOCUMENT ARE APPLICABLE FOR STORAGE IN VARIOUS TYPES AND SIZES OF MAGAZINES. THE STORAGE PROCEDURES DEPICTED FOR THE SPECIFIC TYPES OF MAGAZINES MAY ALSO BE UTILIZED TO STORE CONTAINERS IN OTHER TYPES OF APPROVED MAGAZINES. MINOR ADJUSTMENTS MAY BE MADE TO FACILITATE STORAGE IN OTHER TYPES OF MAGAZINES, HOWEVER, THE BASIC PRINCIPLES AS DEPICTED HEREIN WILL BE FOLLOWED.
- F. AISLE DIMENSIONS AS SHOWN HEREIN MAY BE ADJUSTED TO SUIT LOCAL CONDITIONS AND/OR AVAILABLE MATERIAL HANDLING EQUIPMENT (MHE), HOWEVER, AN 18" MINIMUM INSPECTION AISLE MUST BE MAINTAINED AT THE AFT END OF THE CONTAINER. IT MAY BE NECESSARY TO OMIT A ROW OF LENGTHWISE STORED STACKS FOR SUFFICIENT WIDTH TO ACCOMPLISH STACKING OPERATIONS. IF A ROW IS OMITTED, THE LENGTH OF THE WEDGE MUST BE ADJUSTED.
- G. CAUTION: THE ALLOWABLE "EXPLOSIVE LIMIT" ESTABLISHED FOR A MAGAZINE IS NOT TO BE EXCEEDED. THIS LIMITATION MAY REQUIRE A QUANTITY REDUCTION FROM THE STORAGE AS SHOWN.
- H. WEDGES ARE REQUIRED TO PERMIT LEVEL STACKING OF THE CONTAINERS IN IGLCO, ARCH TYPE AND STRADLEY MAGAZINES, WHICH HAVE FLOORS THAT SLOPE TOWARD THE SIDEWALL OF THE MAGAZINE. IN OVAL ARCH, CORBETTA, AND RECTANGULAR MAGAZINES, STACK-STABILIZING DUNNAGE IN THE FORM OF "SHIMS" PROBABLY WILL BE REQUIRED TO ACHIEVE SOUND AND ACCEPTABLE STABLE STACKS. SHIM MATERIAL OF VARYING THICKNESS WILL BE USED AS REQUIRED TO GAIN LEVEL OR NEARLY LEVEL STACKS AND SOLID BEARING WITHIN A STACK FROM THE FLOOR OF A MAGAZINE TO THE TOP OF THE STACK.
- J. IF AVAILABLE MHE PERMITS, ADDITIONAL CONTAINERS MAY BE STORED WITHIN THE FRONTAL AREA AND/OR OTHER AVAILABLE AREA OF THE MAGAZINE.
- K. STORED CONTAINERS MUST NOT CONTACT THE WALLS OF A MAGAZINE. TO PROVIDE FOR THIS MANDATORY CLEARANCE REQUIREMENT, CONTAINERS MAY BE ELIMINATED FROM THE DEPICTED STORAGE PATTERN AS NECESSARY.
- L. OTHER COMPATIBLE ITEMS MAY BE STORED IN A MAGAZINE WHICH IS PARTIALLY FILLED WITH THE DESIGNATED ITEM.
- M. THE HEIGHT OF THE PACKAGE GUARD ON SOME FORKLIFT TRUCKS MAY NOT PERMIT PLACEMENT OF SOME TOP LAYER CONTAINERS IN THE STACKS SHOWN IN THE STORAGE VIEWS HEREIN, UNLESS TWO UPPER CONTAINERS ARE HANDLED AS ONE LIFT OR THE PACKAGE GUARD IS REMOVED (TINE CARRIAGE WILL IN MOST INSTANCES PROVIDE ADEQUATE PACKAGE GUARD PROTECTION). ONLY A FORKLIFT TRUCK OF ADEQUATE CAPACITY WILL BE USED WHEN LIFTING TWO CONTAINERS AS ONE LIFT.
- N. STACKS STABILIZING STRAPS, 3/4" X .028" OR THICKER X 10'-0" STEEL STRAPPING WILL BE INSTALLED AROUND THE FOURTH LAYER CONTAINERS OF TWO ADJACENT CONTAINER STACKS IF EITHER STACK IS FIVE OR MORE CONTAINERS HIGH; TWO (2) STRAPS ARE REQUIRED FOR EACH DOUBLE STACK AS SHOWN. CAUTION: A SINGLE STACK MUST NOT BE STACKED MORE THAN FOUR (4) CONTAINERS HIGH WITHOUT BEING STRAPPED TO AN ADJACENT STACK. POSITION ANTI-CHAFING MATERIAL UNDER STEEL STRAPPING AT ALL POINTS OF STRAP/CONTAINER CONTACT. SEAL THE LAP JOINT OF THE STRAPPING WITH ONE (1) STRAP SEAL LOCATED SO AS NOT TO BE IN CONTACT WITH THE CONTAINER.

(CONTINUED AT RIGHT)

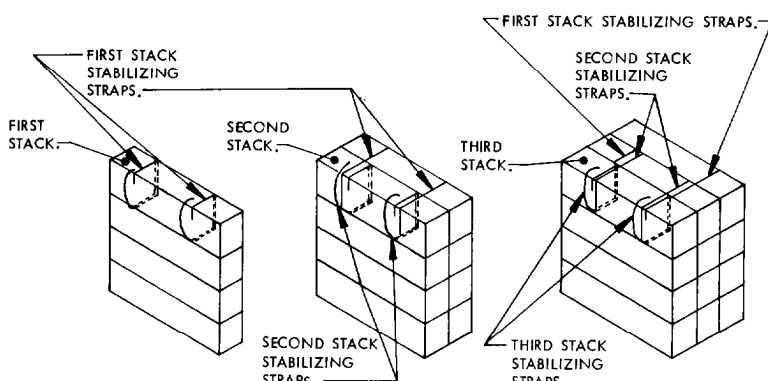
MATERIAL SPECIFICATIONS

- LUMBER-----: SEE TM 743-200-1, DUNNAGE LUMBER, FED SPEC MM-L-751.
- STRAPPING, STEEL--: FED SPEC QQ-S-781; CLASS I, TYPE I OR IV, HEAVY DUTY FINISH B (GRADE 2).
- SEAL, STRAP-----: FED SPEC QQ-S-781; TYPE D, STYLE I, II, OR IV, CLASS H, FINISH B (GRADE 2).
- ANTI-CHAFING MATERIAL-----: NEUTRAL BARRIER MATERIAL, MIL-B-121 (OR EQUAL).



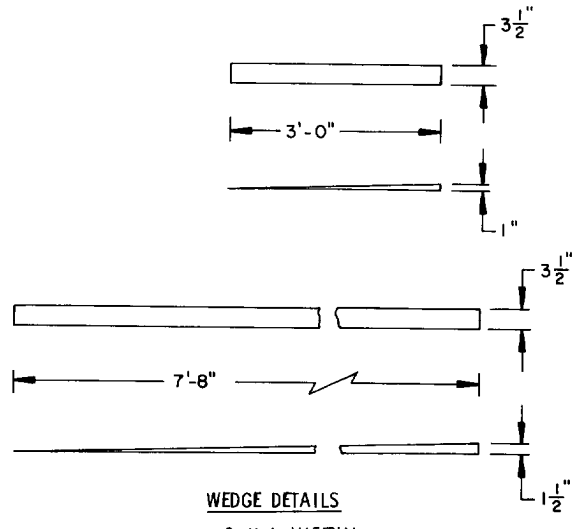
CONTAINER DETAIL

SEE GENERAL NOTE "C" ON PAGE 2.



STACK STABILIZING STRAP DETAIL

(SEE GENERAL NOTE "M" ON PAGE 2)



WEDGE DETAILS

2" X 4" MATERIAL

STEP I

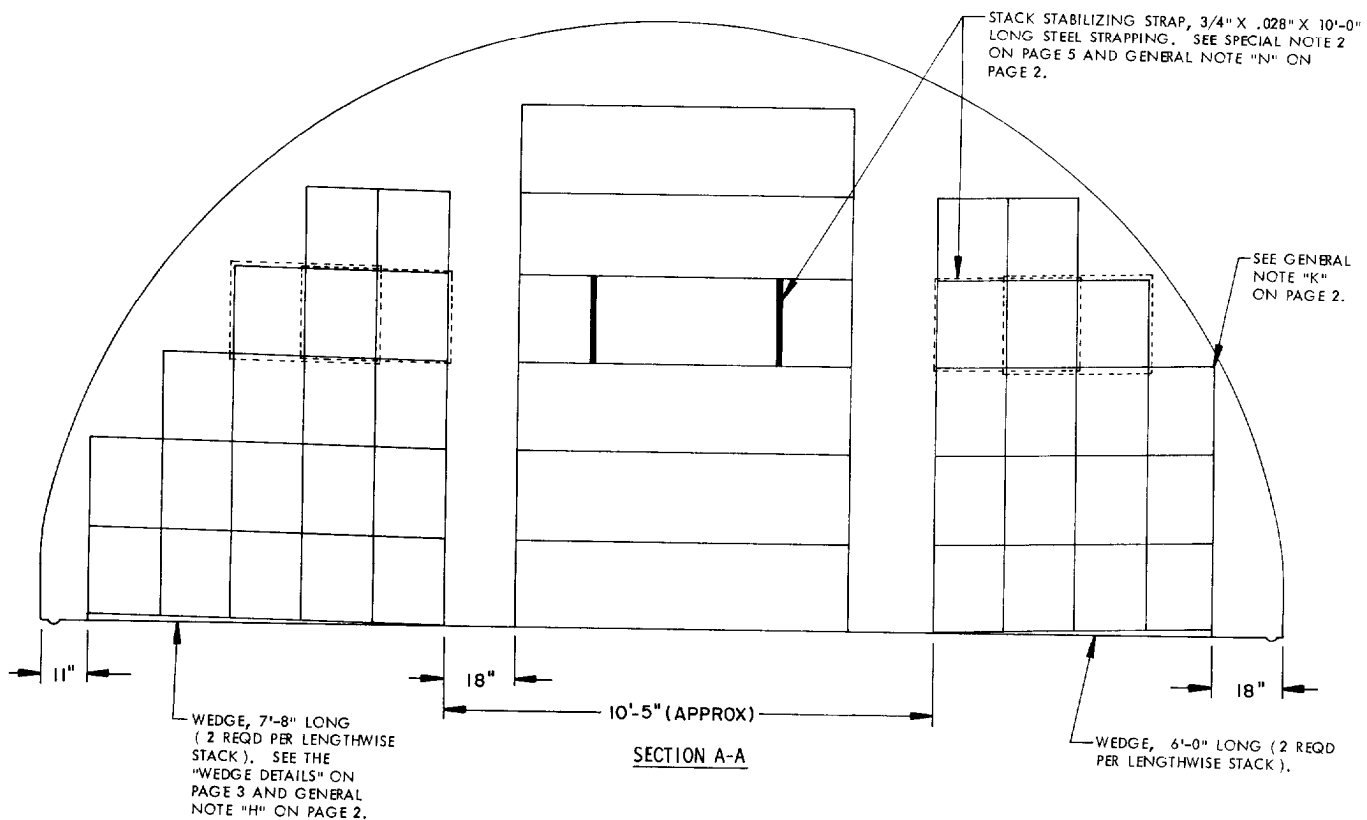
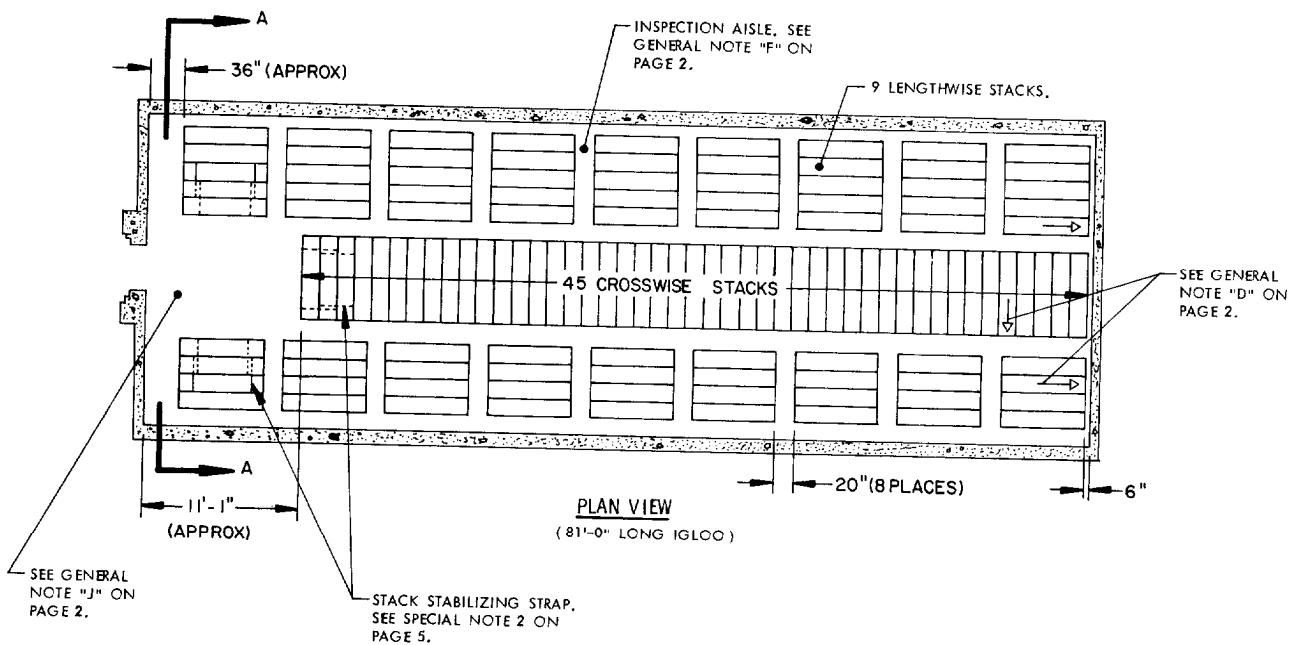
POSITION THE BOTTOM THREE CONTAINERS IN THE "FIRST STACK". LAY THE TWO FIRST STACK STABILIZING STRAPS ACROSS THE TOP OF THE THIRD HIGH CONTAINER THEN POSITION THE FOURTH CONTAINER. POSITION THE STRAPS TO ENCIRCLE THE FOURTH CONTAINER, AS SHOWN IN STEP I, AND LET ENDS OF STRAP HANG OVER SIDE OF STACK.

STEP II

POSITION THE BOTTOM THREE CONTAINERS IN THE "SECOND STACK" HOLDING LOOSE STRAPS OUT OF THE WAY. LAY THE TWO SECOND STACK STABILIZING STRAPS ACROSS THE TOP OF THE THIRD HIGH CONTAINER, THEN POSITION THE FOURTH CONTAINER. POSITION THE TWO FIRST STACK STABILIZING STRAPS TO ENCIRCLE THE FOURTH CONTAINER, AS SHOWN IN STEP II, AND SEAL EACH STRAP WITH ONE STRAP SEAL. POSITION THE FIFTH AND SIXTH CONTAINERS ON TOP OF THE FOURTH CONTAINER IN THE FIRST STACK.

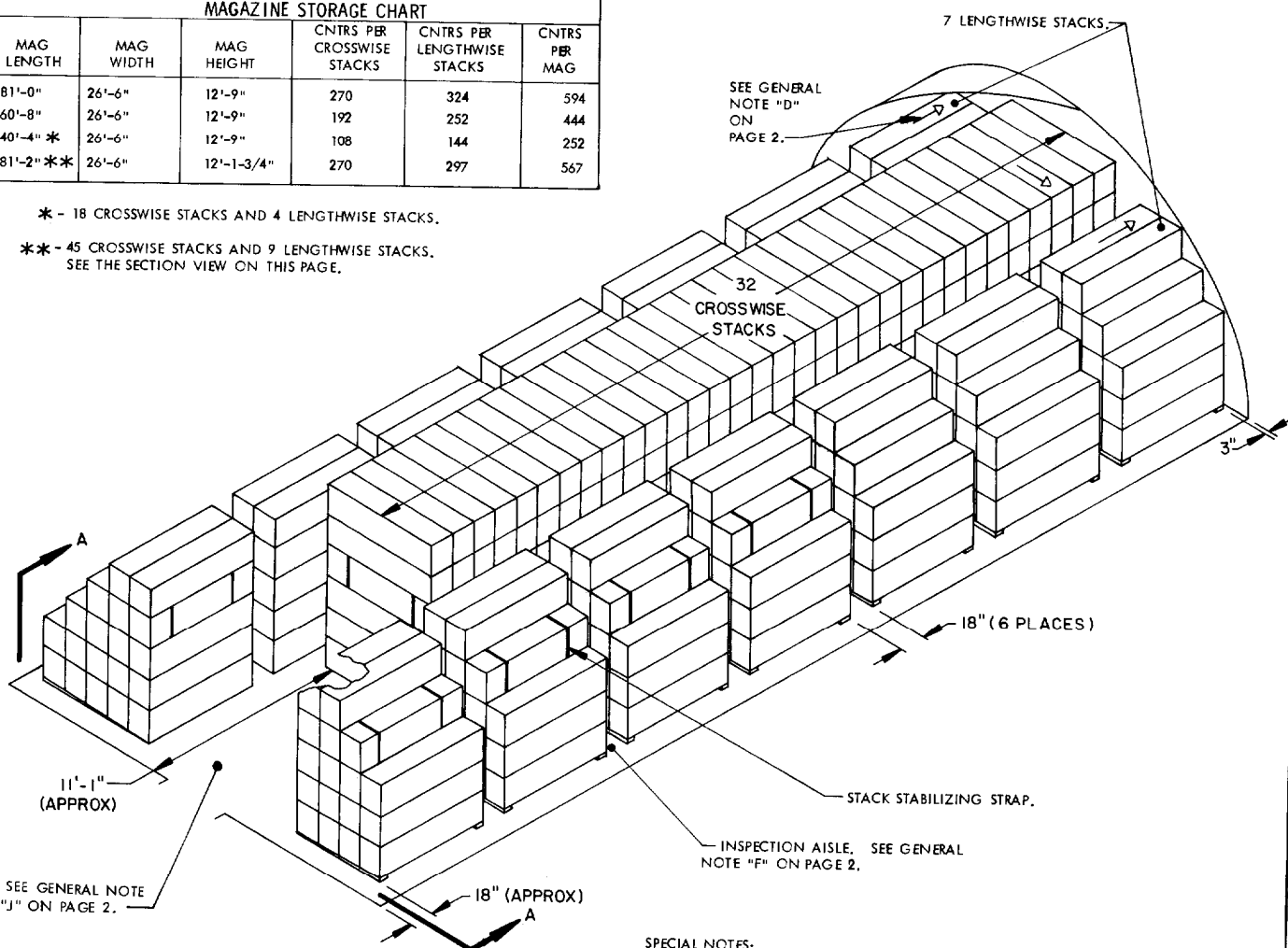
STEP III

POSITION THE BOTTOM THREE CONTAINERS IN THE "THIRD STACK" HOLDING LOOSE STRAPS OUT OF THE WAY. LAY THE TWO THIRD STACK STABILIZING STRAPS ACROSS THE TOP OF THE THIRD HIGH CONTAINER, THEN POSITION THE FOURTH CONTAINER. POSITION THE TWO SECOND STACK STABILIZING STRAPS TO ENCIRCLE THE FOURTH CONTAINER, AS SHOWN IN STEP III, AND SEAL EACH STRAP WITH ONE STRAP SEAL. POSITION THE FIFTH AND SIXTH CONTAINERS ON TOP OF THE FOURTH CONTAINER IN THE SECOND STACK.



MAGAZINE STORAGE CHART					
MAG LENGTH	MAG WIDTH	MAG HEIGHT	CNTRS PER CROSSWISE STACKS	CNTRS PER LENGTHWISE STACKS	CNTRS PER MAG
81'-0"	26'-6"	12'-9"	270	324	594
60'-8"	26'-6"	12'-9"	192	252	444
40'-4" *	26'-6"	12'-9"	108	144	252
81'-2" **	26'-6"	12'-1-3/4"	270	297	567

* - 18 CROSSWISE STACKS AND 4 LENGTHWISE STACKS.
 ** - 45 CROSSWISE STACKS AND 9 LENGTHWISE STACKS.
 SEE THE SECTION VIEW ON THIS PAGE.

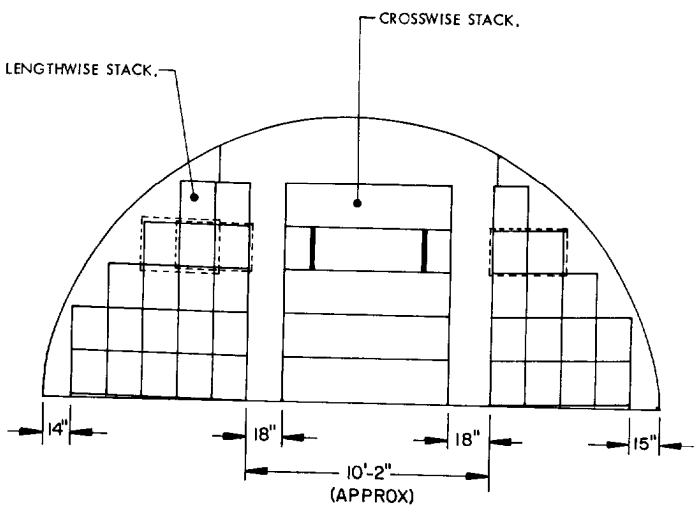


ISOMETRIC VIEW
 (60'-8" LONG IGLOO)

SPECIAL NOTES:

1. THE STORAGE PROCEDURES SHOWN IN THE "PLAN VIEW" ON PAGE 4 ARE FOR AN 81'-0" LONG IGLOO. THE STORAGE PROCEDURES SHOWN IN THE "ISOMETRIC VIEW" ON THIS PAGE ARE FOR A 60'-8" LONG IGLOO. FOR STORAGE IN A 40'-4" LONG IGLOO, SEE THE "MAGAZINE STORAGE CHART" ON THIS PAGE. FOR STORAGE IN 81'-2" LONG ARCH TYPE MAGAZINE, SEE THE "MAGAZINE STORAGE CHART" AND THE "SECTION VIEW" ON THIS PAGE.
2. STACK STABILIZING STRAPS MUST BE PRE-POSITIONED. SEE "STACK STABILIZING STRAP DETAIL", ON PAGE 3. INSTALL TO ENCIRCLE TWO ADJACENT CONTAINERS IN THE FOURTH LAYER OF THE STACKS AS SHOWN. THESE STRAPS ARE ONLY REQUIRED IN THE STACKS OF A ROW WHEN THE STACK IS FIVE CONTAINERS OR MORE IN HEIGHT. SEE GENERAL NOTE "N" ON PAGE 2. ALTHOUGH REQUIRED, ALL STACK STABILIZING STRAPS HAVE NOT BEEN SHOWN IN SOME VIEWS FOR CLARITY PURPOSES.

FOR "GENERAL NOTES" AND "MATERIAL SPECIFICATIONS", SEE PAGE 2.

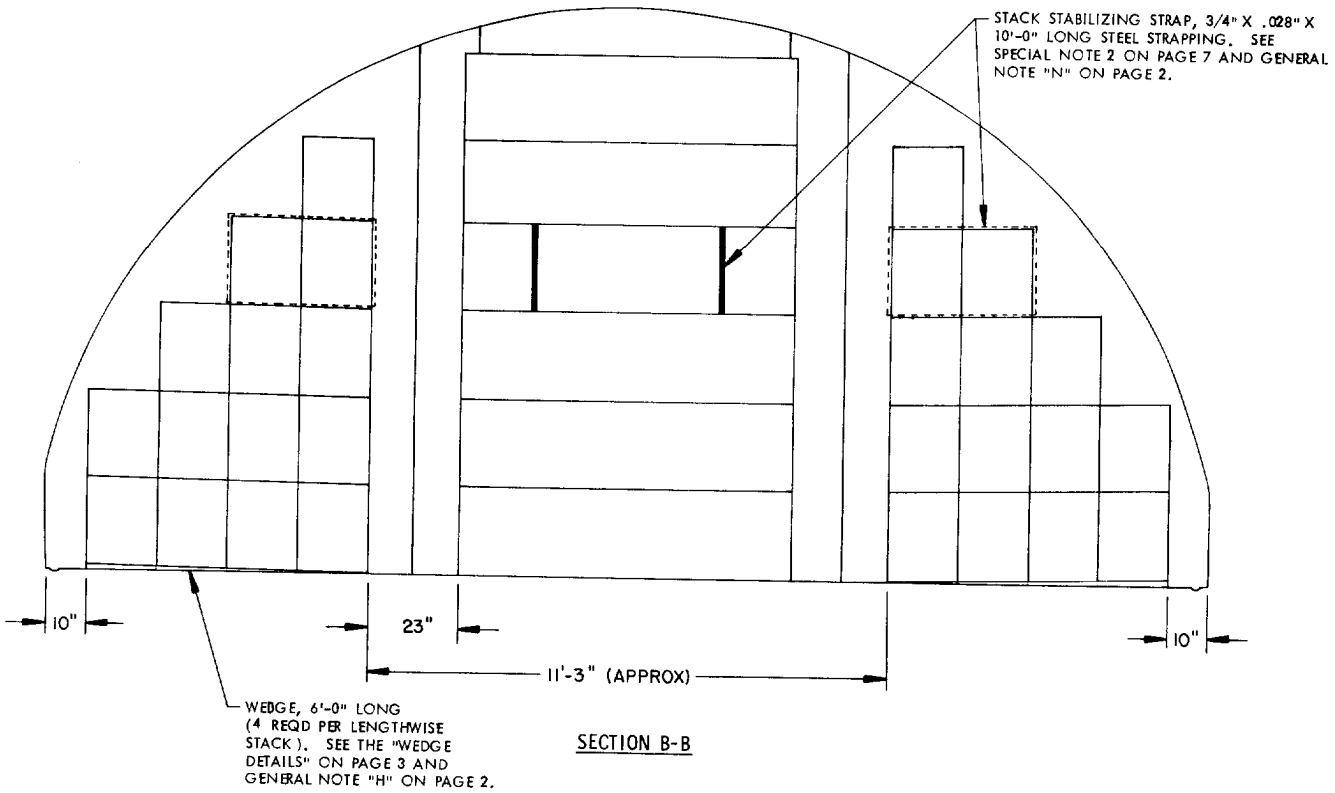
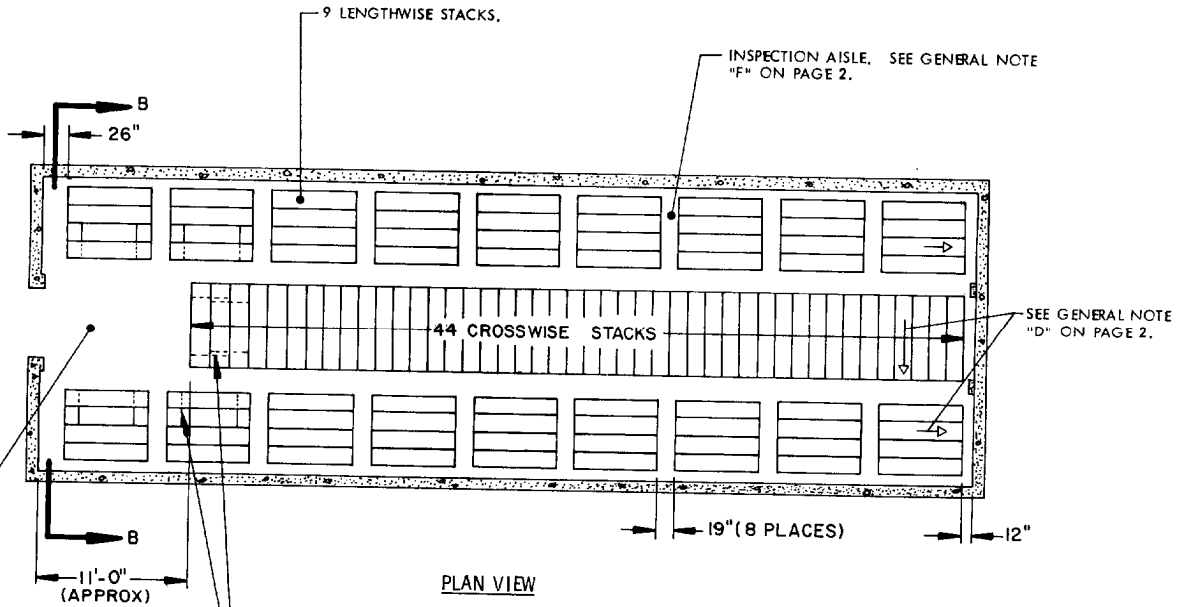


SECTION VIEW OF AN 81'-2" LONG X 26'-6" WIDE X 12'-1-3/4" HIGH MAGAZINE

SEE SPECIAL NOTE 1 ON THIS PAGE

STORAGE PROCEDURES IN IGLOO MAGAZINES AND 81'-2" LONG ARCH TYPE MAGAZINE (IGLOO)

BILL OF MATERIAL (PER LENGTHWISE STACK)	
WEDGE, 7'-8" LONG	2 REQD.
WEDGE, 6'-0" LONG	2 REQD.
SHIMS	AS REQD.



MAGAZINE STORAGE CHART					
MAG LENGTH	MAG WIDTH	MAG HEIGHT	CNTRS PER CROSSWISE STACKS	CNTRS PER LENGTHWISE STACKS	CNTRS PER MAG
80'-0"	25'-0"	12'-1-3/4"	264	252	516
40'-0"	25'-0"	12'-1-3/4"	108	112	220
80'-0" *	25'-0"	11'-0"	220	225	445
40'-0"	25'-0"	11'-0"	90	100	190
80'-0" **	25'-0"	10'-0"	176	198	374
40'-0"	25'-0"	10'-0"	72	88	160

* SEE "SECTION VIEW OF AN 11'-0" HIGH MAGAZINE" ON THIS PAGE.

** SEE "SECTION VIEW OF A 10'-0" HIGH MAGAZINE" ON THIS PAGE.

4 LENGTHWISE STACKS

B

11'-9"(APPROX)

SEE GENERAL NOTE "J" ON PAGE 2.

18 CROSSWISE STACKS

SEE GENERAL NOTE "D" ON PAGE 2.

6" INSPECTION AISLE.

27"(4 PLACES)

30"(APPROX)

B

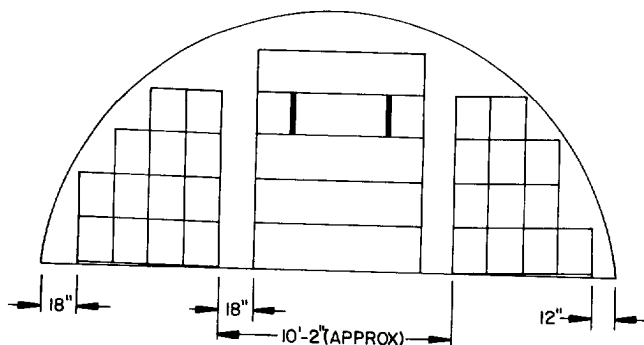
ISOMETRIC VIEW

(40'-0" LONG IGLOO)

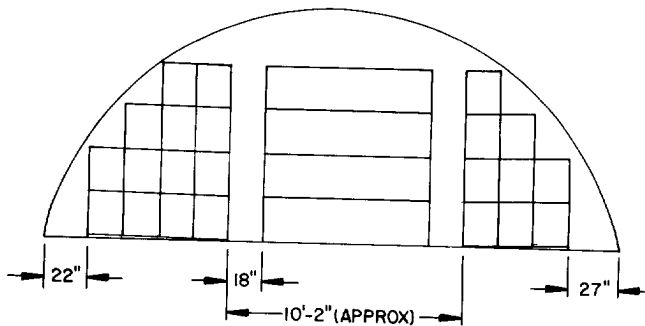
SPECIAL NOTES:

1. THE STORAGE PROCEDURES SHOWN IN THE "PLAN VIEW" ON PAGE 6 ARE FOR AN 80'-0" LONG BY 25'-0" WIDE BY 12'-1-3/4" HIGH ARCH TYPE MAGAZINE. THE STORAGE PROCEDURES SHOWN IN THE ISOMETRIC VIEW ON THIS PAGE ARE FOR A 40'-0" LONG BY 25'-0" WIDE BY 12'-1-3/4" HIGH ARCH TYPE MAGAZINE. FOR STORAGE IN AN 80'-0" LONG BY 25'-0" WIDE BY 11'-0" HIGH AND/OR A 40'-0" LONG BY 25'-0" WIDE BY 11'-0" HIGH ARCH TYPE MAGAZINE, SEE THE "MAGAZINE STORAGE CHART" AND THE "SECTION VIEW OF AN 11'-0" HIGH MAGAZINE" ON THIS PAGE. FOR STORAGE IN AN 80'-0" LONG BY 25'-0" WIDE BY 10'-0" HIGH AND/OR AN 40'-0" LONG BY 25'-0" WIDE BY 10'-0" HIGH ARCH TYPE MAGAZINE, SEE THE "MAGAZINE STORAGE CHART" AND THE "SECTION VIEW OF A 10'-0" HIGH MAGAZINE" ON THIS PAGE.
2. STACK STABILIZING STRAPS MUST BE PRE-POSITIONED. SEE "STACK STABILIZING STRAP DETAIL", ON PAGE 3. INSTALL TO ENCIRCLE TWO ADJACENT CONTAINERS IN THE FOURTH LAYER OF THE STACKS AS SHOWN. THESE STRAPS ARE ONLY REQUIRED IN THE STACKS OF A ROW WHEN THE STACK IS FIVE CONTAINERS OR MORE IN HEIGHT. SEE GENERAL NOTE "N" ON PAGE 2. ALTHOUGH REQUIRED, ALL STACK STABILIZING STRAPS HAVE NOT BEEN SHOWN IN SOME VIEWS FOR CLARITY PURPOSES.

FOR "GENERAL NOTES" AND "MATERIAL SPECIFICATIONS", SEE PAGE 2.



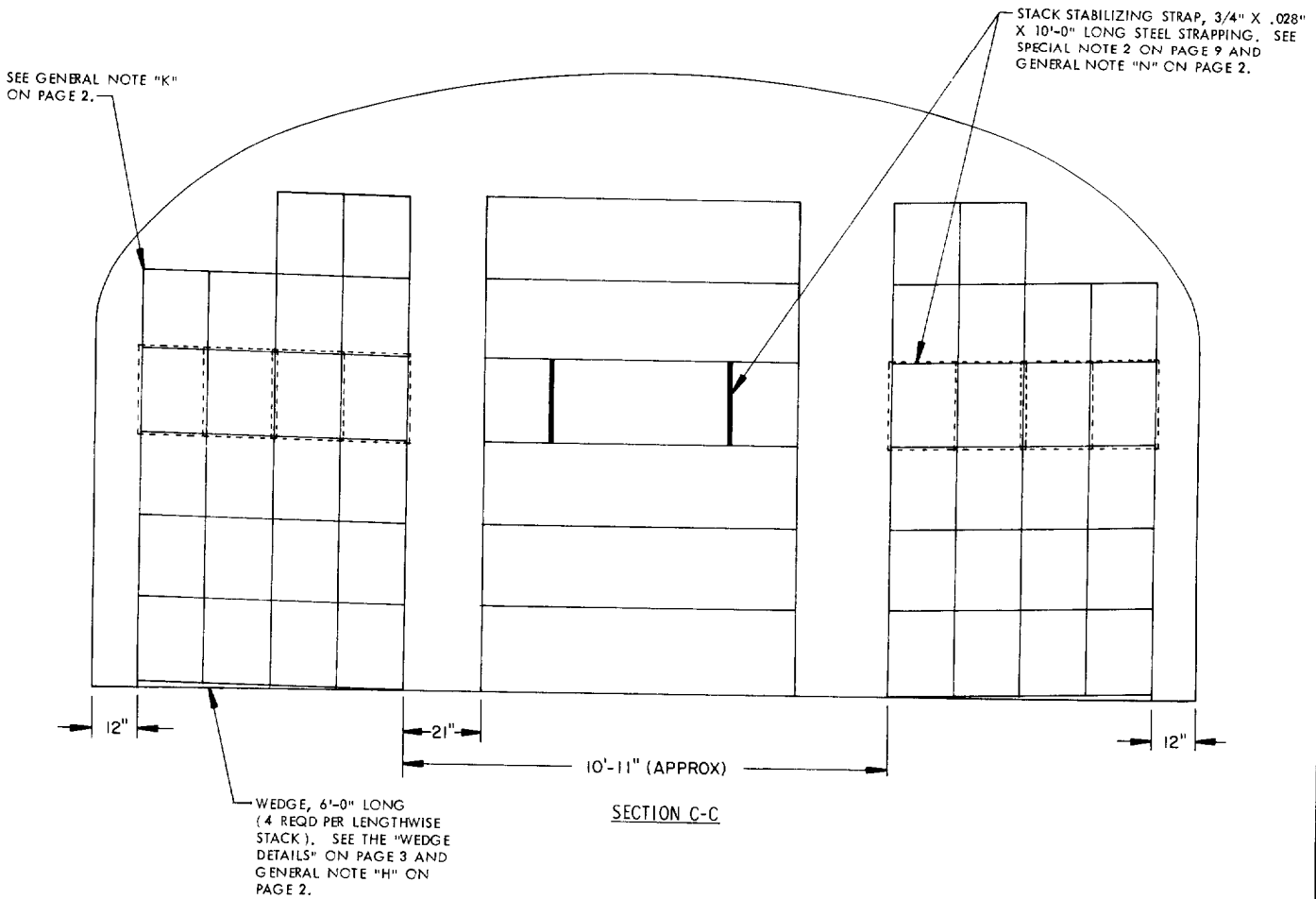
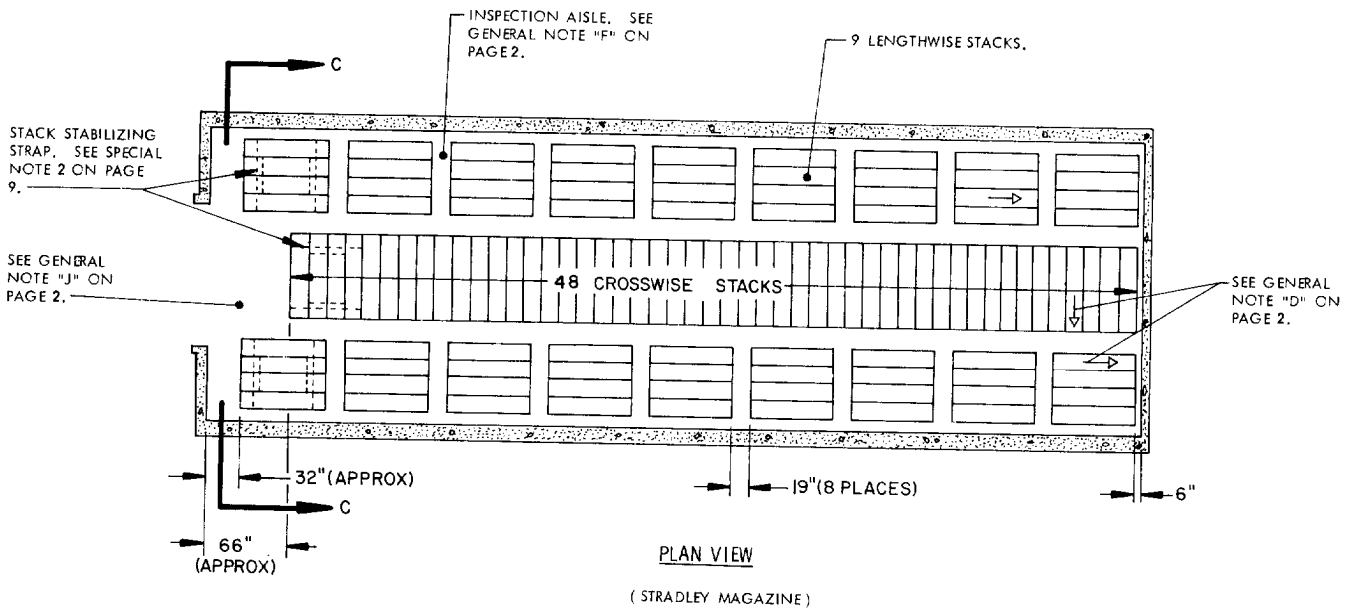
SECTION VIEW OF AN 11'-0" HIGH MAGAZINE



SECTION VIEW OF A 10'-0" HIGH MAGAZINE

BILL OF MATERIAL (PER LENGTHWISE STACK)	
WEDGE, 6'-0" LONG-----	4 REQD
SHIMS-----	AS REQD

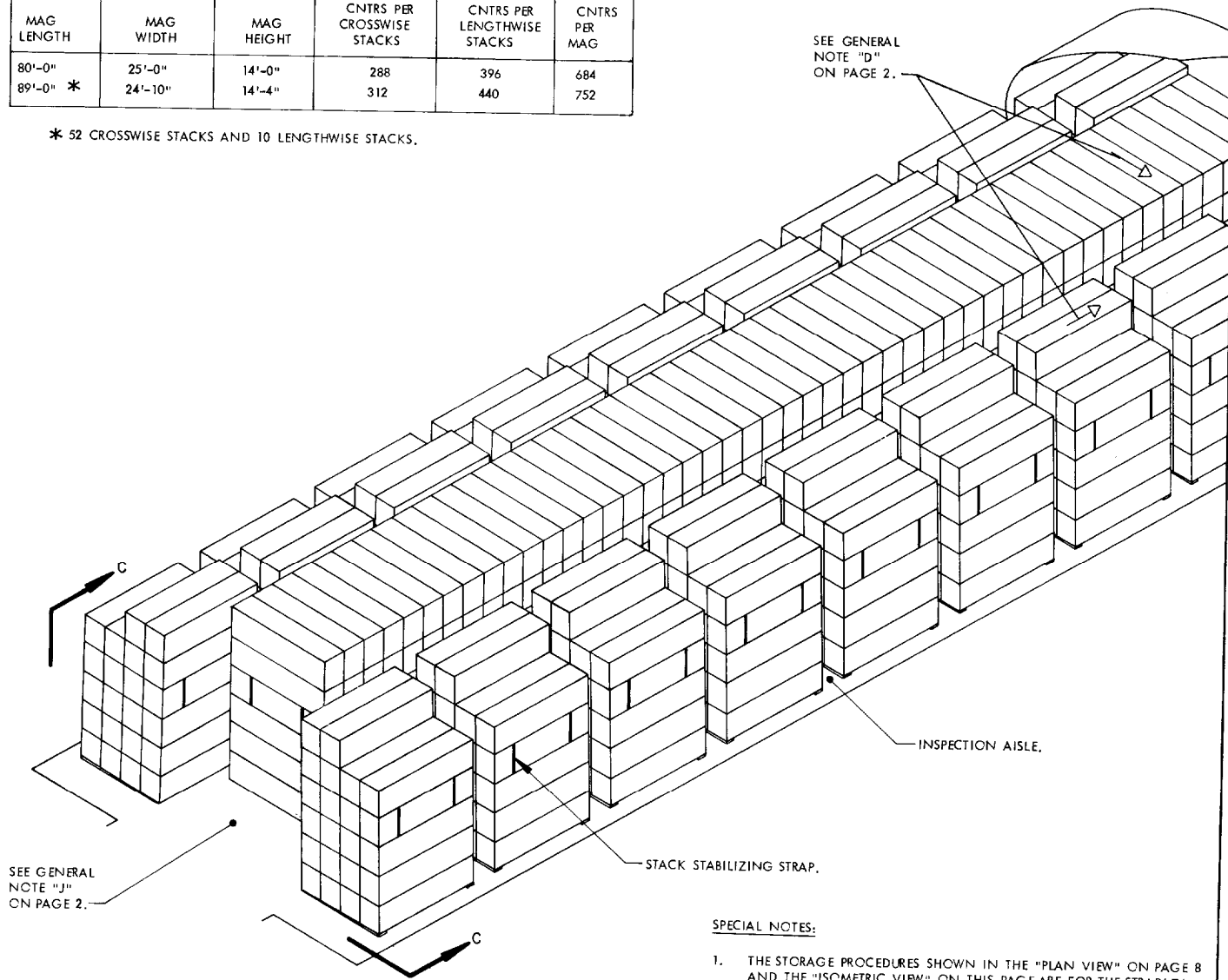
STORAGE PROCEDURES IN AN ARCH TYPE MAGAZINE (IGLOO)



MAGAZINE STORAGE CHART					
MAG LENGTH	MAG WIDTH	MAG HEIGHT	CNTRS PER CROSSWISE STACKS	CNTRS PER LENGTHWISE STACKS	CNTRS PER MAG
80'-0"	25'-0"	14'-0"	288	396	684
89'-0" *	24'-10"	14'-4"	312	440	752

* 52 CROSSWISE STACKS AND 10 LENGTHWISE STACKS.

SEE GENERAL NOTE "D" ON PAGE 2.



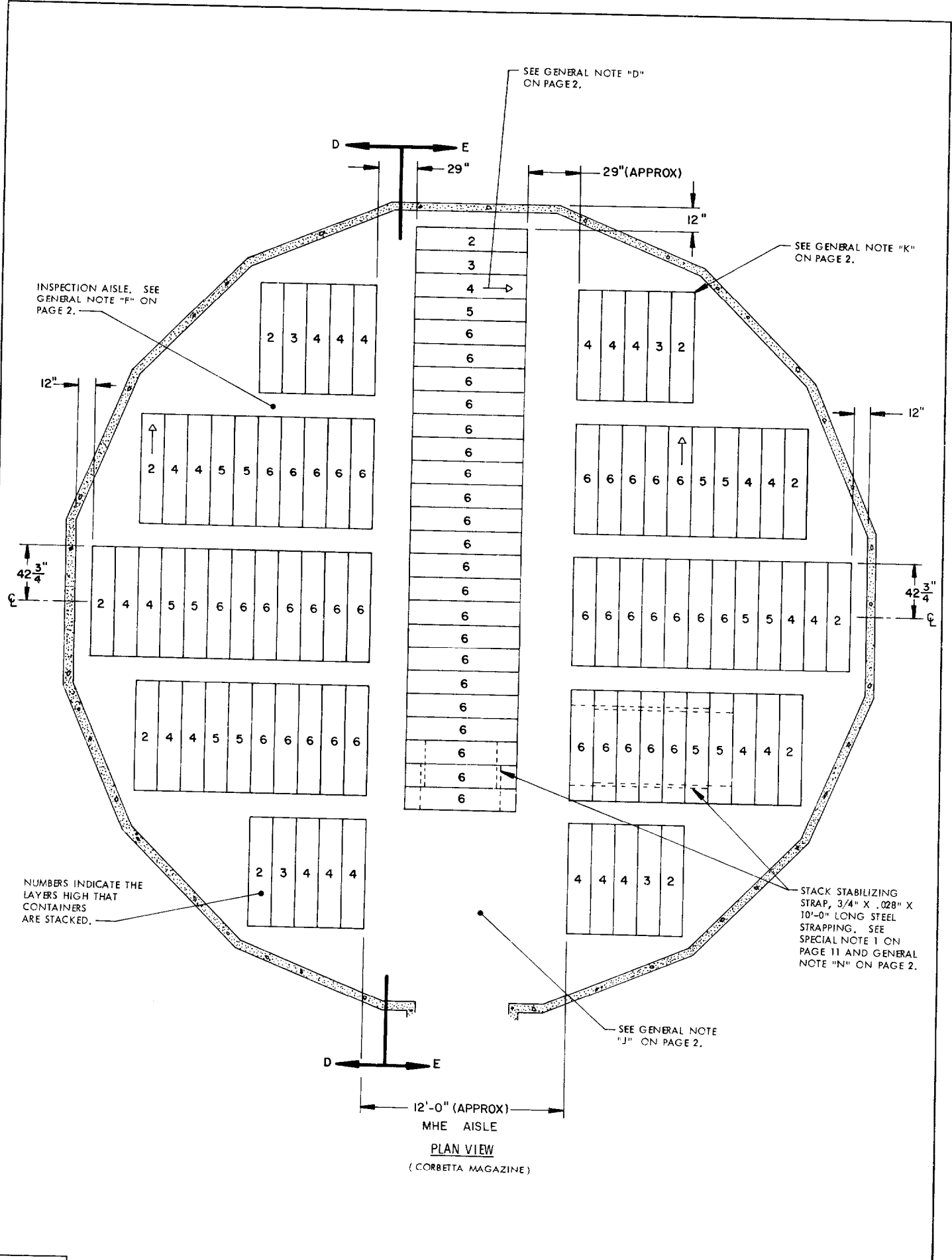
SEE GENERAL NOTE "J" ON PAGE 2.

ISOMETRIC VIEW
(STRADLEY MAGAZINE)

SPECIAL NOTES:

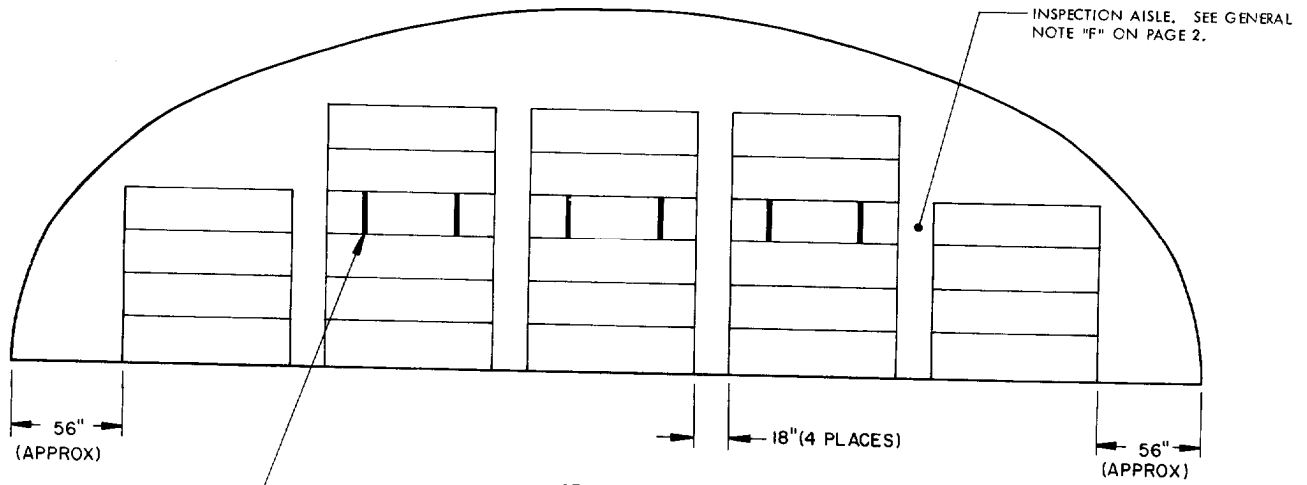
1. THE STORAGE PROCEDURES SHOWN IN THE "PLAN VIEW" ON PAGE 8 AND THE "ISOMETRIC VIEW" ON THIS PAGE ARE FOR THE STRADLEY MAGAZINE. FOR STORAGE IN OVAL ARCH MAGAZINES, SEE THE "MAGAZINE STORAGE CHART" ON THIS PAGE.
2. STACK STABILIZING STRAPS MUST BE PRE-POSITIONED. SEE "STACK STABILIZING STRAP DETAIL" ON PAGE 3. INSTALL TO ENCIRCLE TWO ADJACENT CONTAINERS IN THE FOURTH LAYER OF THE STACKS AS SHOWN. THESE STRAPS ARE ONLY REQUIRED IN THE STACKS OF A ROW WHEN THE STACK IS FIVE CONTAINERS OR MORE IN HEIGHT. SEE GENERAL NOTE "N" ON PAGE 2. ALTHOUGH REQUIRED, ALL STACK STABILIZING STRAPS HAVE NOT BEEN SHOWN IN SOME VIEWS FOR CLARITY PURPOSES.

FOR "GENERAL NOTES" AND "MATERIAL SPECIFICATIONS", SEE PAGE 2.



STORAGE IN 52'-0" DIAMETER CORBETTA MAGAZINE

<u>ITEM</u>	<u>QUANTITY</u>
CONTAINERS PER MAGAZINE-----	532

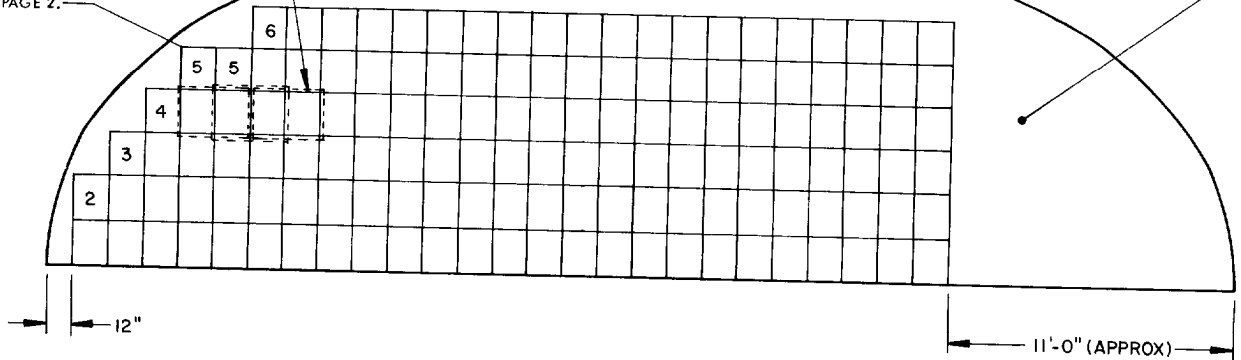


SECTION D-D

STACK STABILIZING STRAP.
SEE SPECIAL NOTE 1
ON THIS PAGE.

ONLY ONE OF THE ROWS OF CONTAINERS IS
SHOWN IN THIS SECTION. UNITS LOCATED
IN ADJACENT ROWS OR STACKS HAVE NOT
BEEN SHOWN FOR CLARITY PURPOSES.

SEE GENERAL NOTE "K"
ON PAGE 2.

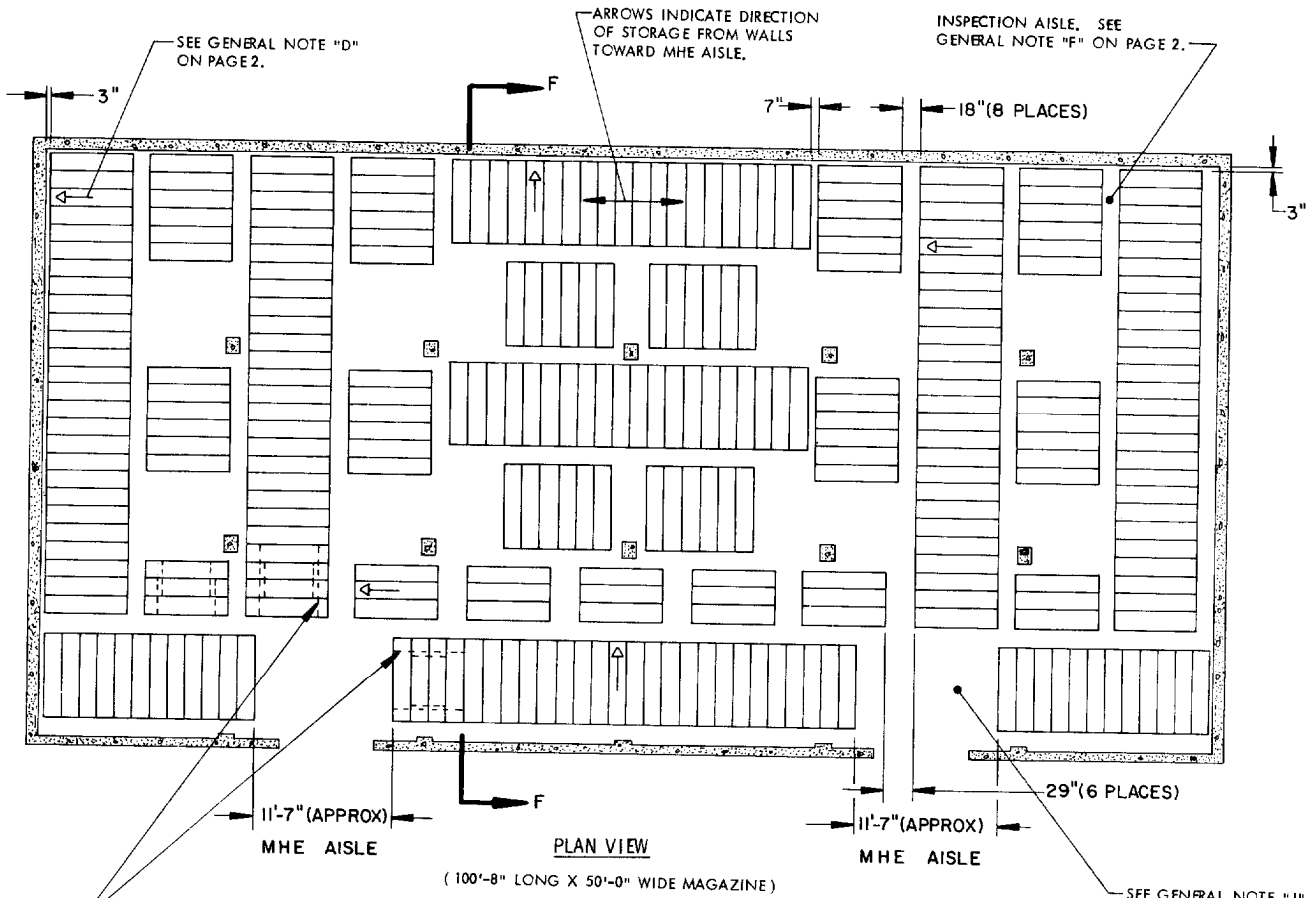


SECTION E-E

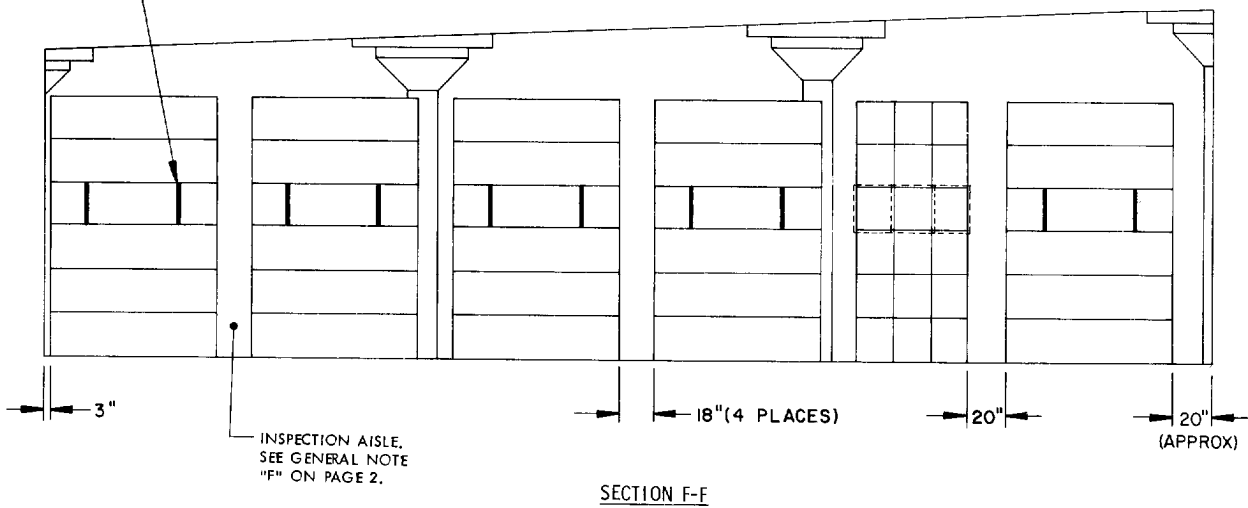
SPECIAL NOTE:

1. STACK STABILIZING STRAPS MUST BE PRE-POSITIONED. SEE "STACK STABILIZING STRAP DETAIL" ON PAGE 3. INSTALL TO ENCIRCLE TWO ADJACENT CONTAINERS IN THE FOURTH LAYER OF THE STACKS AS SHOWN. THESE STRAPS ARE ONLY REQUIRED IN THE STACKS OF A ROW WHEN THE STACK IS FIVE CONTAINERS OR MORE IN HEIGHT. SEE GENERAL NOTE "N" ON PAGE 2. ALTHOUGH REQUIRED, ALL STACK STABILIZING STRAPS HAVE NOT BEEN SHOWN IN SOME VIEWS FOR CLARITY PURPOSES.

FOR "GENERAL NOTES" AND "MATERIAL SPECIFICATIONS", SEE PAGE 2.

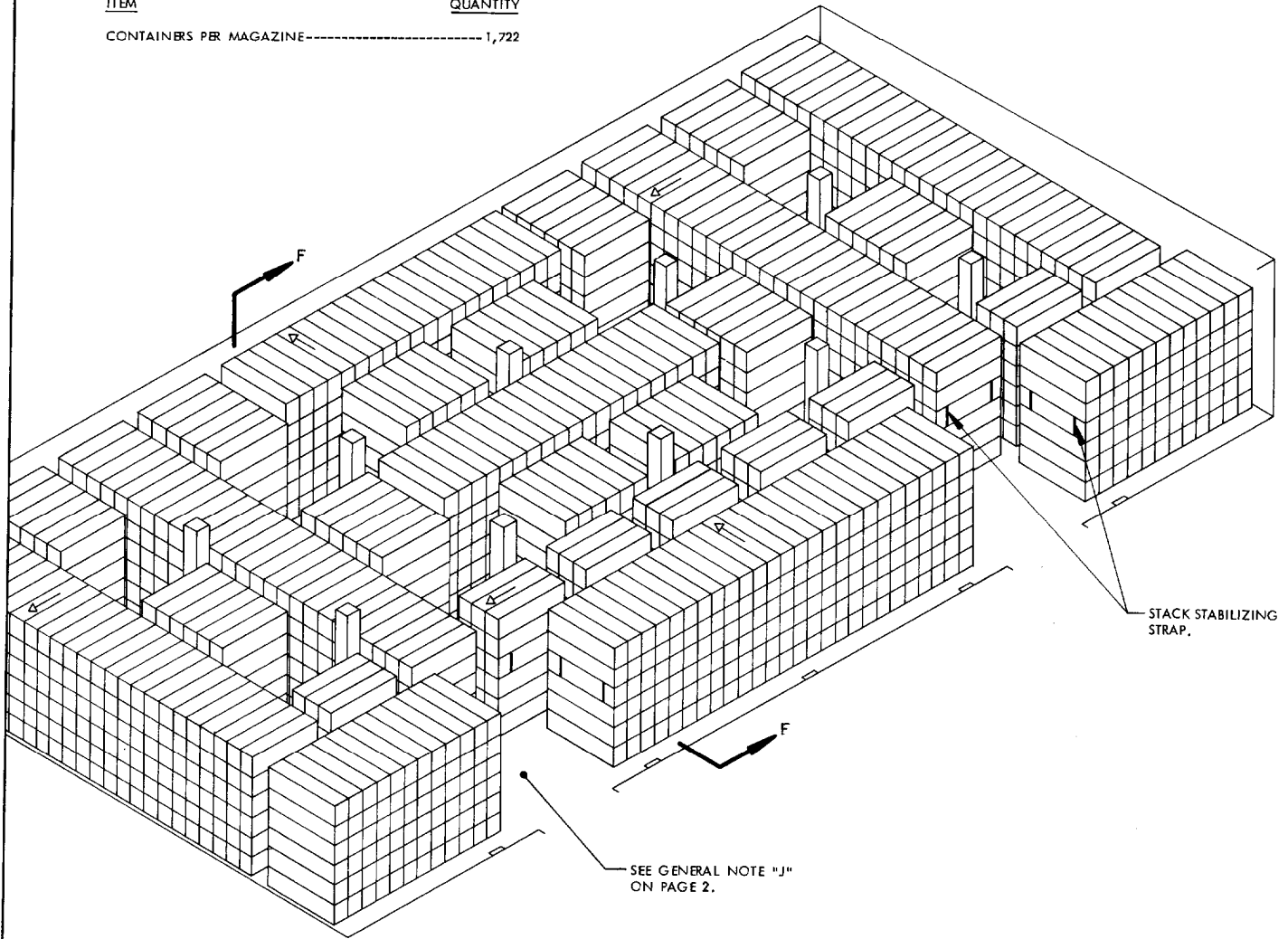


STACK STABILIZING STRAP, 3/4" X .028" X 10'-0" LONG STEEL STRAPPING. SEE SPECIAL NOTE 1 ON PAGE 13 AND GENERAL NOTE "N" ON PAGE 2.



STORAGE IN A 100'-8" LONG BY 50'-0" WIDE
RECTANGULAR MAGAZINE

ITEM	QUANTITY
CONTAINERS PER MAGAZINE-----	1,722



ISOMETRIC VIEW

(100'-8" LONG X 50'-0" WIDE MAGAZINE)

SPECIAL NOTE:

1. STACK STABILIZING STRAPS MUST BE PRE-POSITIONED, SEE "STACK STABILIZING STRAP DETAIL" ON PAGE 3. INSTALL TO ENCIRCLE TWO ADJACENT CONTAINERS IN THE FOURTH LAYER OF THE STACKS AS SHOWN. THESE STRAPS ARE ONLY REQUIRED IN THE STACKS OF A ROW WHEN THE STACK IS FIVE CONTAINERS OR MORE IN HEIGHT, SEE GENERAL NOTE "N" ON PAGE 2. ALTHOUGH REQUIRED, ALL STACK STABILIZING STRAPS HAVE NOT BEEN SHOWN IN SOME VIEWS FOR CLARITY PURPOSES.

FOR "GENERAL NOTES" AND "MATERIAL SPECIFICATIONS", SEE PAGE 2.