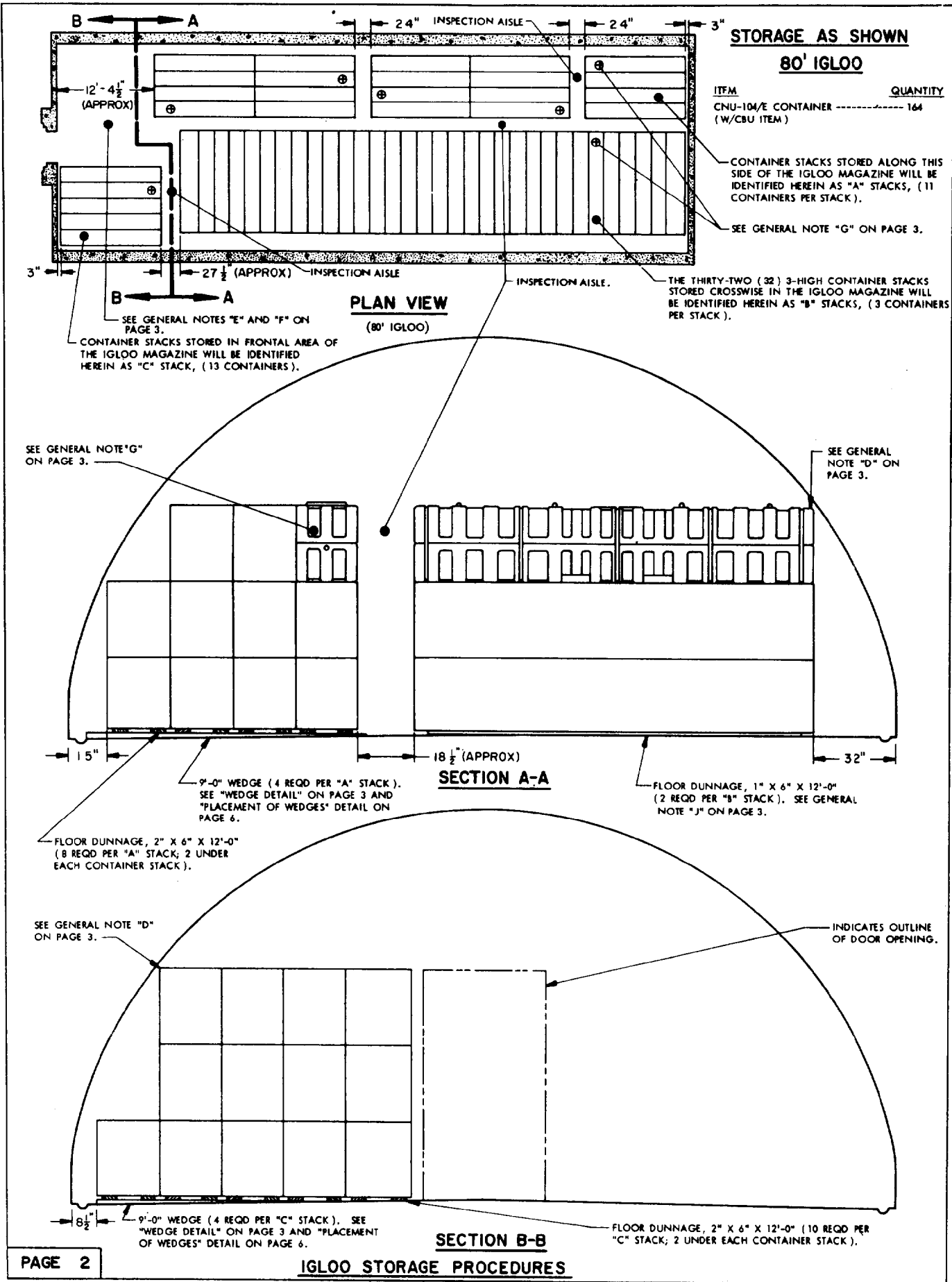


STORAGE IN 60' AND 80' IGLOO AND 80' STRADLEY MAGAZINES OF CBU ITEMS PACKED IN THE CNU-104/E CONTAINER

<u>ITEM</u>	<u>INDEX</u>	<u>PAGE(S)</u>
GENERAL NOTES	-----	3
IGLOO STORAGE PROCEDURES	-----	2,3
STRADLEY STORAGE PROCEDURES	-----	4,5
DETAILS	-----	6

DRAFTER G.J.L.	PROJ. ENG. MWD/llw	APFA PJS	SUBMITTED <i>W.S. Harding, Col.</i>
CHECKED VBH/GEF	INC. APPROVED JAS		COMMANDING OFFICER, SAVANNA ARMY DEPOT
REVISIONS			EXAMINED AND APPROVED <i>Ralph Hall</i> ASSISTANT PROCUREMENT & SUPPLY AGENCY APPROVED BY CHIEF OF COMMANDING GENERAL U. S. ARMY MATERIEL COMMAND
			U. S. ARMY MATERIEL COMMAND JUNE 1968
			CLASS DIVISION DRAWING FILE 19 48 7044 SPI-14KI

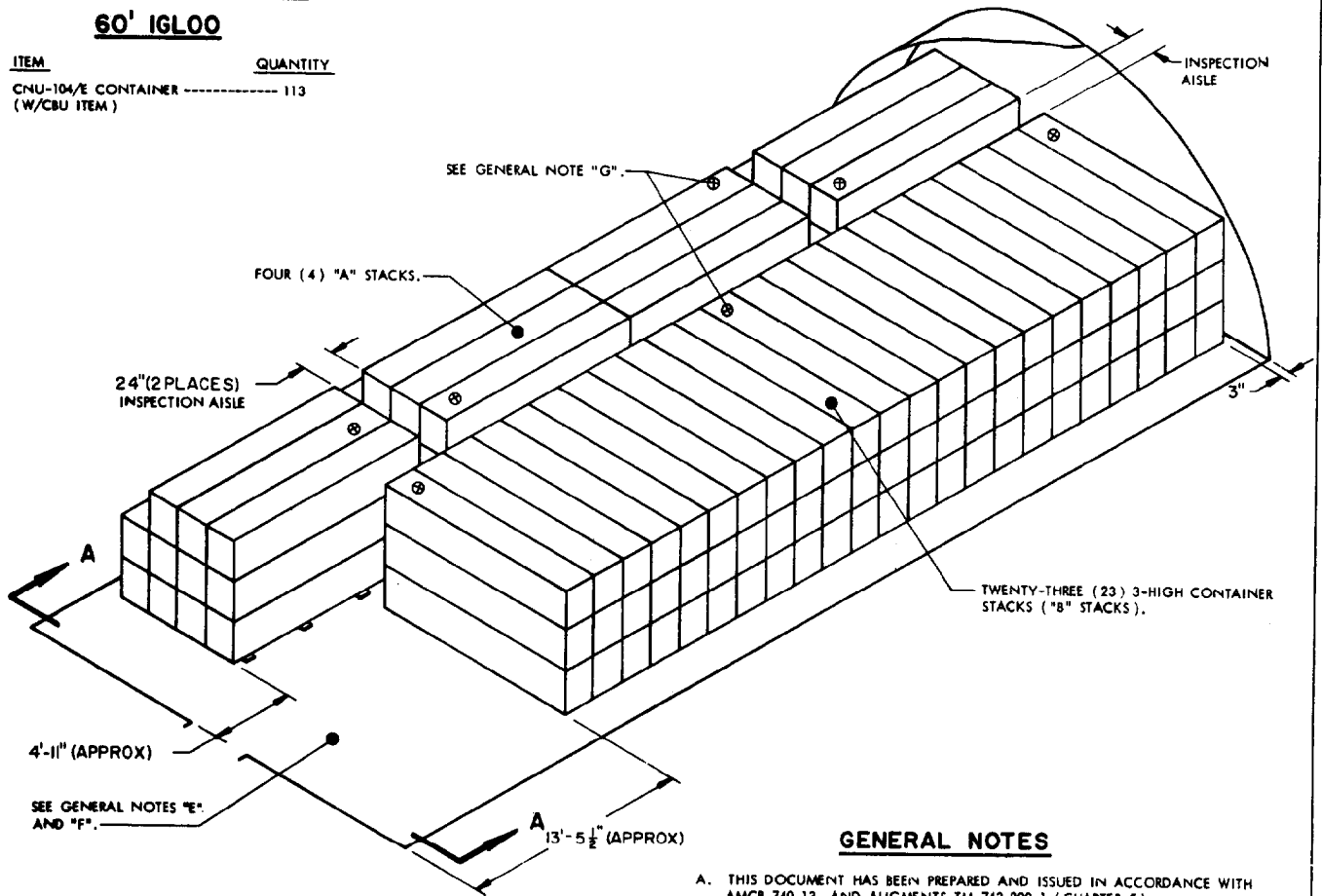
DO NOT SCALE



STORAGE AS SHOWN

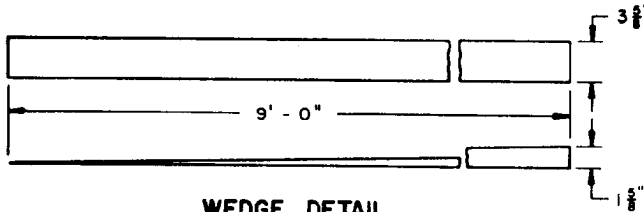
60' IGLOO

ITEM	QUANTITY
CNU-104/E CONTAINER (W/CBU ITEM)	113



ISOMETRIC VIEW

(60' IGLOO)



WEDGE DETAIL

NOMINAL SIZED 2" X 4" X 9'-0" MATERIAL CUT AS DETAILED. THE QUANTITY REQUIRED IS AS SPECIFIED WITHIN THE SECTION VIEWS.

BILL OF MATERIAL PER STACK *				
STACK	LUMBER			WEDGES
	QUANTITY	SIZE	LINEAR FEET	
A	8	2" X 6" X 12'-0"	96	4 EACH 9'-0"
B	2	1" X 6" X 12'-0"	24	NONE
C	10	2" X 6" X 12'-0"	120	4 EACH 9'-0"

* SEE "PLAN VIEW" FOR IDENTIFICATION OF STACKS.

GENERAL NOTES

- THIS DOCUMENT HAS BEEN PREPARED AND ISSUED IN ACCORDANCE WITH AMCR 740-13, AND AUGMENTS TM 743-200-1 (CHAPTER 5).
- FOR DETAILS OF CNU-104/E CONTAINER SEE DRAWING NO. 67E10255. CONTAINER DIMENSIONS ---- 154-1/2" LONG X 24-1/4" WIDE X 30-1/2" HIGH. GROSS WEIGHT (MAX)----- 1,155 POUNDS (APPROX).
- ITEM LOTS WILL NOT BE MIXED, BUT ONLY TO THE EXTENT THAT ITEMS OF ONE LOT WILL NOT BE STACKED ON TOP OF ITEMS FROM ANOTHER LOT.
- STORED CONTAINERS MUST NOT CONTACT A WALL OF A MAGAZINE. TO PROVIDE FOR THIS MANDATORY CLEARANCE REQUIREMENT, THE WIDTH OF THE LENGTHWISE INSPECTION AISLE MAY BE REDUCED SLIGHTLY, OR MOVED SIDEWARD AS NECESSARY.
- THE MATERIALS HANDLING EQUIPMENT (MHE) OPERATING AREA WITHIN THE FRONTAL PORTION OF A MAGAZINE AS SHOWN HEREIN MAY BE ADJUSTED TO SUIT LOCAL CONDITIONS AND/OR AVAILABLE MHE. ONE OR MORE CONTAINER STACKS, AS NECESSARY, MAY BE OMITTED FROM A DEPICTED STORAGE PATTERN IF THE MHE OPERATING AREA IS NOT OF SUFFICIENT SIZE TO ACCOMPLISH STACKING OPERATIONS. IF A CONTAINER STACK OR MORE IS OMITTED, THE QUANTITY OF FLOOR DUNNAGE PIECES MUST BE ADJUSTED AS REQUIRED.
- IF THE AVAILABLE MHE PERMITS, ADDITIONAL CNU-104/E CONTAINERS WITH ITEMS MAY BE STORED WITHIN THE FRONTAL AREA OF THE MAGAZINES.
- CONTAINERS MUST BE POSITIONED SO THAT HUMIDITY INDICATORS FACE INSPECTION AISLES.
- CAUTION: CONTAINERS MUST NOT BE STACKED MORE THAN THREE (3) CONTAINERS HIGH.
- TO PROVIDE FOR STABLE STACKS, SHIMS OF A THICKNESS TO SUIT SHOULD BE USED UNDER ONE OR BOTH ENDS OF THE FLOOR DUNNAGE SUPPORTING "B" AND "F" TYPE STACKS.

MATERIAL SPECIFICATIONS

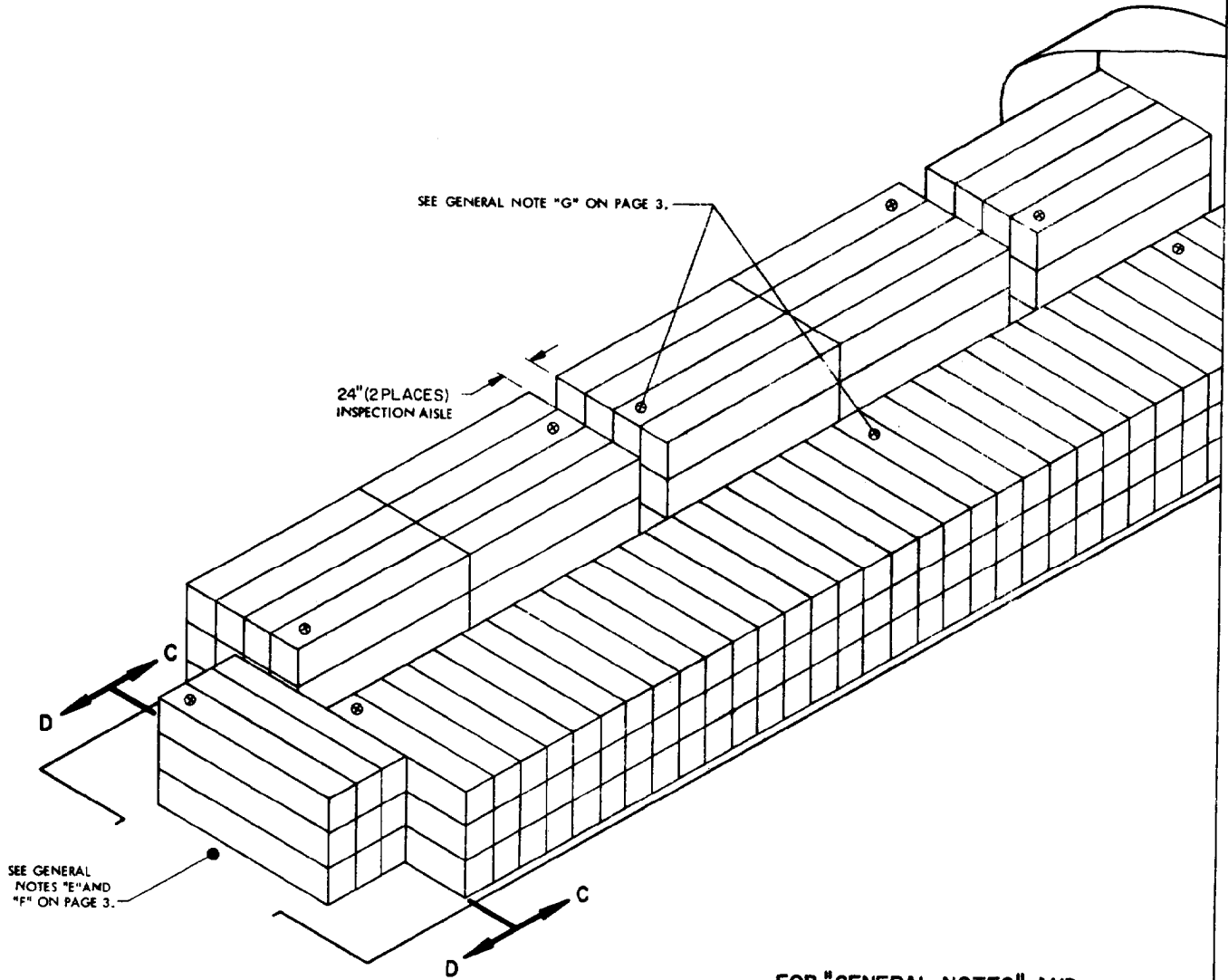
LUMBER: SEE TM 715-5500-1, DUNNAGE LUMBER; FED SPEC MM-L-751.

IGLOO STORAGE PROCEDURES

STORAGE AS SHOWN

80' STRADLEY

ITEM	QUANTITY
CNU-104/E CONTAINER -----	174
(W/CBU ITEM)	

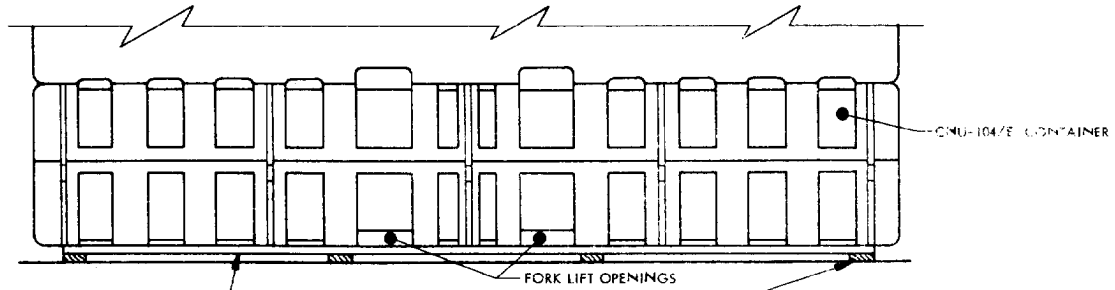


ISOMETRIC VIEW
(80' STRADLEY)

FOR "GENERAL NOTES" AND
"MATERIAL SPECIFICATIONS",
SEE PAGE 3.

BILL OF MATERIAL PER STACK *				
STACK	LUMBER			WEDGES
	QUANTITY	SIZE	LINEAR FEET	
D	8	2" X 6" X 12'-0"	96	4 EACH 9'-0"
E	2	1" X 6" X 12'-0"	24	NONE
F	2	1" X 6" X 12'-0"	24	NONE

*SEE "PLAN VIEW" FOR IDENTIFICATION OF STACKS.



FLOOR DUNNAGE, 2" X 6" X 12'-0"
(2 REQD PER CONTAINER STACK).

PLACEMENT OF WEDGES

THIS DETAIL DEPICTS PROPER PLACEMENT OF WEDGES IN RELATION TO THE LENGTH OF THE CONTAINER. FOUR (4) WEDGES 9'-0" LONG SHALL BE POSITIONED UNDER EACH "A", "C" AND "D" STACK. SEE PLAN VIEWS ON PAGES 2 AND 4 FOR IDENTIFICATION OF STACKS.

WEDGE (4 REQD PER STACK). POSITION AS SHOWN. SEE "WEDGE DETAIL" ON PAGE 3.