

THAAD

STORAGE IN STRADLEY MAGAZINE OF TERMINAL HIGH ALTITUDE AREA DEFENSE (THAAD) MISSILE PACKED IN SINGLE MISSILE ROUND TRANS- PORT CONTAINER (SMRTC) FOR AN- NISTON MUNITIONS CENTER

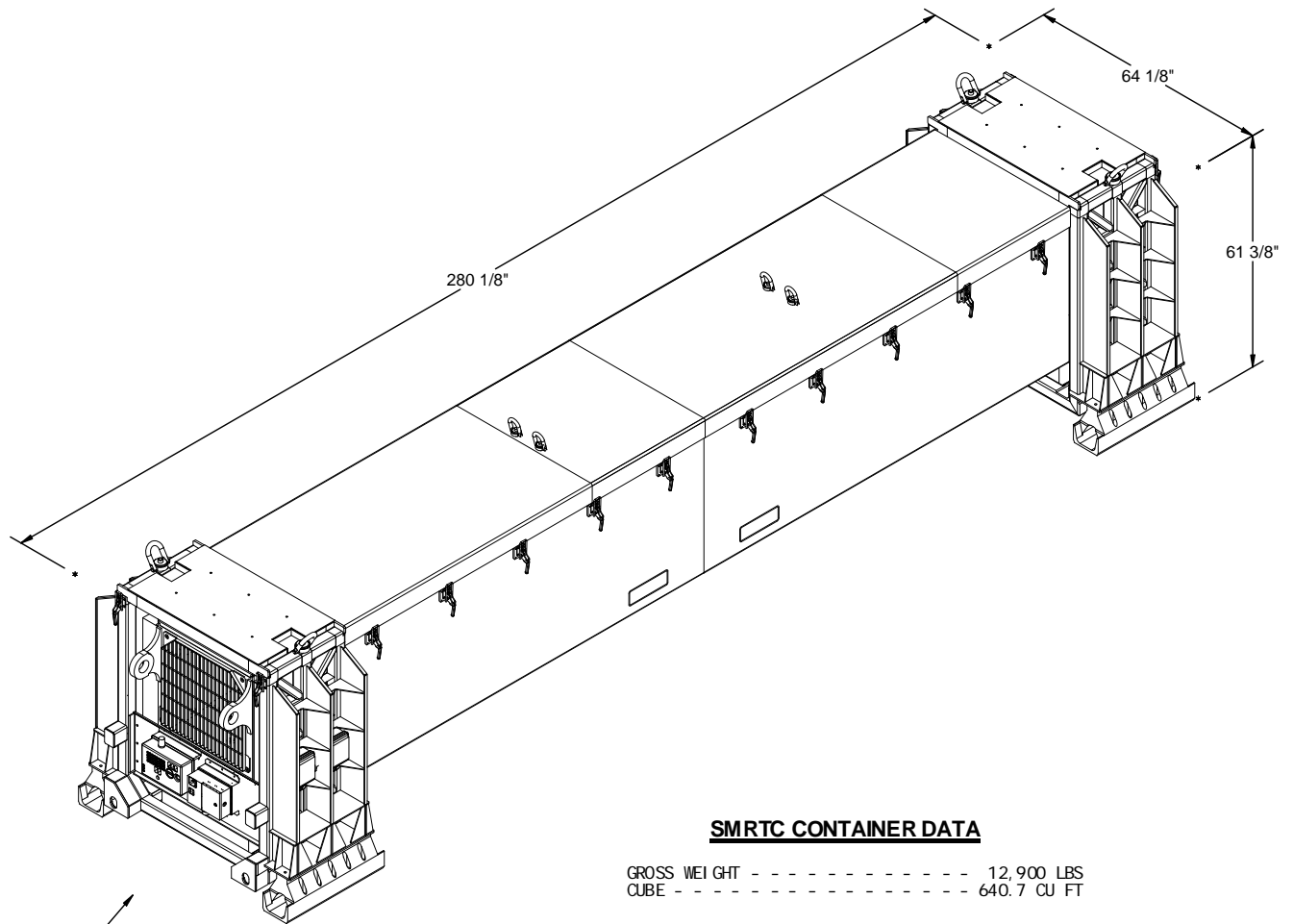
<u>ITEM</u>	<u>INDEX</u>	<u>PAGE(S)</u>
GENERAL NOTES AND MATERIAL SPECIFICATIONS	- - - - -	2
SMRTC CONTAINER DETAIL	- - - - -	3
TYPICAL STORAGE IN STRADLEY MAGAZINE	- - - - -	4-7

U.S. ARMY MATERIEL COMMAND DRAWING

<p style="text-align: center;">APPROVED, U.S. ARMY AVIATION ANDMISSILE COMMAND</p> <p>FISHER.JOSEP H.L.1230757859</p> <small>Digitally signed by FISHER.JOSEPH.L.1230757859 DN: c=US, o=U.S. Government, ou=DoD, ou=PKI, ou=USA, cn=FISHER.JOSEPH.L.1230757859 Date: 2010.06.23 15:48:42 -0500</small>	<p>CAUTION: VERIFY PRIOR TO USE AT WWW.DAC.ARMY.MIL THAT THIS IS THE MOST CURRENT VERSION OF THIS DOCUMENT. THIS IS PAGE 1 OF 8.</p>										
<p style="text-align: center;">APPROVED BY ORDER OF COMMANDING GENERAL, U.S. ARMY MATERIEL COMMAND</p> <p>SHIMP.UPTON .R.1231257183</p> <small>Digitally signed by SHIMP.UPTON.R.1231257183 DN: c=US, o=U.S. Government, ou=DoD, ou=PKI, ou=USA, cn=SHIMP.UPTON.R.1231257183 Date: 2010.06.24 16:24:31 -0500</small> <p style="text-align: center;">U.S. ARMY DEFENSE AMMUNITION CENTER</p>	<p>DO NOT SCALE</p>	<p>APRIL 2010</p>									
	<table border="1" style="width: 100%; border-collapse: collapse;"> <tr> <td style="width: 15%; text-align: center;">ENGINEER OR TECHNICIAN</td> <td style="width: 15%; text-align: center;">BASIC REV.</td> <td colspan="2" style="text-align: center;">RICHARD GARSIDE</td> </tr> </table>	ENGINEER OR TECHNICIAN	BASIC REV.	RICHARD GARSIDE		<table border="1" style="width: 100%; border-collapse: collapse;"> <tr> <td style="width: 25%;"></td> <td style="width: 25%;"></td> <td style="width: 25%;"></td> <td style="width: 25%;"></td> </tr> </table>					
ENGINEER OR TECHNICIAN	BASIC REV.	RICHARD GARSIDE									
<p style="text-align: center;">TRANSPORTATION ENGINEERING DIVISON</p> <p>FIEFFER.LAUR A.A.1230375727</p> <small>Digitally signed by FIEFFER.LAURA.A.1230375727 DN: c=US, o=U.S. Government, ou=DoD, ou=PKI, ou=USA, cn=FIEFFER.LAURA.A.1230375727 Date: 2010.06.18 12:00:56 -0500</small>	<p style="text-align: center;">VALIDATION ENGINEERING DIVISON</p> <p>BARICKMAN. PHILIP.W.123 0202202</p> <small>Digitally signed by BARICKMAN.PHILIP.W.1230202202 DN: c=US, o=U.S. Government, ou=DoD, ou=PKI, ou=USA, cn=BARICKMAN.PHILIP.W.1230202202 Date: 2010.06.21 07:32:26 -0500</small>	<p style="text-align: center;">TESTED</p>	<table border="1" style="width: 100%; border-collapse: collapse;"> <tr> <td style="width: 25%;">CLASS</td> <td style="width: 25%;">DIVISION</td> <td style="width: 25%;">DRAWING</td> <td style="width: 25%;">FILE</td> </tr> <tr> <td style="text-align: center;">19</td> <td style="text-align: center;">48</td> <td style="text-align: center;">5280</td> <td style="text-align: center;">GM14TH1</td> </tr> </table>	CLASS	DIVISION	DRAWING	FILE	19	48	5280	GM14TH1
CLASS	DIVISION	DRAWING	FILE								
19	48	5280	GM14TH1								

GENERAL NOTES

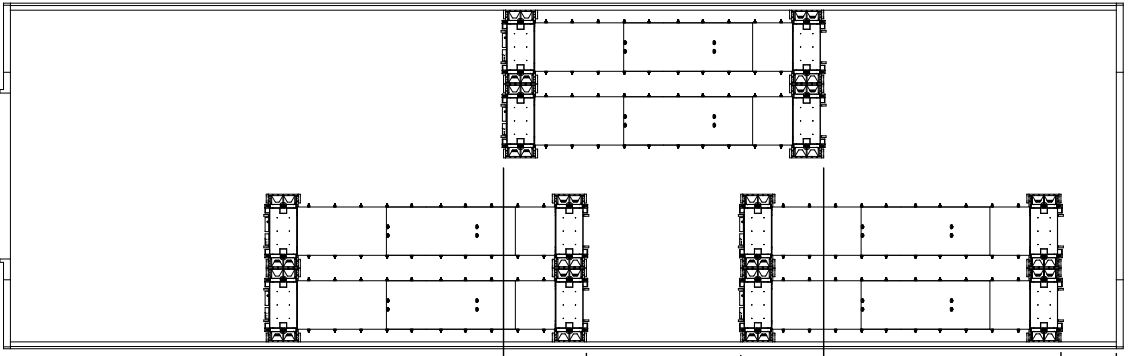
- A. THIS DOCUMENT HAS BEEN PREPARED AND ISSUED IN ACCORDANCE WITH AR 740-1 AND AUGMENTS TM 743-200-1 (CHAPTER 5).
- B. THE STORAGE PROCEDURES DEPICTED WITHIN THIS DOCUMENT ARE APPLICABLE FOR STORAGE IN STRADLEY MAGAZINES AT ANNISTON MUNITIONS CENTER. MINOR ADJUSTMENTS MAY BE MADE TO FACILITATE LOCAL STORAGE CONDITIONS; HOWEVER, THE BASIC PRINCIPLES AS DEPICTED HEREIN WILL BE FOLLOWED. THE PROCEDURES MAY ALSO BE USED AT OTHER LOCATIONS.
- C. THE STORAGE PROCEDURES SPECIFIED IN THIS DRAWING ARE APPLICABLE TO THAAD MISSILE PACKED IN SMRTC. SUBSEQUENT REFERENCE TO CONTAINER HEREIN MEANS SMRTC WITH THAAD MISSILE. SEE PAGE 3 AND LOCKHEED MARTIN DRAWING 13640484 FOR DETAILS OF THE SMRTC.
- D. **CAUTION:** THESE ITEMS ARE IN A "PROPULSIVE STATE" AND MUST BE STORED WITH THE NOSE END FACING TOWARD THE REAR WALL OR A SIDE WALL OF THE MAGAZINE NOT TOWARD THE DOOR/FRONT WALL.
- E. **CAUTION:** THE ALLOWABLE "EXPLOSIVE LIMIT" ESTABLISHED FOR A MAGAZINE IS NOT TO BE EXCEEDED. THIS LIMITATION MAY REQUIRE A QUANTITY REDUCTION FROM THE STORAGE AS SHOWN.
- F. STORED CONTAINERS MUST NOT CONTACT THE SIDES OF A MAGAZINE. THEREFORE, UNITS MUST BE STORED A MINIMUM OF 6" FROM THE SIDEWALL OR CURVATURE OF THE MAGAZINE AS APPLICABLE. TO PROVIDE FOR THIS MANDATORY CLEARANCE REQUIREMENT, UNITS MAY BE ELIMINATED FROM THE DEPICTED STORAGE PATTERN AS NECESSARY.
- G. A 48" MINIMUM INSPECTION DISTANCE MUST BE MAINTAINED AT THE END OF THE CONTAINERS WHERE HUMIDITY INDICATORS ARE LOCATED, IN ORDER TO CHANGE THE DESSICANT.
- H. THE MAXIMUM FLOOR LOAD FOR THE MAGAZINE AS PRESCRIBED WILL NOT BE EXCEEDED.
- J. OTHER COMPATIBLE ITEMS MAY BE STORED IN THE MAGAZINE, WHICH IS PARTIALLY FILLED WITH THE DESIGNATED ITEM.
- K. PORTIONS OF THE MAGAZINE, SUCH AS SIDEWALLS, ENDWALLS, AND ROOFS, HAVE NOT BEEN SHOWN IN THE STORAGE VIEWS FOR CLARITY PURPOSES.
- L. CONVERSION TO METRIC EQUIVALENTS: DIMENSIONS WITHIN THIS DOCUMENT ARE EXPRESSED IN INCHES, AND WEIGHTS ARE EXPRESSED IN POUNDS. WHEN NECESSARY, THE METRIC EQUIVALENT MAY BE COMPUTED ON THE BASIS OF ONE INCH EQUALS 25.4MM AND ONE POUND EQUALS 0.454 KG.



INDICATES AFT
END OF CONTAINER

SMRTC CONTAINER DATA

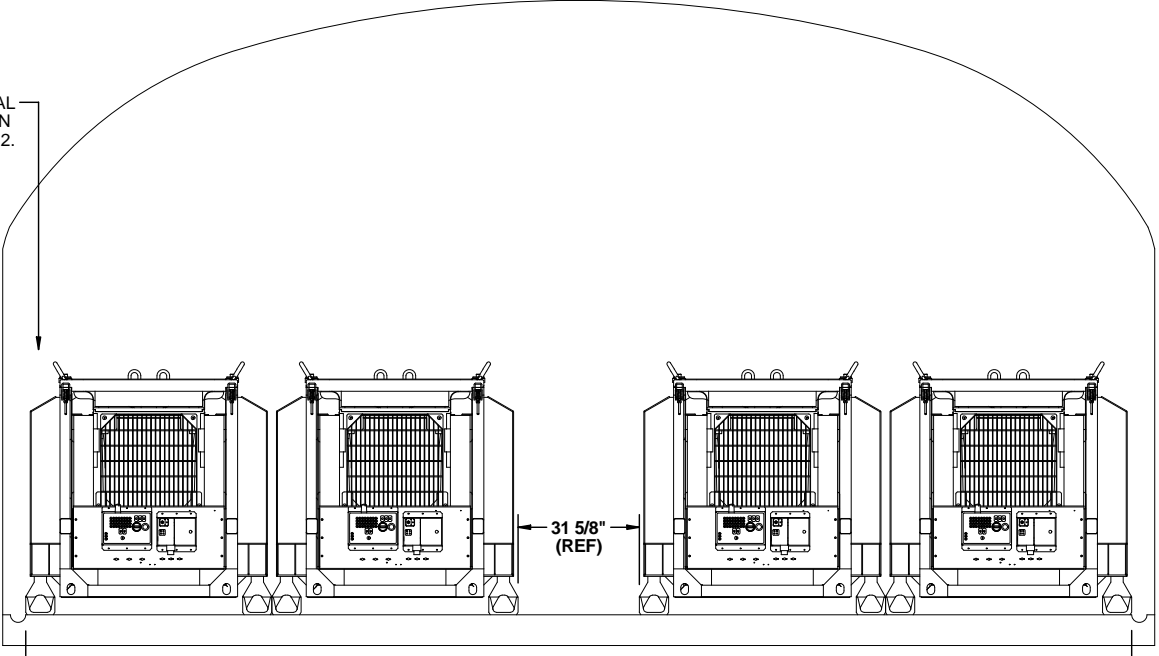
GROSS WEIGHT - - - - - 12,900 LBS
 CUBE - - - - - 640.7 CU FT



72" (REF) 72" (REF) 48" (REF)

DOOR OPENING OF MAGAZINE

PLAN VIEW
STRADLEY MAGAZINE



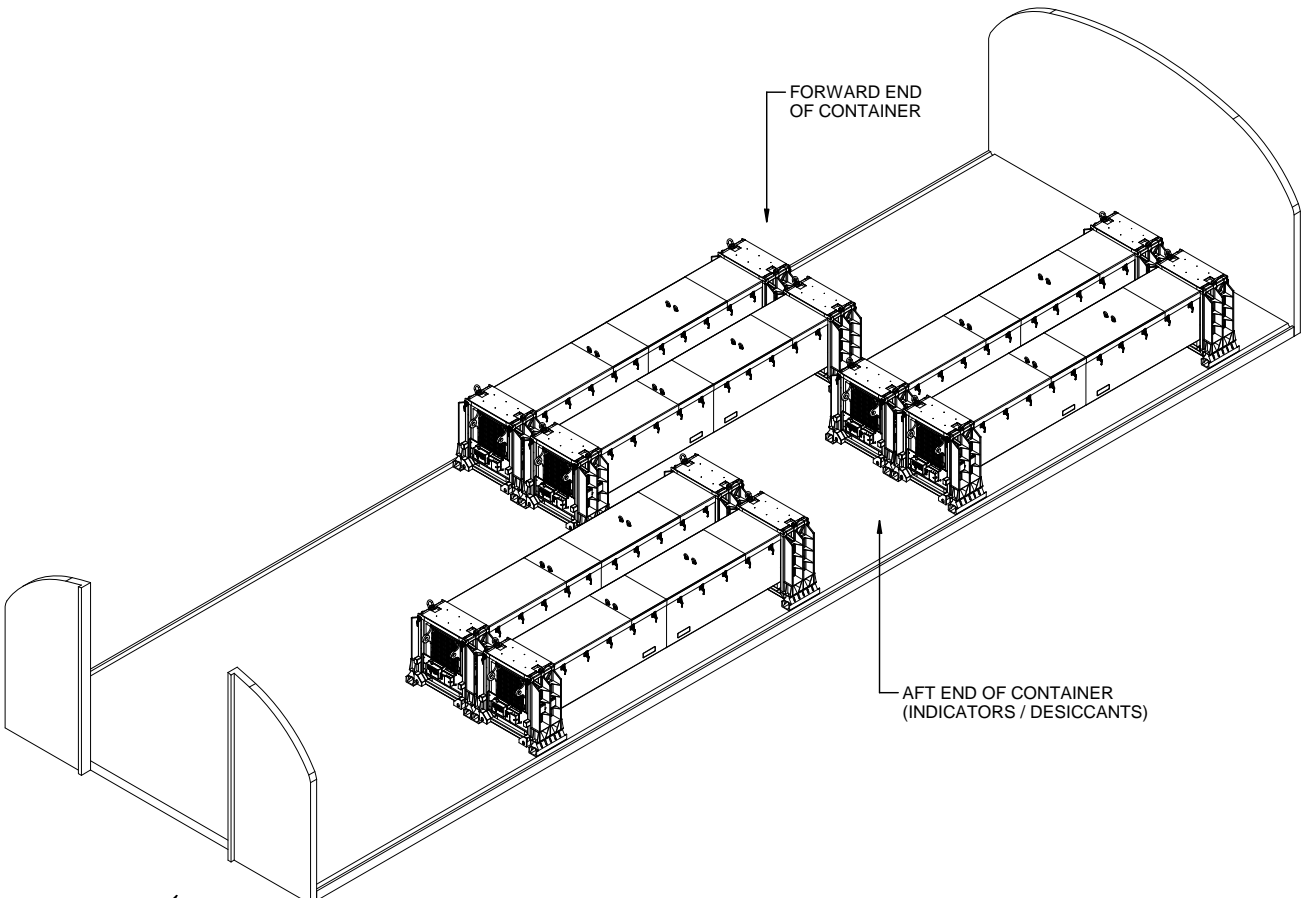
SEE GENERAL NOTE "E" ON PAGE 2.

31 5/8" (REF)

6" (REF)

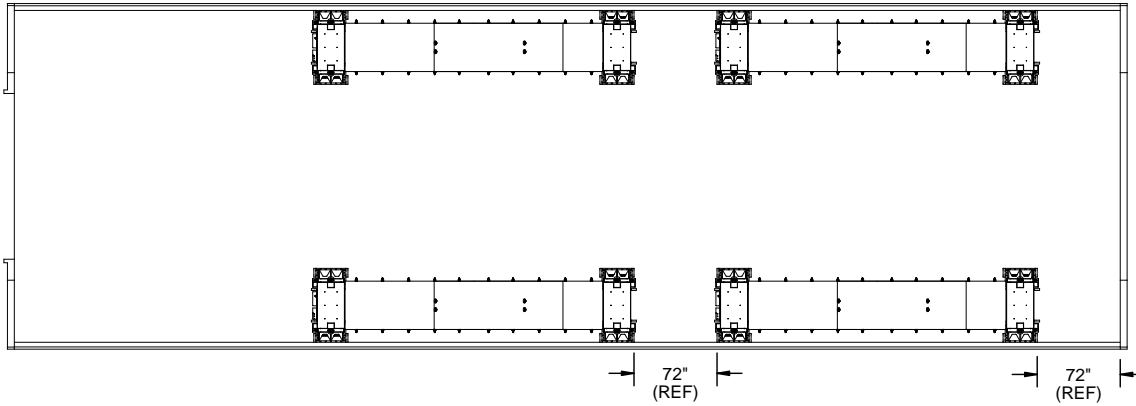
6" (REF)

FRONT VIEW
STRADLEY MAGAZINE



ISOMETRIC VIEW

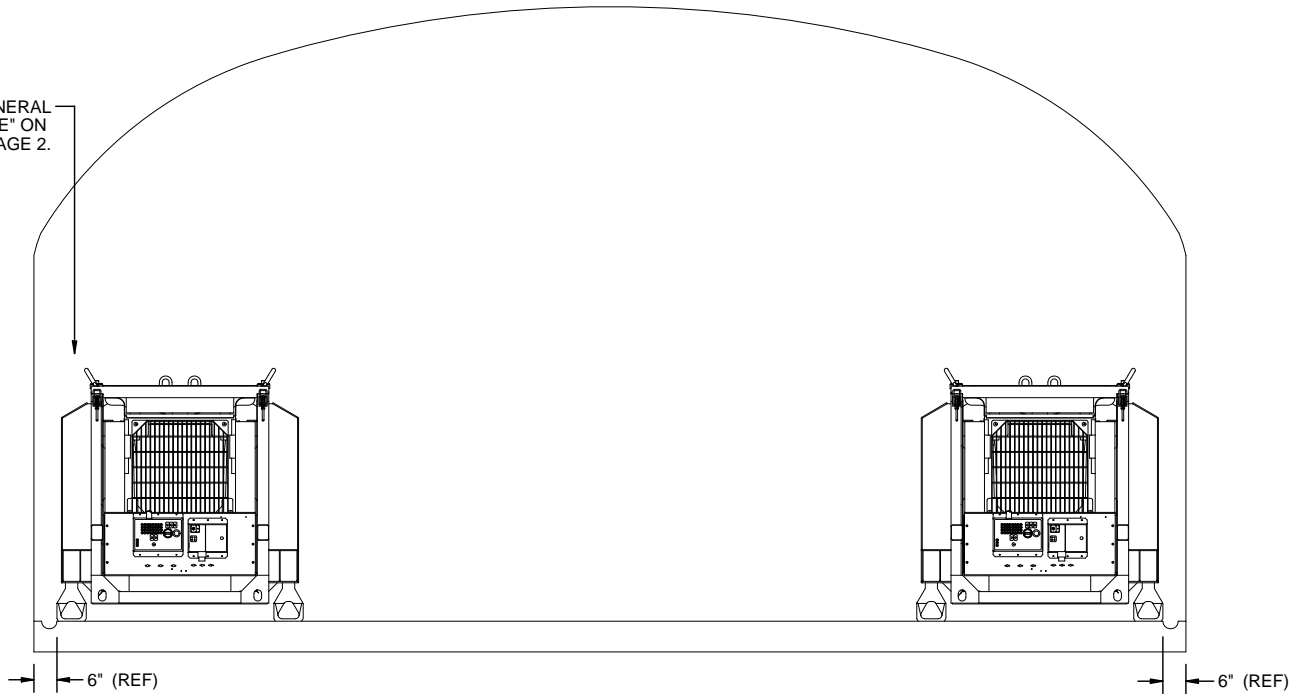
STRADLEY MAGAZINE



DOOR OPENING
OF MAGAZINE

PLAN VIEW
STRADLEY MAGAZINE

SEE GENERAL
NOTE "E" ON
PAGE 2.



FRONT VIEW
STRADLEY MAGAZINE

