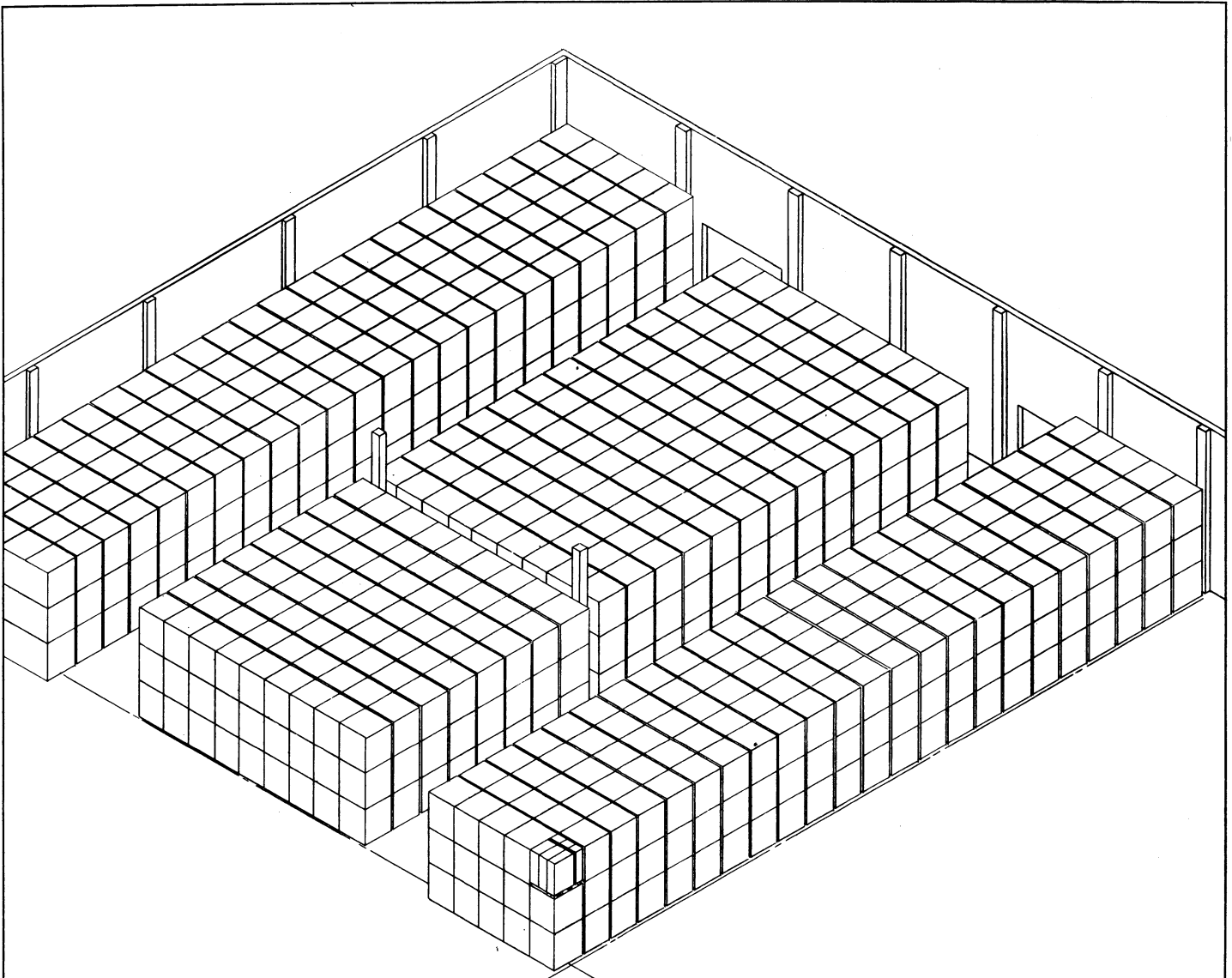


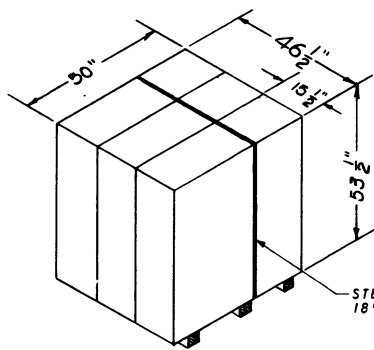
STORAGE IN WAREHOUSE OF FIN ASSEMBLY, M136
 SERIES, PACKED FOUR PER PLYWOOD CONTAINER,
 FOR THE 762 MM ROCKET

DRAFTSMAN <i>K.S.J.</i>	TRACER	ENGINEER <i>DIW/FB</i>	SUBMITTED
CHECKER <i>RHA/GWP</i>	CHECKER <i>AA</i>	ENGINEER	<i>Ralph W. Mulholland</i> COLONEL ORD. CORPS U.S.A.
REVISIONS			EXAMINED
			<i>John Taylor</i> ORD. CORPS U.S.A.
			APPROVED BY ORDER OF THE CHIEF OF ORDNANCE
			<i>Andrew W. Stein</i> ORD. CORPS U.S.A.
			ORDNANCE CORPS U.S.A.
			1 MAY 1962
			CLASS DIVISION DRAWING FILE
			19 48 5196 GM 10A21



ϕ ϕ
ISOMETRIC VIEW

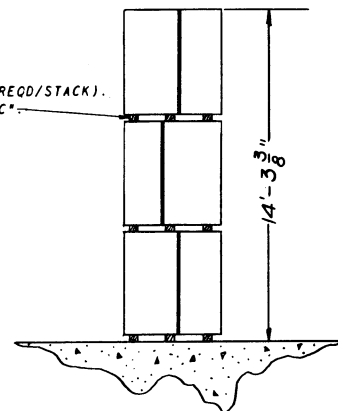
1/4 WAREHOUSE



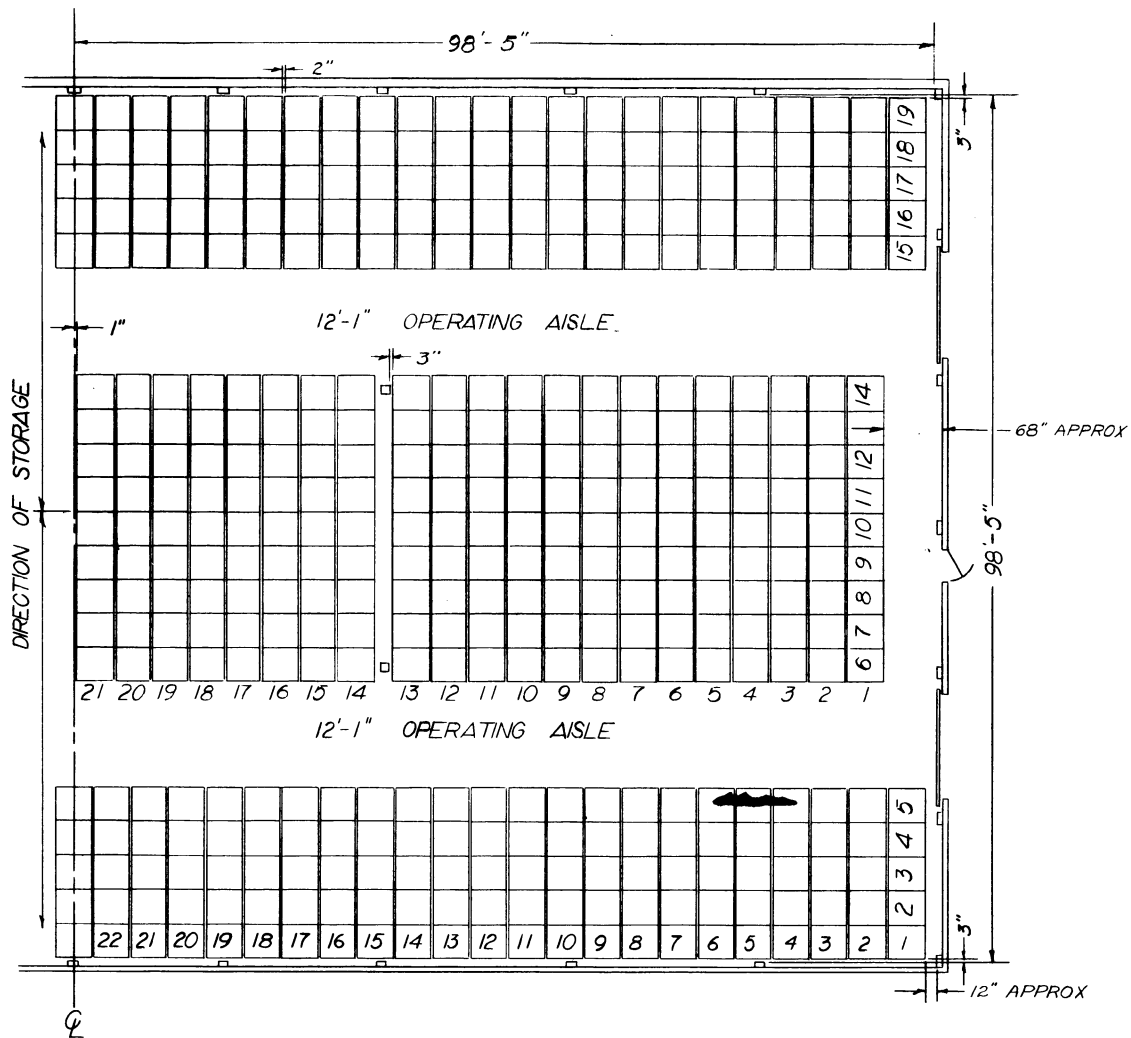
TYPICAL UNIT
DETAIL

STEEL STRAPPING, $\frac{3}{8}$ " x .028" x 18'-0" (1 RECD PER UNIT).

4" x 4" x 46 1/2" (9 RECD/STACK).
SEE GENERAL NOTE "C".



TYPICAL STACK



PLAN VIEW

1/4 WAREHOUSE

GENERAL NOTES

- A. FOR DETAIL OF CONTAINER SEE DRAWING NO. 8100040.
CONTAINER DIMENSIONS - 50" LONG x 15 1/2" WIDE x 53 1/2" HIGH.
GROSS WEIGHT - 280 POUNDS (APPROX).
- B. DIMENSIONS OF OPERATING AISLES SHOWN HEREIN MAY BE ADJUSTED TO SUIT LOCALLY AVAILABLE MHE.
- C. DUNNAGE, 2" x 4" x 46 1/2" MAY BE USED IN LEIU OF 4" x 4" PIECES IF THICKNESS OF FORKS OF MHE PERMITS.

STORAGE AS SHOWN

1/4 WAREHOUSE
CONTAINERS 3,726

BILL OF MATERIAL (PER STACK)

LUMBER	LINEAL FEET	BOARD FEET
4" x 4"	35	47
STRAPPING, STEEL, 3/8" x .029" - 54' REQD		

MATERIAL SPECIFICATIONS

LUMBER: SEE PARAGRAPH 9400, ORDM 3-4, VOL 3.
STRAPPING, STEEL: TYPE 1, CLASS "A" OR "C", FED SPEC QQ-S-791.
FOR FSN SEE SB-39-100.

DO NOT SCALE

**STORAGE IN WAREHOUSE OF FIN ASSEMBLY, M136
SERIES, PACKED FOUR PER PLYWOOD CONTAINER,
FOR THE 762 MM ROCKET**

DRAFTSMAN K.S.J.	TRACER	ENGINEER DiW/JB	SUBMITTED
CHECKER RHA/GWP	CHECKER AA	ENGINEER	<i>Ralph T. M... COLONEL, ORD. CORPS U.S.A.</i>
REVISIONS			EXAMINED <i>John Taylor ORD. CORPS U.S.A.</i>
			APPROVED BY ORDER OF THE CHIEF OF ORDNANCE <i>Andrew W. Heid ORD. CORPS U.S.A.</i>
			ORDNANCE CORPS U.S.A.
			1 MAY 1962
CLASS	DIVISION	DRAWING	FILE
19	48	5196	GM 10A21

