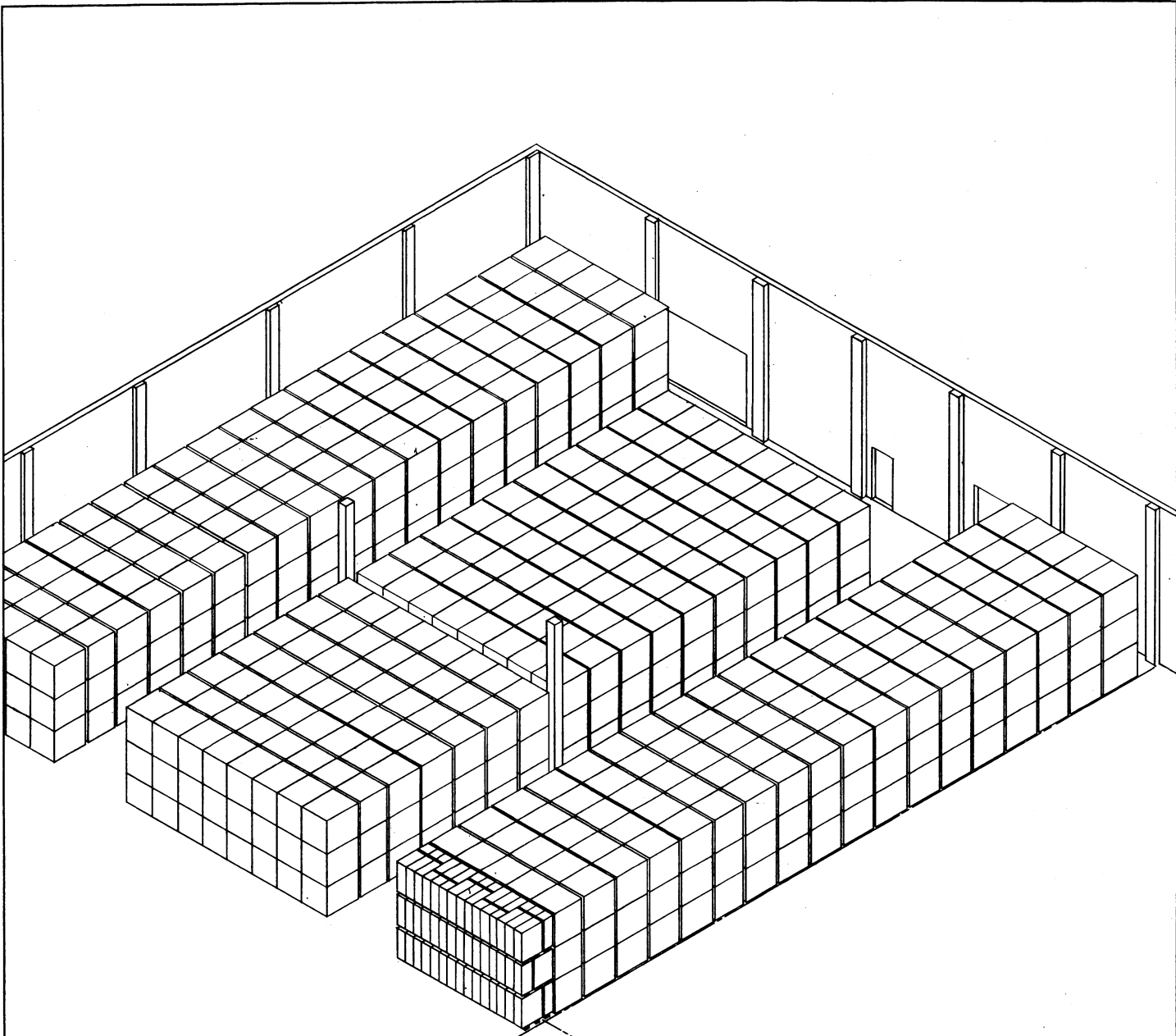


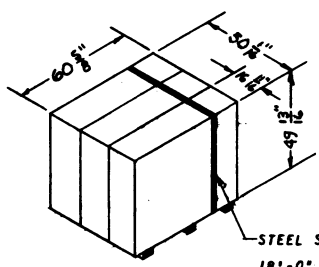
STORAGE IN WAREHOUSE OF FIN ASSEMBLY,
 MI36 SERIES, PACKED FOUR PER WOODEN CONTAINER,
 FOR THE 762MM ROCKET

DRAFTER <i>K.S.J.</i>	TRACER	ENGINEER <i>D.W. / [initials]</i>	SUBMITTED
CHECKER <i>RHA / GWP</i>	CHECKER <i>[initials]</i>	ENGINEER	<i>Ralph T. McWaters</i> COLONEL ORDN. CORPS U.S.A.
REVISIONS			EXAMINED
1	11 JAN 62	<i>[initials]</i>	<i>John Taylor</i> ORD. CORPS U.S.A.
			APPROVED BY ORDER OF THE CHIEF OF ORDNANCE <i>[signature]</i> ORD. CORPS U.S.A.
			ORDNANCE CORPS U.S.A.
			3 NOVEMBER 1954
			CLASS DIVISION DRAWING FILE
			19 48 5005 GM10A2



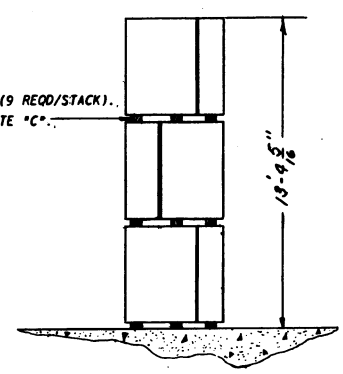
ISOMETRIC VIEW

1/4 WAREHOUSE



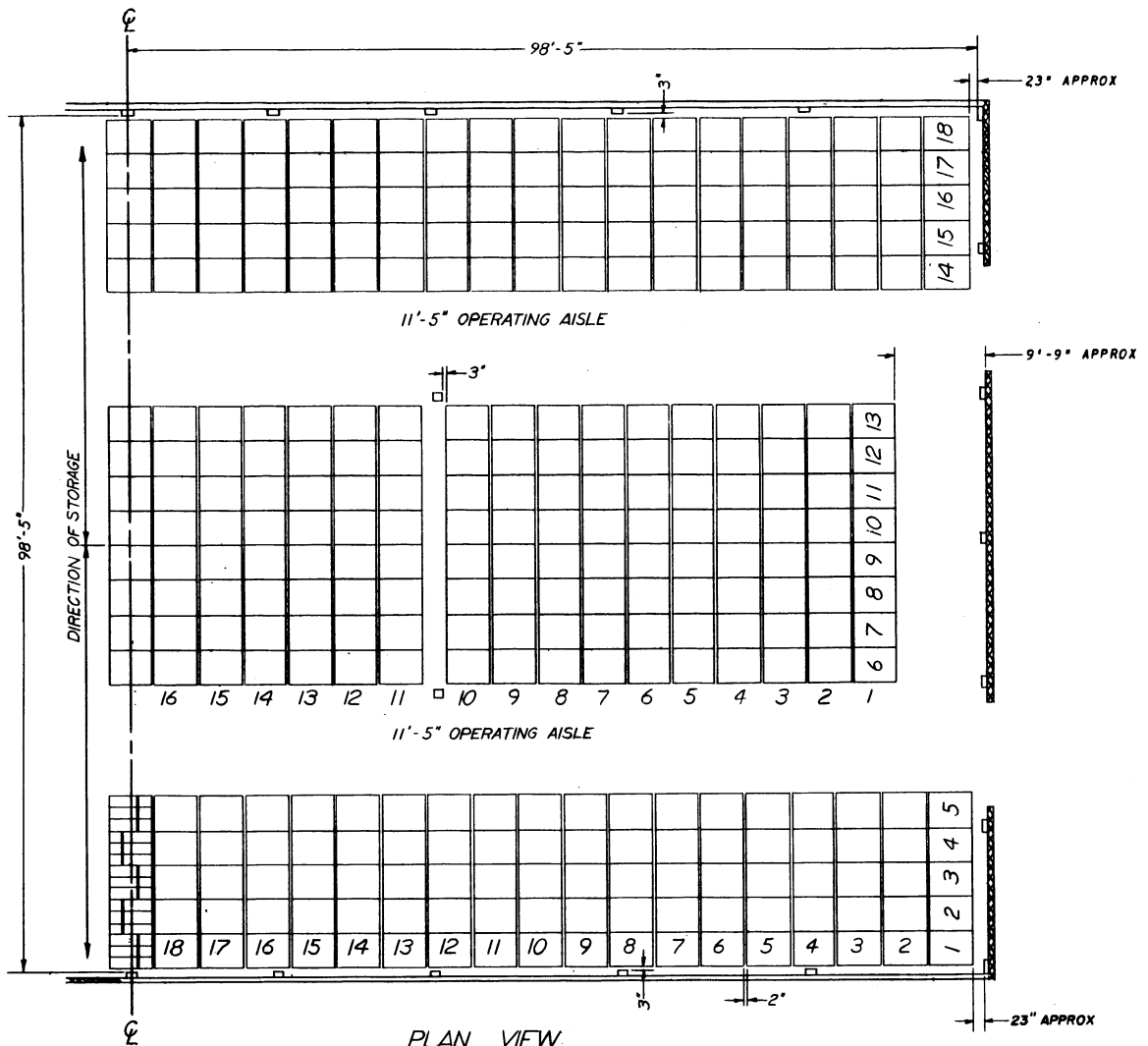
TYPICAL UNIT
DETAIL

STEEL STRAPPING, 1/2" x .025" x
10'-0" (1 REQD PER UNIT)..



4" x 4" x 50" (9 REQD/STACK)..
SEE GENERAL NOTE "C"..

TYPICAL STACK



PLAN VIEW
1/4 WAREHOUSE

GENERAL NOTES

- A. FOR DETAIL OF CONTAINER SEE DWG NO. 8026313.
CONTAINER DIMENSIONS - 60 1/2" LONG x 16-11/16" WIDE x 49-13/16" HIGH.
GROSS WEIGHT - 345 LBS (APPROX).
- B. DIMENSIONS OF OPERATING AISLES SHOWN HEREIN MAY BE ADJUSTED TO SUIT LOCALLY AVAILABLE MHE.
- C. DUNNAGE, 2" x 4" x 50" MAY BE USED IN LIEU OF 4" x 4" PIECES IF THICKNESS OF FORKS OF MHE PERMITS.

STORAGE AS SHOWN
1/4 WAREHOUSE
CONTAINERS 2,853

BILL OF MATERIAL (PER STACK)		
LUMBER	LINEAL FEET	BOARD FEET
4" x 4"	37 1/2	50
STRAPPING, STEEL, 1/2" x .029" - 54' REQD		

MATERIAL SPECIFICATIONS

LUMBER: SEE PARAGRAPH B400, ORDW 3-4, VOL 3.
STRAPPING, STEEL: TYPE 1, CLASS "A" OR "C", FED SPEC QQ-S-791, FOR FSN SEE SB-38-100.

DO NOT SCALE

**STORAGE IN WAREHOUSE OF FIN ASSEMBLY,
M136 SERIES, PACKED FOUR PER WOODEN CONTAINER,
FOR THE 762MM ROCKET**

DRAFTER K.S.J.	TRACER	ENGINEER D/W / JS	SUBMITTED
CHECKER RHA / GWP	CHECKER [Signature]	ENGINEER	[Signature] COLONEL, ORD. CORPS U.S.A.
REVISIONS			EXAMINED
1	11 JAN 62	[Signature]	[Signature] ORD. CORPS U.S.A.
APPROVED BY ORDER OF THE CHIEF OF ORDNANCE			[Signature] ORD. CORPS U.S.A.
3 NOVEMBER 1954			
CLASS	DIVISION	DRAWING	FILE
19	48	5005	GM10A2

