

UNITIZATION PROCEDURES[⊕] FOR CARTRIDGE, 5.56MM, PACKED 1800 PER COMMERCIAL FIBERBOARD BOX, UNITIZED 48 BOXES PER SPE- CIAL SIZE 36-1/2" X 42-3/4" PALLET, SECURED WITH MACHINE APPLIED STRETCH FILM AND POLYESTER STRAPPING; APPROX BOX SIZE 12-3/16" L X 10-11/16" W X 6-9/16" H

⊕ THE PROCEDURES AS DELINEATED IN THIS DRAWING ARE FOR CONUS HIGHWAY SHIPMENT ONLY.

DISTRIBUTION STATEMENT A:

APPROVED FOR PUBLIC RELEASE
DISTRIBUTION IS UNLIMITED.

U.S. ARMY MATERIEL COMMAND DRAWING

APPROVED, U.S. ARMY RESEARCH, DEVELOPMENT AND ENGINEERING COMMAND PENNOCK.AM Digitally signed by ANDA.C.13800 80042157 42157 Date: 2018.03.13 14:47:09 -05'00' RDAR-EIL-TP		CAUTION: VERIFY PRIOR TO USE AT WWW.DAC.ARMY.MIL THAT THIS IS THE MOST CURRENT VERSION OF THIS DOCUMENT. THIS IS PAGE 1 OF 6.											
APPROVED, U.S. ARMY JOINT MUNITIONS COMMAND RUS.ALLEN.J Digitally signed by .1230354282 Date: 2018.03.26 08:10:18 -05'00' AMSJM-MMT		DO NOT SCALE		SEPTEMBER 2010									
APPROVED BY ORDER OF COMMANDING GENERAL, U.S. ARMY MATERIEL COMMAND SHIMP.UPTON Digitally signed by .R.1231257183 Date: 2018.03.26 08:49:54 -05'00' U.S. ARMY DEFENSE AMMUNITION CENTER		DESIGN ENGINEER	BASIC REV.	RICHARD GARSIDE RICHARD GARSIDE									
		ENGINEERING DIVISON	FIEFFER.LAUR A.A.1230375727 Digitally signed by FIEFFER.LAURA.A.1230375727 DN: cn=US, o=US Government, ou=DOD, ou=PKI, ou=USA, ou=FIEFFER.LAURA.A.1230375727 Date: 2018.02.09 12:43:00 -06'00'		REVISION NO. 1 FEBRUARY 2018								
		TEST ENGINEER TEST REPORT	09-05D	SEE THE REVISION LISTING ON PAGE 3									
		EXPLOSIVE SAFETY DIRECTORATE	THOMAS.CARL.ANT HONY.1104621372 Digitally signed by THOMAS.CARL.ANTHONY.11046 21372 Date: 2018.03.06 07:12:21 -06'00'		<table border="1"> <tr> <th>CLASS</th> <th>DIVISION</th> <th>DRAWING</th> <th>FILE</th> </tr> <tr> <td>19</td> <td>48</td> <td>4357</td> <td>20PA1011</td> </tr> </table>	CLASS	DIVISION	DRAWING	FILE	19	48	4357	20PA1011
CLASS	DIVISION	DRAWING	FILE										
19	48	4357	20PA1011										

GENERAL NOTES

(GENERAL NOTES CONTINUED)

- A. THIS DOCUMENT HAS BEEN PREPARED AND ISSUED IN ACCORDANCE WITH AR 740-1 AND AUGMENTS TM 743-200-1 (CHAPTER 5) AND CONFORMS TO MIL-STD-1660 (LEVEL C).
- B. THIS DOCUMENT INCLUDES MATERIAL SPECIFICATIONS AND UNITIZING STANDARDS APPLICABLE TO UNITIZATION OF 5.56MM CARTRIDGES, PLUS INFORMATION RELATIVE TO TYPICAL POSITIONING OF BOXES ON A PALLET AND INSTALLATION OF UNITIZING POLYESTER STRAPPING. FOR THE SPECIFIC PALLET UNIT DATA, SEE THE CHART ON PAGE 3. FOR THE APPROVED CONFIGURATION OF THE UNIT LOAD AND THE SPECIFIC UNITIZATION SPECIFICATIONS, SEE THE "UNITIZATION PROCEDURES" ON PAGE 4.
- C. DIMENSIONS, CUBE AND WEIGHT OF A PALLET UNIT WILL VARY SLIGHTLY DEPENDING UPON THE ACTUAL DIMENSIONS OF THE BOXES.
- D. THE FOLLOWING AMC DRAWINGS ARE APPLICABLE FOR OUTLOADING AND STORAGE OF THE ITEMS COVERED BY THIS APPENDIX.
 TRUCKLOADING - - - - 19-48-4117-11PA1003
 STORAGE - - - - - 19-48-4118-1-2-3-4-14-22PA1002
- E. A FIBERBOARD BOX (EXTERIOR PACK) WILL NOT CONTAIN MORE THAN ONE LOT OF AMMUNITION PER BOX. UNIT LOADS WILL NOT CONTAIN MORE THAN TWO LOTS PER UNIT LOAD, EXCEPT WHERE REQUIRED FOR BALLISTIC SAMPLE SHIPMENT OR FOR TROOP USE AT POST, CAMP, OR STATION.
- F. A UNIT LOAD CAN BE ASSEMBLED WITH LESS LAYERS THAN SPECIFIED FOR THE BASIC UNIT LOAD. THE UNIT LOAD CAN ALSO BE ASSEMBLED WITH A PARTIAL TOP LAYER. REFER TO AMC DRAWING 19-48-4358-20PA1011 FOR EITHER OPTION.
- G. LESS-THAN-FULL BOXES OF 5.56MM CARTRIDGES (LIGHT BOXES) ARE LIMITED TO ONLY ONE LIGHT BOX PER ITEM LOT. A UNIT LOAD WILL NOT CONTAIN MORE THAN ONE LIGHT BOX PER ITEM LOT ON A PALLET. LIGHT BOXES WILL BE MARKED AS SPECIFIED IN ARDEC DRAWING 12982865. LIGHT BOXES WILL ONLY BE PLACED IN THE TOP LAYER OF A UNIT AND LOCATED AT ANY OF THE FOUR CORNERS OF THE LAYER (NOT IN THE MIDDLE OF THE LAYER). NOT MORE THAN TWO LIGHT BOXES (ONE PER LOT) WILL BE PLACED IN A UNIT LOAD. EACH PALLET UNIT CONTAINING LIGHT BOXES WILL HAVE A WEATHER RESISTANT PLACARD OR TAG PREPARED AND APPLIED TO THE UNIT LOAD AS STATED IN DAC DRAWING ACV00561.
- H. WHEN ASSEMBLING A PALLET UNIT, CARE SHALL BE TAKEN TO INSURE THAT BOXES ARE EVENLY ALIGNED HORIZONTALLY AND VERTICALLY SO THAT THE SIDES AND ENDS OF THE PALLET UNIT DO NOT EXCEED A 1/2" TOLERANCE, RELATIVE TO THE PALLET.
- J. UNIT LOAD MARKINGS WILL BE ACCOMPLISHED IN ACCORDANCE WITH DAC DRAWING ACV00561.
- K. A SPECIAL PALLET (36-1/2" X 42-3/4") IS REQUIRED FOR THIS LOAD. FOR CONSTRUCTION OF THE SPECIAL PALLET, SEE "PALLET DETAIL" ON PAGE 5 AND MATERIAL SPECIFICATIONS BELOW.
- L. ADHESIVE WILL BE APPLIED TO TOP OF PALLET AND TOP OF BOXES BETWEEN LAYERS TO SECURE BOXES PRIOR TO APPLICATION OF STRETCH FILM. ADHESIVE WILL BE APPLIED ON THE FIRST, THIRD, AND FIFTH DECKBOARD (EVENLY SPACED ON THE PALLET) ROUGHLY 1/16" IN WIDTH RUNNING AT LEAST TWO THIRDS THE LENGTH OF EACH BOARD. FOR EACH LAYER, ADHESIVE WILL BE APPLIED EQUALLY IN FOUR LOCATIONS ON THE TOP OF EACH BOX, EVENLY SPACED. THE TOTAL WEIGHT OF ADHESIVE PER BOX IS APPROXIMATELY 0.005 OUNCES, AND IS EQUIVALENT TO FOUR APPROXIMATELY 1/2" DIAMETER DROPS.

(CONTINUED AT RIGHT)

MATERIAL SPECIFICATIONS

- LUMBER** - - - - - : ASTM D6199; GROUP IV, PRESERVATIVE AND HEAT TREATED.
- NAILS** - - - - - : ASTM F1667; TYPE I, STYLE 18 - PALLET NAIL.
- STRETCH FILM** - - - - - : 115 GAUGE 20"W CROWNGARD MACHINE FILM, CROWN PACKAGING PART# 24544, OR EQUIVALENT. FOR USE WITH MACHINE APPLICATION ONLY.
- STRAPPING, NONMETALLIC** - - - - - : ASTM D3950; TYPE IV, 3/4" X .050".
- STRAP SEALER** - - - - - : POLYCHEM B800 FRICTION WELD TOOL OR EQUIVALENT.
- EDGE PROTECTOR** - - - - - : ITW ANGLEBOARD FORMABOARD™, 3" X 3" X .240 CALIPER, POLYETHYLENE COATED PLYES OF PAPER, OR EQUIVALENT.
- ADHESIVE** - - - - - : TECHNOMELT 80-8307 INDUSTRIAL HOT MELT ADHESIVE OR EQUIVALENT.

- M. INSTALL EDGE PROTECTORS ALONG THE VERTICAL AND HORIZONTAL EDGES OF THE PALLET UNIT BEFORE APPLICATION OF THE STRETCH FILM. THE VERTICAL EDGE PROTECTORS WILL BE FLUSH WITH THE TOP OF THE HIGHEST BOX. AN ADHESIVE MAY BE USED IF DESIRED TO HOLD THE EDGE PROTECTORS IN PLACE PRIOR TO WRAPPING THE STRETCH FILM. A PLUS-OR-MINUS 1/4" TOLERANCE IS ALLOWED ON ALL EDGE PROTECTORS. CARE MUST BE TAKEN TO ENSURE NO EDGE PROTECTORS EXTEND BEYOND THE TOP OF THE FIBERBOARD BOXES OR THE TOP OF THE PALLET BOTTOM DECKBOARDS.
- N. THE STRETCH FILM WILL BE APPLIED TO THE PALLET UNIT IN THE FOLLOWING MANNER WHEN UNITIZING FOUR FULL LAYERS OF BOXES:
 1. NINE COMPLETE WRAPS AROUND THE TOP OF THE PALLET UNIT.
 2. EIGHT COMPLETE WRAPS SPIRALING TO THE BOTTOM OF THE PALLET UNIT.
 3. NINE COMPLETE WRAPS AROUND THE BOTTOM OF THE PALLET UNIT. **NOTE:** APPLY THE STRETCH FILM TO THE PALLET UNIT SO THAT THE VERTICAL EDGE PROTECTORS ARE COMPLETELY CAPTURED BY THE FILM. IF THE STRETCH FILM DOES NOT COMPLETELY CAPTURE THE BOTTOM OF THE VERTICAL EDGE PROTECTORS, ADHESIVE MUST BE APPLIED TO HOLD THE EDGE PROTECTOR TO THE PALLET UNIT PRIOR TO STRETCH FILM APPLICATION.
- O. REFER TO THE STRETCH FILM MANUFACTURER'S RECOMMENDATIONS FOR THE PREFERRED METHOD OF INITIAL AND FINAL ATTACHMENT OF THE STRETCH FILM TO THE PALLET UNIT. THE STRETCH FILM SPECIFIED IN THIS DRAWING SHALL ONLY BE APPLIED USING A STRETCH FILM MACHINE, EXCEPT AS PROVIDED IN GENERAL NOTE "P" IMMEDIATELY BELOW.
- P. FULL PALLET UNITS OF 48 BOXES ASSEMBLED AT A LOAD, ASSEMBLY AND PACK PLANT MAY BE UNITIZED USING HAND APPLIED STRETCH FILM, BUT ARE LIMITED TO NO MORE THAN SIX PALLET UNITS PER AMMUNITION LOT FOR THE DODICS LISTED ON PAGE 3. REFER TO AMC DRAWING 19-48-4358-20PA1012 FOR THE APPLICATION INSTRUCTIONS AND MATERIAL SPECIFICATIONS THAT MUST BE ADHERED TO FOR THIS EXCEPTION.
- Q. INSTALL EACH TIEDOWN STRAP TO PASS UNDER TOP DECK/STRINGER BOARDS OF THE PALLET AND TO BE LOCATED AS SHOWN. TIEDOWN STRAPS WILL BE APPLIED AFTER THE APPLICATION OF THE STRETCH FILM. THE TWO TIEDOWN STRAPS ON THE LONG SIDE OF THE PALLET UNIT SHALL BE APPLIED PRIOR TO THE FOUR TIEDOWN STRAPS ON THE SHORT SIDE OF THE PALLET UNIT. VERTICAL STRAP ALIGNMENT MUST NOT EXCEED 3/4" FROM TRUE ALIGNMENT, AND TRANSVERSE STRAP ALIGNMENT MUST NOT EXCEED 1-1/4" FROM TRUE ALIGNMENT. THE STRAP LENGTHS DEPICTED HEREIN ARE BASED ON THE BOX DIMENSIONS CALLED OUT IN ARDEC DRAWING 13014881.
- R. PALLET UNIT LOADS SHALL BE INSPECTED FOR TORN, DETERIORATED OR LOOSENED STRAPPING PRIOR TO SHIPPING.
 1. TORN OR BROKEN STRAPS MUST BE REPLACED.
 2. DETERIORATION DUE TO A MINOR AMOUNT OF WEAR WILL NOT NECESSARILY BE CAUSE FOR REPLACING A STRAP. HOWEVER, AN EXTENSIVELY WORN STRAP IS CAUSE FOR REPLACING THE STRAP.
 3. A DAMAGED OR DEFECTIVE FRICTION WELD IS SUFFICIENT CAUSE FOR REPLACEMENT OF THE STRAP.
 4. LOOSE STRAPS SHOULD BE CHECKED FOR DEGREE OF LOOSENESS BY POSITIONING THE HOOK OF A SCALE (COMMONLY KNOWN AS A FISH SCALE) BEHIND THE STRAPS NEAR THE MIDPOINT AT THE TOP OR SIDE OF THE UNIT LOAD. PULL THE SCALE UNTIL A READING OF 20 POUNDS IS OBTAINED. THE DISTANCE BETWEEN THE BOX AND THE STRAP MUST NOT EXCEED 1-1/2". IF THE MEASUREMENT EXCEEDS 1-1/2", THE STRAP MUST BE REPLACED.
 5. **CAUTION:** WHEN A STRAP IS REPLACED AND THE OTHER STRAPS ON A UNIT LOAD ARE NOT, CARE MUST BE EXERCISED TO INSURE THAT THE TENSION ON THE NEW STRAP IS NEARLY THE SAME AS THAT OF THE OTHER STRAPS.
 6. TORN OR DETERIORATED STRETCH FILM MUST BE REPLACED. STRETCH FILM IS DETERMINED TO BE SUFFICIENTLY DETERIORATED TO WARRANT REPLACEMENT IF THE BOXES CAN MOVE ENOUGH TO EXCEED THE TOLERANCE IN GENERAL NOTE "H". STRETCH FILM WILL BE CONSIDERED SUFFICIENTLY TORN TO WARRANT REPLACEMENT IF THE MORE THAN HALF OF THE QUANTITY OF WRAPS REQUIRED IN GENERAL NOTE "N" HAVE BEEN SEVERED ACROSS THE HEIGHT OF ANY BOX LAYER.
- S. ALL WOODEN DUNNAGE USED IN UNIT LOADS SHALL BE TREATED WITH EITHER TYPE I OR TYPE III WOOD PRESERVATIVE, IN ACCORDANCE WITH ARDEC DRAWING 13064136. IF THE DUNNAGE CONSISTS OF MORE THAN ONE COMPONENT, IT MUST BE ASSEMBLED PRIOR TO TREATMENT. PRESERVATIVE MARKING SHALL BE APPLIED TO AT LEAST ONE LOCATION ON THE ASSEMBLY OR COMPONENT IN ACCORDANCE WITH PARAGRAPH 3.3.6 OF ARDEC DRAWING 13064136.

(CONTINUED ON PAGE 3)

(GENERAL NOTES CONTINUED FROM PAGE 2)

- T. NO MORE THAN TWO LOTS OF AMMUNITION WILL BE CONTAINED ON A PALLET UNLESS IN SUPPORT OF BALLISTIC SAMPLE SHIPMENT OR TROOP USE AT POST, CAMP, OR STATION. THIS IS INTENDED TO BE APPLIED TO PALLETIZING OPERATIONS BEING PERFORMED AT A LOAD, ASSEMBLE AND PACK PLANT OR TO MAJOR MAINTENANCE OPERATIONS BEING PERFORMED AT AN AMMUNITION DEPOT WHEN THE QUANTITY OF BOXES COMPRISING A LOT IS GREAT ENOUGH TO CONSTRUCT MORE THAN ONE PALLET UNIT. **NOTICE:** MULTIPLE (MORE THAN TWO) LOTS ARE PERMITTED TO BE PALLETIZED TOGETHER AS A UNIT LOAD WHEN A SINGLE LOT QUANTITY IS INSUFFICIENT TO COMPLETE ONE FULL-SIZE OR REDUCED-LAYER (TO SATISFY A SMALL-QUANTITY SHIPMENT) UNIT LOAD. ADDITIONALLY, MULTIPLE LOTS ON A PALLET MAY CONSIST OF ONE OR MORE NSNS, PROVIDED ALL ITEMS ARE COMPATIBLE AND THEY ARE BEING SHIPPED TO A SINGLE CONUS POST, CAMP OR STATION. ALL ITEM BOXES ON THE PALLET MUST BE RESTRAINED IN SUCH A MANNER TO PROVIDE A SAFE, SECURE, AND COMPACT PALLET UNIT FOR SHIPMENT. MULTIPLE LOT/NSN UNIT LOADS WILL BE MARKED IN ACCORDANCE WITH DAC DRAWING ACV00561.
- U. TWO METHODS ARE APPROVED FOR DETERMINING THE AVERAGE WEIGHT THAT IS TO BE SHOWN ON PALLETIZED UNITS OF AMMUNITION THAT ARE BEING PRODUCED AT LOAD, ASSEMBLE AND PACK PLANTS.
1. PREFERRED METHOD: RANDOMLY SELECT FIVE UNIT LOADS FROM THE CURRENT MONTH'S PRODUCTION. WEIGH EACH UNIT LOAD. THE CALCULATED AVERAGE WEIGHT OF THE FIVE UNIT LOADS (TOTAL WEIGHT OF THE FIVE UNIT LOADS DIVIDED BY FIVE) WILL BE USED AS THE UNIT LOAD WEIGHT FOR WHICHEVER IS LESS, EITHER A 60-DAY PERIOD OR UNTIL A DIMENSIONAL OR CONFIGURATION CHANGE IS MADE TO THE UNIT LOAD.
 2. ALTERNATIVE METHOD: RANDOMLY SELECT AND WEIGH FIVE GROUPS OF UNIT LOAD COMPONENTS (PALLET, STRAPPING, EDGE PROTECTORS, ETC.) FROM THE CURRENT MONTH'S PRODUCTION AND ADDING TO IT THE WEIGHT OF THE LOADED BOXES TO BE PLACED ON THE PALLET. THE WEIGHT OF THE LOADED BOXES WILL BE DETERMINED BY USING THE FOLLOWING PROCEDURES.
 - (A) WEIGH FIVE LOADED BOXES INDIVIDUALLY AND RECORD THE TOTAL WEIGHT.
 - (B) WEIGH THREE INDIVIDUAL GROUPS OF FIVE LOADED BOXES EACH AND RECORD EACH GROUP WEIGHT.
 - (C) WEIGH THREE INDIVIDUAL GROUPS OF TEN LOADED BOXES EACH AND RECORD EACH GROUP WEIGHT.
 - (D) TOTAL ALL RECORDED WEIGHTS AND DIVIDE BY 50. THE RESULT IS THE APPROVED LOADED BOX GROSS WEIGHT.

THE APPROVED LOADED BOX GROSS WEIGHT WILL THEN BE MULTIPLIED BY THE QUANTITY OF BOXES TO BE PLACED ON THE PALLET AND ADDED TO EACH GROUP OF UNIT LOAD COMPONENTS. THE CALCULATED AVERAGE WEIGHT OF THE FIVE UNIT LOAD GROUPS (TOTAL WEIGHT OF THE FIVE UNIT LOAD GROUPS DIVIDED BY FIVE) WILL BE USED AS THE UNIT LOAD WEIGHT FOR WHICHEVER IS LESS, EITHER A 60-DAY PERIOD OR UNTIL A DIMENSIONAL OR CONFIGURATION CHANGE IS MADE TO THE UNIT LOAD.
- V. ALL NON-MANUFACTURED WOOD USED IN PALLETIZED LOAD SHALL BE HEAT TREATED AND MARKED TO SHOW CONFORMANCE TO THE INTERNATIONAL PLANT PROTECTION CONVENTION STANDARD (IPPC), ISPM-15. SEE DAC DRAWING ACV00831 FOR ISPM-15 CERTIFICATION MARKING AND PLACEMENT DETAILS.
- W. CONVERSION TO METRIC EQUIVALENTS: DIMENSIONS WITHIN THIS DOCUMENT ARE EXPRESSED IN INCHES AND WEIGHTS ARE EXPRESSED IN POUNDS. WHEN NECESSARY, THE METRIC EQUIVALENT MAY BE COMPUTED ON THE BASIS OF ONE INCH EQUALS 25.4MM AND ONE POUND EQUALS 0.454 KG.
- X. THE MAJORITY OF THE STRETCH FILM HAS BEEN OMITTED FROM THE PALLET UNIT DETAIL ON PAGE 4 FOR CLARITY PURPOSES.
- Y. WHEN UN PERFORMANCE ORIENTED PACKAGING (POP) MARKING IS REQUIRED ON BOXES, THIS MARKING WILL BE VISIBLE IN AT LEAST ONE PLACE ON THE UNIT LOAD.
- Z. FOR DETAILS ON THE FIBERBOARD BOX, SEE ARDEC DRAWING 13014881.

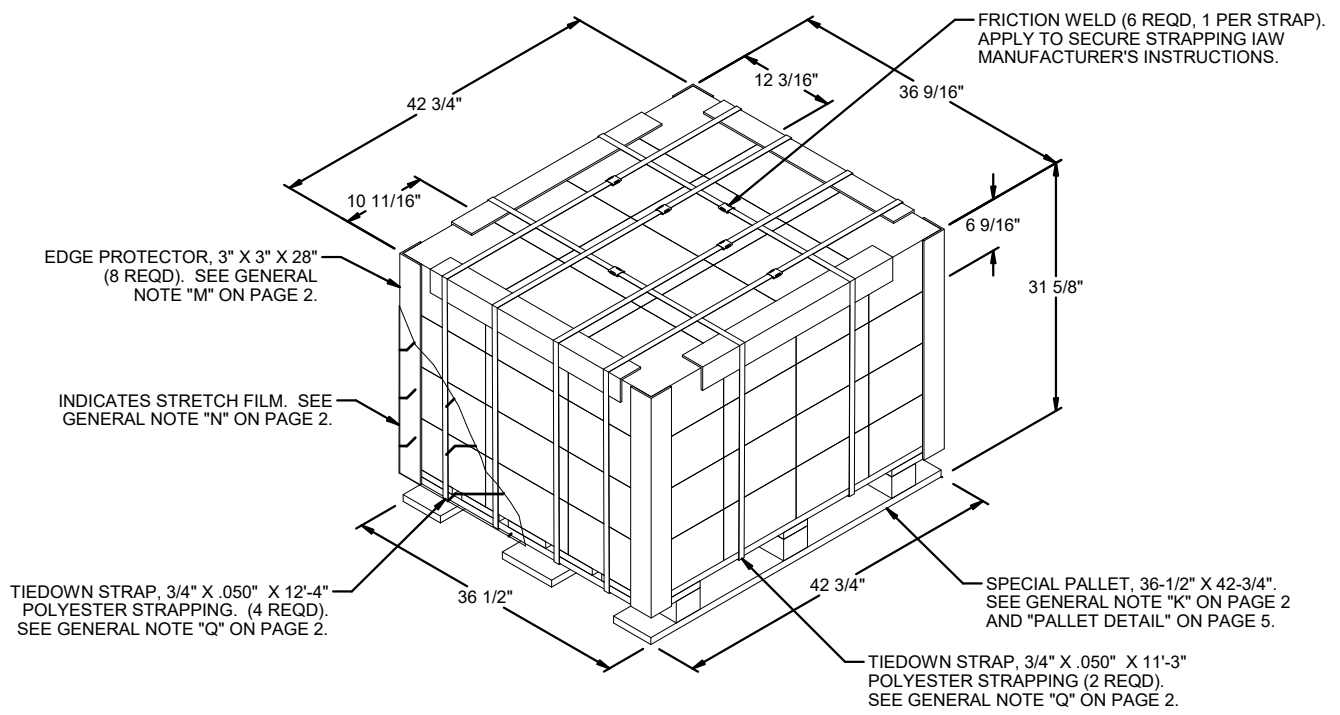
REVISION

REVISION NO. 1, DATED FEBRUARY 2018, CONSISTS OF CHANGES PER ECP R17K3001 NOR 1, INCLUDING:

1. UPDATING GENERAL NOTE "G" (LIGHT BOX MARKINGS).
2. UPDATING GENERAL NOTE "S" (PRESERVATION REQUIREMENTS).

PALLET UNIT DATA				
ITEMS INCLUDED		*HAZARD CLASS AND DIVISION	*COMPATIBILITY GROUP	APPROX WEIGHT (LBS)
NSN	DODIC			
1305-				
01-550-5648	AA33	1.4	S	2,725
01-559-3335	AB58	1.4	S	2,725

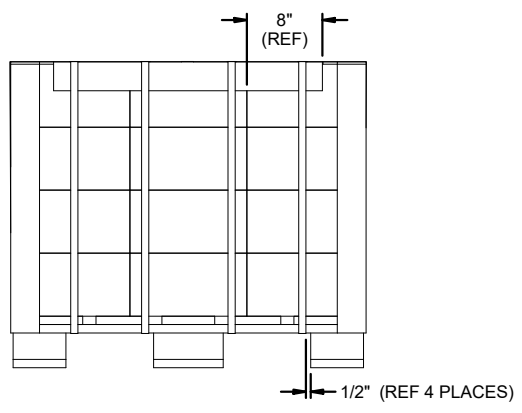
*HAZARD AND CLASSIFICATION DATA CONTAINED IN THE ABOVE CHART IS FOR GUIDANCE AND INFORMATIONAL PURPOSES ONLY. VERIFICATION OF THE SPECIFIED DATA SHOULD BE MADE BY CONSULTING THE MOST RECENT JOINT HAZARD CLASSIFICATION SYSTEM LISTING OR OTHER APPROVED LISTING(S).



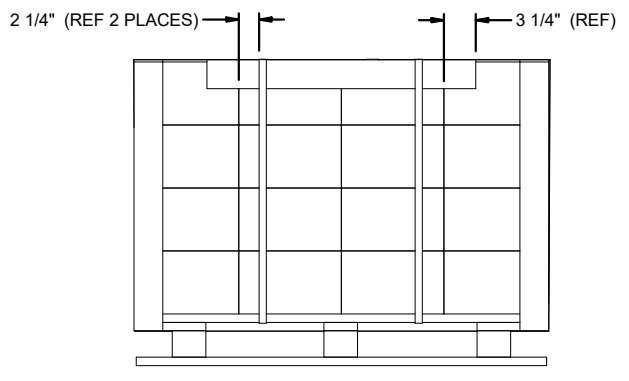
PALLET UNIT
SEE GENERAL NOTE "C" ON PAGE 2.

48 BOXES OF 5.56MM CARTRIDGES (1,800/BOX) @ 55 LBS	--	2,640 LBS
DUNNAGE	-----	10 LBS
PALLET	-----	75 LBS
<hr/>		
TOTAL WEIGHT	-----	2,725 LBS (APPROX)
CUBE	-----	28.6 CU FT (APPROX)

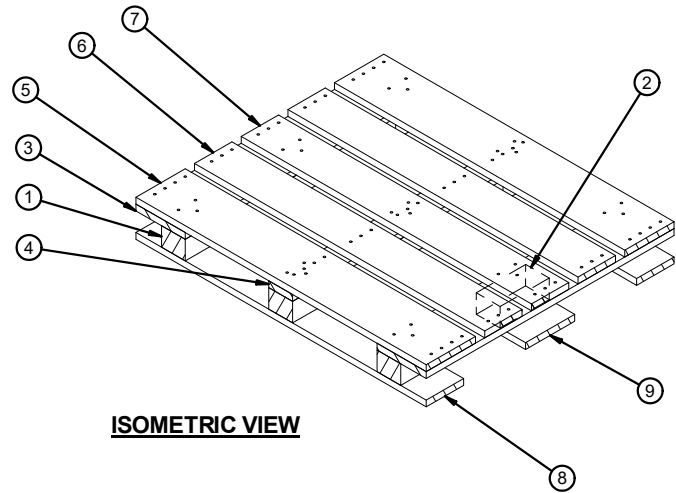
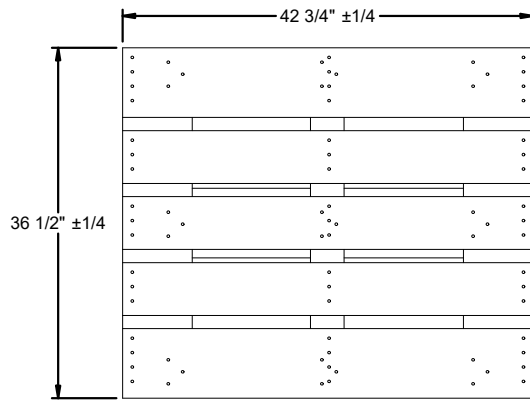
BILL OF MATERIAL	
SPECIAL PALLET, 36-1/2" X 42-3/4"	- 1 REQD - - - 75 LBS
STRETCH FILM	----- 425' REQD - - 1.19 LBS
EDGE PROTECTOR, 3" X 3" X 28"	- - - 8 REQD - - 5.34 LBS
POLYESTER STRAPPING, 3/4"	----- 72' REQD - - 3.20 LBS



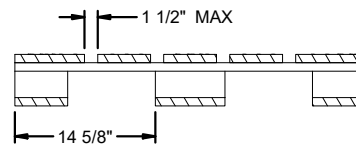
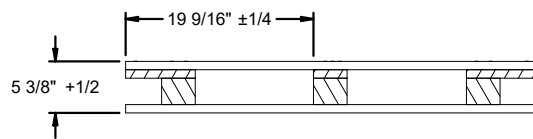
UNIT LENGTH VIEW



UNIT WIDTH VIEW



ISOMETRIC VIEW



PALLET DETAIL

NOTE: ALL DIMENSIONS SHOWN IN PALLET DETAIL ARE ACTUAL DIMENSIONS. SEE MATERIAL SPECIFICATIONS FOR LUMBER AND NAILS FOR PALLET CONSTRUCTION ON PAGE 2.

KEY NUMBERS

- ① OUTER POST, 3-1/2" X 1/8" X 2-3/4" + 1/8" X 5-1/2" ± 1/8" (6 REQD).
- ② CENTER POST, 3-1/2" + 1/8" X 2-3/4" + 1/8" X 7-1/4" ± 1/8" (3 REQD).
- ③ OUTER STRINGER BOARD, 3/4" + 1/8" X 7-1/4" + 1/8" X 36-1/2" ± 1/8" (2 REQD).
- ④ CENTER STRINGER BOARD, 3/4" + 1/8" X 3-1/2" + 1/8" X 36-1/2" ± 1/8" (1 REQD).
- ⑤ OUTER TOP DECK BOARD, 3/4" + 1/8" X 7-1/4" + 1/8" X 42-3/4" ± 1/8" (2 REQD). NAIL TO STRINGERS W/4 NAILS (1-1/2" LONG X 0.120" DIAMETER) AT EACH LOCATION. NAIL THRU THE STRINGERS INTO THE POSTS W/3 NAILS (3-1/4" LONG X 0.135" DIAMETER) IN A STAGGERED PATTERN.
- ⑥ TOP DECK BOARD, 3/4" + 1/8" X 5-1/2" + 1/8" X 42-3/4" ± 1/8" (2 REQD). NAIL TO STRINGERS W/3 NAILS (1-1/2" LONG X 0.120" DIAMETER) AT EACH LOCATION.
- ⑦ CENTER TOP DECK BOARD, 3/4" + 1/8" X 5-1/2" + 1/8" X 42-3/4" ± 1/8" (1 REQD). NAIL TO STRINGERS W/3 NAILS (1-1/2" LONG X 0.120" DIAMETER) AT EACH LOCATION. NAIL THRU THE STRINGERS INTO THE POSTS W/3 NAILS (3-1/4" LONG X 0.135" DIAMETER) IN A STAGGERED PATTERN.
- ⑧ OUTER BOTTOM DECK BOARD, 3/4" + 1/8" X 5-1/2" + 1/8" X 42-3/4" ± 1/8" (2 REQD). NAIL TO STRINGERS W/3 NAILS (2-1/4" LONG X 0.120" DIAMETER) AT EACH JOINT IN A STAGGERED PATTERN.
- ⑨ INNER BOTTOM DECK BOARD, 3/4" + 1/8" X 7-1/4" + 1/8" X 42-3/4" ± 1/8" (1 REQD). NAIL TO STRINGERS W/4 NAILS (2-1/4" LONG X 0.120" DIAMETER) AT EACH JOINT IN A STAGGERED PATTERN.

