

APPENDIX 128

UNITIZATION PROCEDURES FOR MILITARY AMMUNITION AND COMPONENTS PACKED IN FIBERBOARD BOXES IN WIREBOUND OR FIBERBOARD 4-WAY ENTRY PALLET BOXES

KIT, ACCESSORY, MK29 MOD 0, PACKED 4 PER FIBERBOARD BOX, UNITIZED 18 BOXES PER WIREBOUND PALLET BOX (PALLET UNIT A) OR 18 BOXES PER FIBERBOARD PALLET BOX (PALLET UNIT B); APPROX BOX SIZE 19 $\frac{3}{8}$ " L X 13 $\frac{3}{8}$ " W X 14 $\frac{3}{4}$ " H

PALLET UNIT DATA							
ITEMS INCLUDED		HAZARD CLASSIFICATION [ⓐ]				WEIGHT (LBS)	
NSN	DODIC	DOT CLASS	CG CLASS	QD CLASS	COMP GROUP	UNIT A	UNIT B
1375-01-014-3356	MW85	INERT				441	430

[ⓐ] HAZARD CLASSIFICATION DATA CONTAINED IN THE ABOVE CHART IS FOR GUIDANCE AND INFORMATIONAL PURPOSES ONLY. VERIFICATION OF THE SPECIFIED DATA SHOULD BE MADE BY CONSULTING THE MOST RECENT JOINT HAZARD CLASSIFICATION SYSTEM LISTING OR OTHER APPROVED LISTING (S).

NOTICE: THIS APPENDIX CANNOT STAND ALONE BUT MUST BE USED IN CONJUNCTION WITH THE BASIC UNITIZATION PROCEDURES DRAWING 19-48-4169-20PA1006.

REVISIONS				DRAFTSMAN	PROJ. ENG.		
				dh	LFF/WRF		
				LOG ENGINEER	WJH/Emet		
				APPROVED, U.S. ARMY ARMAMENT, EXPLOSIVES AND CHEMICAL COMMAND			
				<i>J. Martin</i>		<i>B. J. Johnson</i>	
				APPROVED BY ORDER OF COMMANDING GENERAL, U.S. ARMY (ATTENDING, COURTESY LINE)			
				<i>William F. Condit</i>			
				U.S. ARMY DEFENSE AMMUNITION CENTER AND SCHOOL			
				U.S. ARMY AMC DRAWING			
				FEBRUARY 1986			
				CLASS	DIVISION	DRAWING	FILE
				19	48	4169/ 128	20PA 1006

DO NOT SCALE

GENERAL NOTES

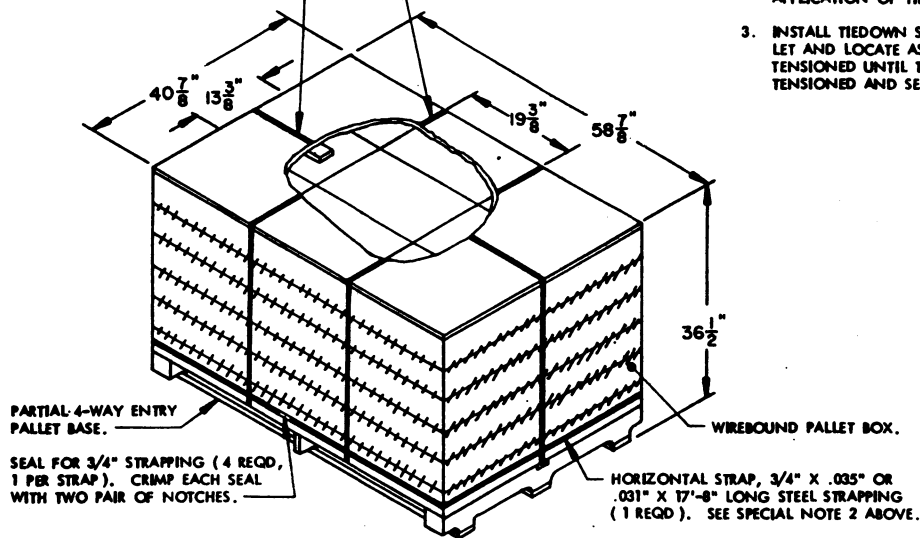
- A. THIS APPENDIX CANNOT STAND ALONE BUT MUST BE USED IN CONJUNCTION WITH THE BASIC UNITIZATION PROCEDURES DRAWING 19-48-4469-20PA1006. TO PRODUCE AN APPROVED UNIT LOAD, ALL PERTINENT PROCEDURES, SPECIFICATIONS AND CRITERIA SET FORTH WITHIN THE BASIC DRAWING WILL APPLY TO THE PROCEDURES DELINEATED IN THIS APPENDIX. ANY EXCEPTIONS TO THE BASIC PROCEDURES ARE SPECIFIED IN THIS APPENDIX.
- B. DIMENSIONS, CUBE AND WEIGHT OF A PALLET BOX UNIT WILL VARY SLIGHTLY DEPENDING UPON THE ACTUAL DIMENSIONS OF THE BOXES AND THE WEIGHT OF THE SPECIFIC ITEM BEING UNITIZED.
- C. OUTLOADING AND STORAGE OF THE ITEMS COVERED BY THIS APPENDIX SHALL BE ACCOMPLISHED IN ACCORDANCE WITH AMC (DARCOM) DRAWINGS IDENTIFIED WITHIN DA PAMPHLET 75-5.
- D. IF THE ITEMS COVERED HEREIN ARE UNITIZED PRIOR TO ISSUANCE OF THIS APPENDIX, THE BOXES NEED NOT BE REUNITIZED SOLELY TO CONFORM TO THIS APPENDIX.
- E. THE UNITIZATION PROCEDURES DEPICTED HEREIN MAY ALSO BE USED FOR UNITIZING ACCESSORY KITS WHEN IDENTIFIED BY DIFFERENT NATIONAL STOCK NUMBERS (NSN) THAN WHAT IS SHOWN ON THE TITLE PAGE, PROVIDED THE BOX PACK DOES NOT VARY FROM WHAT IS DELINEATED HEREIN. THE EXPLOSIVE CLASSIFICATION OF OTHER ITEMS MAY BE DIFFERENT THAN WHAT IS SHOWN.

LOAD STRAP, 3/4" X .035" OR .031" X 16'-1" LONG STEEL STRAPPING (1 REQD). SEE SPECIAL NOTE 1 AT RIGHT.

TIEDOWN STRAP, 3/4" X .035" OR .031" X 13'-1" LONG STEEL STRAPPING (2 REQD). SEE SPECIAL NOTE 3 AT RIGHT.

SPECIAL NOTES:

1. THE LOAD STRAP MUST BE THREADED THROUGH THE STRAP SLOT OF THE PALLET. THE LOAD STRAP MUST BE TENSIONED AND SEALED PRIOR TO THE APPLICATION OF THE HORIZONTAL STRAP.
2. INSTALL THE HORIZONTAL STRAP TO ENIRCLE THE PALLET BOX UNIT AS SHOWN. THE HORIZONTAL STRAP MUST BE TENSIONED AND SEALED PRIOR TO APPLICATION OF TIEDOWN STRAPS.
3. INSTALL TIEDOWN STRAPS TO PASS UNDER THE TOP DECK BOARDS OF THE PALLET AND LOCATE AS SHOWN. TIEDOWN STRAPS MAY BE APPLIED BUT NOT TENSIONED UNTIL THE HORIZONTAL AND LOAD STRAPS HAVE BEEN INSTALLED, TENSIONED AND SEALED.



PALLET UNIT A

SEE GENERAL NOTE "8" ON PAGE 2.

18 BOXES OF ACCESSORY KITS (4 PER BOX) @ 16 LBS -----288 LBS (APPROX)
 DUNNAGE -----5 LBS
 WIREBOUND PALLET BOX-----148 LBS

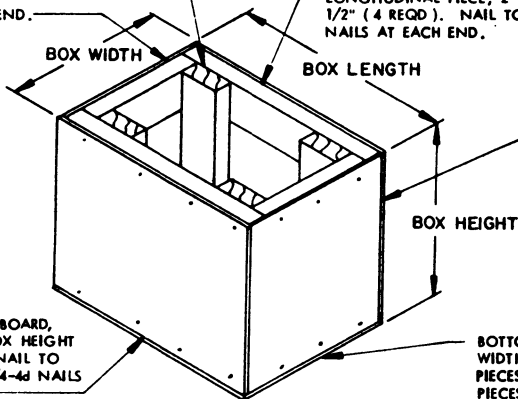
TOTAL WEIGHT-----441 LBS (APPROX)
 CUBE -----50.8 CU FT (APPROX)

BILL OF MATERIAL (UNIT A)			
WIREBOUND PALLET BOX-----	1 REQD-----	148 LBS	
STEEL STRAPPING, 3/4"-----	59.92' REQD-----	4.28 LBS	
SEAL FOR 3/4" STRAPPING-----	4 REQD-----	NIL	

LATERAL PIECE, 2" X 4" X BOX WIDTH MINUS 3-1/2" (4 REQD). NAIL TO VERTICAL PIECES W/2-10d NAILS AT EACH END.

VERTICAL PIECE, 2" X 4" X BOX HEIGHT MINUS 1/4" (4 REQD).

LONGITUDINAL PIECE, 2" X 4" X BOX LENGTH MINUS 1/2" (4 REQD). NAIL TO VERTICAL PIECES W/2-10d NAILS AT EACH END.



END FACING PIECE, HARDBOARD, 1/4" X BOX WIDTH MINUS 1/2" X BOX HEIGHT MINUS 1/4" (2 REQD). NAIL TO LATERAL PIECES W/3-4d NAILS AT EACH LOCATION.

SIDE FACING PIECE, HARDBOARD, 1/4" X BOX LENGTH X BOX HEIGHT MINUS 1/4" (2 REQD). NAIL TO LONGITUDINAL PIECES W/4-4d NAILS AT EACH LOCATION

BOTTOM FACING PIECE, HARDBOARD, 1/4" X BOX WIDTH X BOX LENGTH (1 REQD). NAIL TO LATERAL PIECES W/3-4d NAILS EACH AND TO LONGITUDINAL PIECES W/4-4d NAILS EACH.

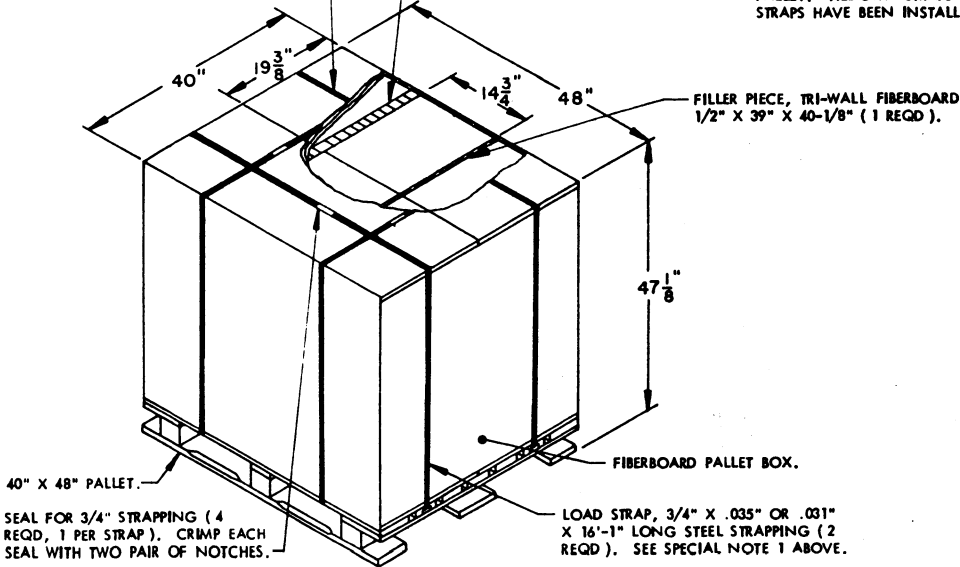
FILLER ASSEMBLY
 (FOR MINUS ONE BOX)

TIEDOWN STRAP, 3/4" X .035" OR .031" X 14'-9" LONG STEEL STRAPPING (2 REQD). SEE SPECIAL NOTE 2 AT RIGHT.

FILLER PIECE, HONEYCOMB VOID FILLER, 2" X 39" X 40-1/8" (1 REQD).

SPECIAL NOTES:

1. THE LOAD STRAPS MUST BE THREADED THROUGH THE STRAP SLOTS OF THE PALLET AS SHOWN. LOAD STRAPS MUST BE TENSIONED AND SEALED PRIOR TO APPLICATION OF TIEDOWN STRAPS.
2. INSTALL EACH TIEDOWN STRAP TO PASS UNDER THE TOP DECK BOARDS OF THE PALLET. TIEDOWN STRAPS MAY BE APPLIED BUT NOT TENSIONED UNTIL LOAD STRAPS HAVE BEEN INSTALLED, TENSIONED AND SEALED.



PALLET UNIT B

SEE GENERAL NOTE "B" ON PAGE 2.

18 BOXES OF ACCESSORY KITS (4 PER BOX) = 16 LBS -----288 LBS (APPROX)
 DUNNAGE ----- 14 LBS
 FIBERBOARD PALLET BOX -----128 LBS

TOTAL WEIGHT -----430 LBS (APPROX)
 CUBE -----52.4 CU FT (APPROX)

BILL OF MATERIAL (UNIT B)

FIBERBOARD PALLET BOX -----	1 REQD -----	128 LBS
STEEL STRAPPING, 3/4" -----	61.67' REQD -----	4.40 LBS
SEAL FOR 3/4" STRAPPING -----	4 REQD -----	NIL
HONEYCOMB, 2" -----	10.87 SQ FT REQD -----	4.69 LBS
TRI-WALL, 1/2" -----	10.87 SQ FT REQD -----	4.91 LBS

LONGITUDINAL PIECE, 2" X 4" X BOX LENGTH MINUS 1/2" (4 REQD). NAIL TO VERTICAL PIECES W/2-10d NAILS AT EACH END.

LATERAL PIECE, 2" X 4" X BOX HEIGHT MINUS 3-1/2" (4 REQD). NAIL TO VERTICAL PIECES W/2-10d NAILS AT EACH END.

VERTICAL PIECE, 2" X 4" X BOX WIDTH MINUS 1/4" (4 REQD).

SIDE FACING PIECE, HARDBOARD, 1/4" X BOX LENGTH X BOX HEIGHT MINUS 1/4" (1 REQD). NAIL TO LONGITUDINAL PIECES W/4-4d NAILS AT EACH LOCATION.

END FACING PIECE, HARDBOARD, 1/4" X BOX HEIGHT MINUS 1/2" X BOX WIDTH MINUS 1/4" (2 REQD). NAIL TO LATERAL PIECES W/3-4d NAILS AT EACH LOCATION.

BOTTOM FACING PIECE, HARDBOARD, 1/4" X BOX LENGTH X BOX HEIGHT (1 REQD). NAIL TO LONGITUDINAL PIECES W/4-4d NAILS EACH AND TO LATERAL PIECES W/3-4d NAILS EACH.

**FILLER ASSEMBLY
 (FOR MINUS ONE BOX)**