

GENERAL NOTES

- A. THIS DOCUMENT HAS BEEN PREPARED AND ISSUED IN ACCORDANCE WITH AR 740-1, AND AUGMENTS TM 743-200-1 (CHAPTER 5).
- B. THE STORAGE PROCEDURES DEPICTED WITHIN THIS DOCUMENT ARE APPLICABLE FOR STORAGE OF PALLETIZED PROPELLING CHARGES IN CORBETTA MAGAZINES. THE STORAGE PROCEDURES DEPICTED MAY ALSO BE UTILIZED TO STORE PROPELLING CHARGE PALLET UNITS IN OTHER SIMILAR TYPES OF APPROVED MAGAZINES. MINOR ADJUSTMENTS MAY BE MADE TO FACILITATE STORAGE IN OTHER CORBETTA MAGAZINES. HOWEVER, THE BASIC PRINCIPLES AS DEPICTED HEREIN WILL BE FOLLOWED.
- C. **CAUTION:** THE ALLOWABLE "EXPLOSIVE LIMIT" ESTABLISHED FOR A MAGAZINE IS NOT TO BE EXCEEDED.
- D. STORED PALLET UNITS MUST NOT CONTACT THE WALLS OF A MAGAZINE. TO PROVIDE FOR THIS MANDATORY CLEARANCE REQUIREMENT, UNITS MAY BE ELIMINATED FROM THE DEPICTED STORAGE PATTERNS AS NECESSARY.
- E. AISLE DIMENSIONS SHOWN FOR STORAGE IN MAGAZINES MAY BE ADJUSTED TO SUIT LOCAL CONDITIONS, VARIATIONS IN PALLET DIMENSIONS, AND/OR AVAILABLE MATERIALS HANDLING EQUIPMENT.
- F. THE USE OF "FLOOR DUNNAGE" UNDER METAL PALLETS IS OPTIONAL, ALTHOUGH THE USE OF THIS TYPE OF DUNNAGE IS DELINEATED WITHIN THIS STORAGE PROCEDURE DRAWING. THE PURPOSE OF FLOOR DUNNAGE IS TO HELP KEEP THE RUNNERS OF A PALLET DRY, THUS AIDING IN PREVENTING DETERIORATION DUE TO OXIDATION (RUSTING). THEREFORE, FLOOR DUNNAGE SHOULD BE USED WHEN STORING IN A MAGAZINE THAT IS KNOWN TO HAVE A "DAMP" FLOOR. ALSO, IN LIEU OF USING ONE-INCH THICK FLOOR DUNNAGE AS SPECIFIED, THE USE OF THICKER FLOOR DUNNAGE MAY BE REQUIRED, AND SHOULD BE USED, TO ACHIEVE THE DESIRED OBJECTIVE. SEE THE "FLOOR DUNNAGE LOCATION DETAIL" ON PAGE 5 FOR A TYPICAL INSTALLATION.
- G. IF AVAILABLE MHE PERMITS, ADDITIONAL PALLETIZED UNITS MAY BE STORED WITHIN THE FRONTAL AREAS AND/OR OTHER AVAILABLE AREAS OF A MAGAZINE.
- H. THE ARROWS ON THE PLAN VIEWS HEREIN INDICATE THE DIRECTION OF STORAGE FROM THE WALLS TOWARD THE MHE AISLE OR THE DOOR OPENING.
- J. THE HEIGHT OF THE PACKAGE GUARD ON SOME FORKLIFT TRUCKS MAY NOT PERMIT PLACEMENT OF SOME TOP LAYER UNITS IN THE STACKS SHOWN IN THE STORAGE VIEWS HEREIN, UNLESS TWO UPPER PALLET UNITS ARE HANDLED AS ONE LIFT OR THE PACKAGE GUARD IS REMOVED (TINE CARRIAGE WILL IN MOST INSTANCES PROVIDE ADEQUATE PACKAGE GUARD PROTECTION). ONLY A FORKLIFT OF ADEQUATE CAPACITY WILL BE USED WHEN LIFTING TWO PALLET UNITS AS ONE LIFT.
- K. STACK-STABILIZING DUNNAGE IN THE FORM OF "SHIMS" PROBABLY WILL BE REQUIRED TO ACHIEVE SOUND AND ACCEPTABLE STABLE STACKS. SHIM MATERIAL OF VARYING THICKNESSES WILL BE USED AS REQUIRED TO GAIN LEVEL OR NEARLY LEVEL STACKS AND SOLID BEARING WITHIN A STACK FROM THE FLOOR OF A MAGAZINE TO THE TOP OF THE STACK.
- L. THE PROCEDURES WITHIN THIS DRAWING DEPICT THE STORAGE OF ONLY ONE LOT PER MAGAZINE OF ONE PALLET UNIT ITEM. HOWEVER, MORE THAN ONE LOT OF AN ITEM MAY BE STORED, AS TYPICALLY SHOWN ON PAGES 78 AND 79, OR OTHER PROPELLING CHARGE ITEMS MAY BE STORED IN THE SAME MAGAZINE.
- M. STORAGE OF MULTIPLE LOTS IN A MAGAZINE WILL REQUIRE PREPLANNING SO AS TO INSURE MHE ACCESSIBILITY TO ANY LOT IN ACCORDANCE WITH REQUIREMENTS SET FORTH IN THE "SPECIAL NOTES" SECTION OF THE MULTIPLE-LOT STORAGE PROCEDURES TYPICALLY SHOWN ON PAGES 78 AND 79.
- N. ALTHOUGH SPECIFIC PROCEDURES ARE INCLUDED IN THIS DRAWING FOR STORING MULTIPLE-LOTS, THE BASIC STORAGE PATTERNS AS SHOWN ON PAGES 4 THRU 27 AND 35 THRU 77 CAN ALSO BE ADAPTED FOR THE STORING OF MORE THAN ONE LOT. LOTS WHEN STORED IN ACCORDANCE WITH A BASIC STORAGE PATTERN MAY BE STORED WITH ONE OR MORE ROWS USED FOR EACH LOT. A SPACE OF APPROXIMATELY 1" WILL HAVE TO BE LEFT BETWEEN ADJACENT ROWS CONTAINING DIFFERENT LOTS. IN BASIC STORAGE PATTERNS WHERE THE WIDTH OF A ROW IS ESTABLISHED BY THE 45-1/2" OR 48" WIDTH DIMENSION OF THE PALLET, EACH ROW MAY BE A DIFFERENT LOT AND BE READILY AVAILABLE. IN BASIC STORAGE PATTERNS WHERE THE WIDTH OF A ROW IS ESTABLISHED BY THE 35" OR 40" LENGTH DIMENSION OF THE PALLET, A LOT MUST CONSIST OF TWO OR MORE ROWS TO PROVIDE ADEQUATE SPACE TO ACCOMMODATE THE WIDTH OF A FORKLIFT TRUCK FOR STORING OR REMOVING THE LOT. AN EXCEPTION TO THIS WOULD BE UNITS NO. 40, 41, AND 42 WHICH ARE APPROXIMATELY 44" LONG AND THEREFORE EACH ROW CAN BE A DIFFERENT LOT. HOWEVER, WHEN THE SIZE OF A LOT REQUIRES THE SPACE OF ONLY ONE ROW, IT IS PERMISSIBLE TO STORE THAT LOT WITH THE 45-1/2" OR 48" LENGTH DIMENSION OF THE PALLET ESTABLISHING THE WIDTH OF THE ROW, PROVIDING THE STORAGE PRINCIPLES SPECIFIED ARE FOLLOWED AS CLOSELY AS POSSIBLE. THE 1" SPACE BETWEEN LOTS, AS STATED ABOVE, WILL NOT BE EXCEEDED SOLELY TO ACCOMMODATE THE WIDTH OF A FORKLIFT TRUCK. FOR ADDITIONAL REQUIREMENTS AND GUIDANCE, SEE THE SPECIAL NOTES FOR MULTIPLE-LOT STORAGE ON PAGES 78 AND 79.

(CONTINUED AT RIGHT)

MATERIAL SPECIFICATIONS

LUMBER ----- : SEE TM 743-200-1, DUNNAGE LUMBER, FED SPEC MM-L-751.

(GENERAL NOTES CONTINUED)

- O. ANY "LIGHT" PALLETIZED UNIT THAT DOES NOT CONTAIN A FULL QUANTITY OF PROPELLING CHARGES WILL NOT BE BURIED IN STORAGE. IT MUST BE POSITIONED ADJACENT TO AN AISLE, PREFERABLY IN FRONT OF THE LOT OR ON TOP OF THE LAST STACK ADJACENT TO OR NEAREST THE MHE AISLE.
- P. PROPELLING CHARGES PRESENTLY STORED IN ACCORDANCE WITH A PRIOR APPROVED DRAWING NEED NOT BE RE-STORED SOLELY TO CONFORM TO THE PROCEDURES SPECIFIED IN THIS DOCUMENT.
- Q. THE PROCEDURES DEPICTED WITHIN THIS DRAWING MAY BE APPLIED FOR THE STORING OF PALLETIZED PROPELLING CHARGES OTHER THAN THOSE LISTED IN THE ITEMIZED INDEX ON PAGES 3 AND 93. SELECT FROM THE PALLET UNIT DIMENSION COLUMN OF THE INDEX THE PALLET UNIT WHICH HAS LENGTH AND WIDTH DIMENSIONS NEAREST THE LENGTH AND WIDTH OF THE UNIT TO BE STORED. APPLY THE STORAGE PRINCIPLES SHOWN FOR THAT UNIT ON THE DESIGNATED STORAGE DETAIL PAGE, ADJUSTING STACK HEIGHTS, AS REQUIRED.
- R. STORAGE OF NON-STANDARD PALLET UNITS, SUCH AS FIELD RETURNS, SHOULD BE HANDLED ON A CASE BY CASE BASIS. GUIDANCE FOR STORAGE OF THESE NON-STANDARD PALLET UNITS SHOULD BE REQUESTED FROM THE U.S. ARMY ARMAMENT, RESEARCH, DEVELOPMENT AND ENGINEERING CENTER, ATTN: SMCAR-ESK, ROCK ISLAND, IL 61299-7300
- S. DUNNAGE LUMBER SPECIFIED THROUGHOUT THIS PROCEDURAL DRAWING IS OF NOMINAL SIZE. FOR EXAMPLE, 1" X 6" MATERIAL IS ACTUALLY 3/4" THICK BY 5-1/2" WIDE.
- T. PORTIONS OF THE MAGAZINES, SUCH AS WALLS AND ROOFS, HAVE NOT BEEN SHOWN IN THE STORAGE VIEWS FOR CLARITY PURPOSES.

REVISION

REVISION NO. 1, DATED NOVEMBER 1981 CONSISTS OF:

1. ADDING PALLET UNIT DETAILS AND STORAGE PROCEDURES FOR PALLET UNITS NOS. 62 THRU 70.
2. UPDATING THE INDEX AND GENERAL NOTES.

REVISION NO. 2, DATED JANUARY 1991, CONSISTS OF:

1. ADDING PALLET UNIT DETAILS AND STORAGE PROCEDURES FOR PALLET UNITS NO. 71 THRU 73
2. UPDATING THE INDEX AND GENERAL NOTES;

ITEMIZED INDEX

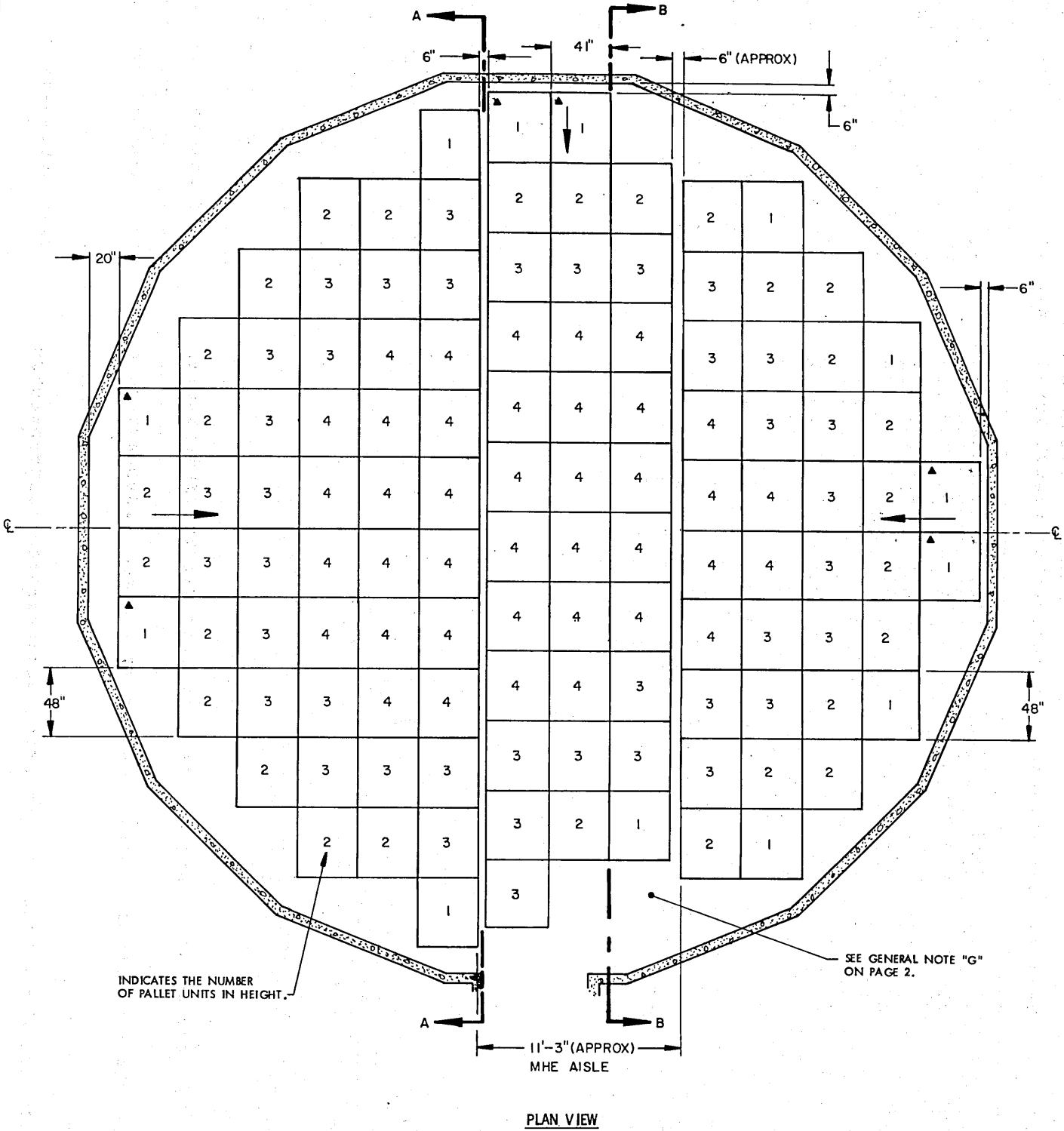
LINE NO.	ITEM IDENTIFICATION	PALLET UNIT DIMENSIONS L X W X H (INCHES)	UNIT WEIGHT (POUNDS)	UNIT NO.	UNIT DETAIL PAGE	STORAGE DETAIL PAGE
1	155MM M3 IN M14 CNTR, AMPHIBIOUS UNIT	41 X 48 X 37-1/8	1,275	1	80	4, 5
2	155MM M72 IN M16 CNTR, AMPHIBIOUS UNIT	42-3/4 X 50-3/4 X 41-1/2	1,456	2	80	6
3	5"3/8 IN MK9 MOD 1 AND MK15 MOD 1 CART TANK	35 X 50-1/2 X 51-7/8	1,890 (MAX)	3	80	7
4	5"3/8 IN MK9 AND MK15 CART TANK IN PALLET ADAPTER MK13 MOD 0	35 X 47-13/16 X 43-7/8	1,721 (MAX)	4	80	8
5	5"3/8 IN MK9 AND MK15 CART TANK IN WOOD FRAMES	35 X 50-1/2 X 39-3/4	1,484 (MAX)	5	80	9
6	5"5/4 IN MK14 CART TANK	36-3/8 X 50-1/2 X 51-7/8	1,943	6	80	10
7	5"5/4 IN MK14, MK14, MOD 1 AND MK21 MOD 0 CART TANK IN PALLET ADAPTER MK16 MOD 0	36-1/2 X 48 X 43-3/8	1,789 (MAX)	7	81	11
8	5"5/4 IN MK14 AND MK21 CART TANK IN WOOD FRAMES	36-3/8 X 50-1/2 X 39-3/4	1,508 (MAX)	8	81	12
9	6"7/47 IN MK4 CART TANK	40-1/2 X 45-1/2 X 49-5/8	1,685	9	81	13
10	6"7/47 IN MK4 CART TANK IN PALLET ADAPTER MK18 MOD 0	39-3/8 X 45-1/2 X 40-3/8	1,317	10	81	14
11	6"7/47 IN MK4 CART TANK IN WOOD FRAMES	40-1/2 X 45-1/2 X 41-7/8	1,356 (MAX)	11	81	15
12	8"5/55 IN MK10 MOD 1 POWDR TANK ON STEEL PALLET	35 X 56-1/4 X 46-3/4	1,479	12	81	16
13	8"5/55 IN MK10 MOD 1 POWDR TANK ON WOOD PALLET	40 X 48 X 36-3/4	1,029	13	82	17
14	8"5/55 IN MK13 MOD 0 POWDR TANK ON WOOD PALLET	40 X 51-5/8 X 33-3/4	916	14	82	18
15	8"5/55 IN MK11 AND MK13 MOD 0 CART TANK	42-1/8 X 54-5/8 X 45-5/8	1,633 (MAX)	15	82	19
16	8"5/55 IN MK10 MOD 1 POWDR TANK IN ADAPTER MK75 MOD 0	35 X 45-1/2 X 35-5/8	997	16	82	20
17	8"5/55 IN MK11 MOD 0 AND MK13 MOD 0 CART TANK IN ADAPTER MK76 MOD 0	41-3/8 X 55-1/2 X 43	1,712	17	82	21
18	8" IN MK13 MOD 0 POWDR TANK IN PALLET ADAPTER MK85 MOD 0	35 X 50-1/2 X 32-5/8	896	18	82	22
19	8" M1 IN M18 CNTR, AMPHIBIOUS UNIT	44 X 52-1/2 X 41-1/4	1,448	19	83	23
20	8" M2 IN M19 CNTR, AMPHIBIOUS UNIT	41-1/4 X 49-1/2 X 35-1/2	1,153	20	83	24
21	16"50 IN MK4 POWDR TANK ON PALLET ADAPTER MK87 MOD 0	40-1/2 X 60-3/4 X 60-7/8	2,916 (MAX)	21	83	25
22	16"50 IN MK8 MOD 0 POWDR TANK ON PALLET ADAPTER MK86 MOD 0	35-1/4 X 50 X 60-1/8	1,610	22	83	26
23	M67 CHARGE IN STEEL DRUM	40 X 52-1/2 X 32	767	23	83	27
24						
25						
26						
27						
28						
29						
30						
31	M10 CNTR, ALTERNATED CONTAINERS	40-3/4 X 55-3/8 X 35-1/2	1,632	31	85	35
32	M10 CNTR, ALTERNATED CONTAINERS (INCREASED-HEIGHT UNIT)	40-3/4 X 55-3/8 X 45-1/4	2,174	31	85	35
33	M10 CNTR, FLAT DUNNAGE METHOD	43 X 55-3/8 X 49	2,123	32	85	36
34	M10 CNTR, FLAT DUNNAGE METHOD (DECREASED-HEIGHT UNIT)	43 X 55-3/8 X 38-1/2	1,623	32	85	36
35	M10 CNTR, ROUTED DUNNAGE METHOD	42 X 55-3/8 X 48-5/8	2,119	33	85	37
36	M10 CNTR, ROUTED DUNNAGE METHOD (DECREASED-HEIGHT UNIT)	42 X 55-3/8 X 38	1,623	33	85	37
37	M13 CNTR, FLAT DUNNAGE METHOD	41-1/2 X 55 X 45-7/8	1,747	34	85	38
38	M13 CNTR, FLAT DUNNAGE METHOD (DECREASED-HEIGHT UNIT)	41-1/2 X 55 X 38-1/8	1,421	34	85	38
39	M13 CNTR, ROUTED DUNNAGE METHOD	40 X 55 X 44-7/8	1,761	35	85	39
40	M13 CNTR, ROUTED DUNNAGE METHOD (DECREASED-HEIGHT UNIT)	40 X 55 X 37-1/8	1,447	35	85	39
41	M14 CNTR, ALTERNATED CONTAINERS	37-1/2 X 49-1/2 X 36	1,304	36	85	40
42	M14 CNTR, ALTERNATED CONTAINERS (INCREASED-HEIGHT UNIT)	37-1/2 X 49-1/2 X 41-15/16	1,554	36	85	40
43	M14 CNTR, FLAT DUNNAGE METHOD	40-1/2 X 49-1/2 X 47-1/8	1,433	37	86	41
44	M14 CNTR, FLAT DUNNAGE METHOD (DECREASED-HEIGHT UNIT)	40-1/2 X 49-1/2 X 40-7/16	1,219	37	86	41
45	M14 CNTR, ROUTED DUNNAGE METHOD	40-1/2 X 48 X 47	1,435	38	86	42
46	M14 CNTR, ROUTED DUNNAGE METHOD (DECREASED-HEIGHT UNIT)	40-1/2 X 48 X 40-1/4	1,225	38	86	42
47	M16 CNTR, ALTERNATED CONTAINERS	42-5/8 X 49 X 36-1/4	1,472	39	86	43
48	M16 CNTR, ALTERNATED CONTAINERS (INCREASED-HEIGHT UNIT)	42-5/8 X 49 X 44	1,820	39	86	43
49	M16 CNTR, FLAT DUNNAGE METHOD	44-1/8 X 52-1/2 X 49	1,870	40	86	44
50	M16 CNTR, FLAT DUNNAGE METHOD (DECREASED-HEIGHT UNIT)	44-1/8 X 52-1/2 X 40-5/8	1,524	40	86	44
51	M16 CNTR, ROUTED DUNNAGE METHOD	44-1/8 X 50-1/2 X 48-3/4	1,848	41	86	45
52	M16 CNTR, ROUTED DUNNAGE METHOD (DECREASED-HEIGHT UNIT)	44-1/8 X 50-1/2 X 40-1/4	1,507	41	86	45
53	M18 CNTR, FLAT DUNNAGE METHOD	44 X 52-9/16 X 49	1,779	42	86	46
54	M18 CNTR, FLAT DUNNAGE METHOD (DECREASED-HEIGHT UNIT)	44 X 52-9/16 X 40-5/8	1,444	42	86	46
55	M18 CNTR, ROUTED DUNNAGE METHOD	42 X 52-9/16 X 48-3/4	1,792	43	87	47
56	M18 CNTR, ROUTED DUNNAGE METHOD (DECREASED-HEIGHT UNIT)	42 X 52-9/16 X 40-1/4	1,468	43	87	47
57	M19 CNTR, FLAT DUNNAGE METHOD	40-5/8 X 58-1/2 X 46-1/4	1,872	44	87	48
58	M19 CNTR, FLAT DUNNAGE METHOD (DECREASED-HEIGHT UNIT)	40-5/8 X 58-1/2 X 36-1/2	1,431	44	87	48
59	M19 CNTR, ROUTED DUNNAGE METHOD	40 X 58-1/2 X 45-7/8	1,873	45	87	49
60	M19 CNTR, ROUTED DUNNAGE METHOD (DECREASED-HEIGHT UNIT)	40 X 58-1/2 X 36	1,443	45	87	49
61	M460 CNTR, ALTERNATED CONTAINERS	40 X 55 X 42-5/8	1,905	46	87	50
62	M460 CNTR, ALTERNATED CONTAINERS (INCREASED-HEIGHT UNIT)	40 X 55 X 51-5/8	2,364	46	87	50
63	M460 CNTR, FLAT DUNNAGE METHOD	40-3/4 X 55 X 46-1/4	1,879	47	87	51
64	M460 CNTR, FLAT DUNNAGE METHOD (DECREASED-HEIGHT UNIT)	40-3/4 X 55 X 35-1/2	1,438	47	87	51
65	M460 CNTR, ROUTED DUNNAGE METHOD	40 X 55 X 45-7/8	1,875	48	87	52
66	M460 CNTR, ROUTED DUNNAGE METHOD (DECREASED-HEIGHT UNIT)	40 X 55 X 35-7/8	1,444	48	87	52
67	M460 CNTR, W/PROTECTIVE COVER	40 X 55 X 45-1/2	2,005	49	88	53
68	M460 CNTR, W/PROTECTIVE COVER (DECREASED-HEIGHT UNIT)	40 X 55 X 35-1/2	1,525	49	88	53
69	PA37 CNTR, ALTERNATED CONTAINERS	35-3/4 X 47-1/2 X 38-1/2	1,160	50	88	54
70	PA37 CNTR, ALTERNATED CONTAINERS (INCREASED-HEIGHT UNIT)	35-3/4 X 47-1/2 X 46-1/8	1,432	50	88	54
71	PA37 CNTR, FLAT DUNNAGE METHOD	35-3/4 X 52-1/2 X 49	1,452	51	88	55
72	PA37 CNTR, FLAT DUNNAGE METHOD (DECREASED-HEIGHT UNIT)	35-3/4 X 52-1/2 X 40-5/8	1,191	51	88	55
73	PA37 CNTR, ROUTED DUNNAGE METHOD	35-3/4 X 51 X 48-3/4	1,429	52	88	56
74	PA37 CNTR, ROUTED DUNNAGE METHOD (DECREASED-HEIGHT UNIT)	35-3/4 X 51 X 40-3/8	1,157	52	88	56
75	PA66 CNTR, ALTERNATED CONTAINERS	37-3/4 X 50-1/2 X 35-5/8	1,273	53	88	57
76	PA66 CNTR, ALTERNATED CONTAINERS (INCREASED-HEIGHT UNIT)	37-3/4 X 50-1/2 X 45-3/8	1,677	53	88	57
77	PA66 CNTR, FLAT DUNNAGE METHOD	40-3/4 X 53-1/2 X 49	1,738	54	88	58
78	PA66 CNTR, FLAT DUNNAGE METHOD (DECREASED-HEIGHT UNIT)	40-3/4 X 53-1/2 X 38-1/2	1,332	54	88	58
79	PA66 CNTR, ROUTED DUNNAGE METHOD	40-3/4 X 52-1/2 X 48-1/2	1,736	55	89	59
80	PA66 CNTR, ROUTED DUNNAGE METHOD (DECREASED-HEIGHT UNIT)	40-3/4 X 52-1/2 X 37-7/8	1,337	55	89	59
81	PA68 CNTR, ALTERNATED CONTAINERS	38 X 48-1/2 X 36-3/4	1,333	56	89	60
82	PA68 CNTR, ALTERNATED CONTAINERS (INCREASED-HEIGHT UNIT)	38 X 48-1/2 X 44-3/8	1,652	56	89	60
83	PA68 CNTR, FLAT DUNNAGE METHOD	41 X 51-1/2 X 40-1/2	1,400	57	89	61
84	PA68 CNTR, FLAT DUNNAGE METHOD (INCREASED-HEIGHT UNIT)	41 X 51-1/2 X 48-7/8	1,726	57	89	61
85	PA68 CNTR, ROUTED DUNNAGE METHOD	41 X 50-1/2 X 40-3/8	1,385	58	89	62
86	PA68 CNTR, ROUTED DUNNAGE METHOD (INCREASED-HEIGHT UNIT)	41 X 50-1/2 X 48-3/4	1,704	58	89	62
87	PA75 CNTR, ALTERNATED CONTAINERS	35-1/4 X 45-1/2 X 41-1/2	1,238	59	89	63
88	PA75 CNTR, ALTERNATED CONTAINERS (INCREASED-HEIGHT UNIT)	35-1/4 X 45-1/2 X 48-1/2	1,475	59	89	63
89	PA75 CNTR, FLAT DUNNAGE METHOD	35-1/4 X 48-5/8 X 45-7/8	1,260	60	89	64
90	PA75 CNTR, FLAT DUNNAGE METHOD (DECREASED-HEIGHT UNIT)	35-1/4 X 48-5/8 X 38-1/8	1,026	60	89	64
91	PA75 CNTR, ROUTED DUNNAGE METHOD	35-1/4 X 46-3/4 X 45-5/8	1,260	61	90	65
92	PA75 CNTR, ROUTED DUNNAGE METHOD (DECREASED-HEIGHT UNIT)	35-1/4 X 46-3/4 X 37-3/4	1,033	61	90	65
93	PA91 CNTR, PALLET UNIT	36 X 47-3/4 X 51-1/4	2,025	62	90	66
94	PA91 CNTR, PALLET UNIT (DECREASED-HEIGHT)	36 X 47-3/4 X 43-3/4	1,697	62	90	66
95	PA92 CNTR, PALLET UNIT	36-5/8 X 48-3/4 X 52-1/2	1,930	63	90	67
96	PA92 CNTR, PALLET UNIT (DECREASED-HEIGHT)	36-5/8 X 48-3/4 X 43-1/4	1,558	63	90	67

* THE PALLET UNITS LISTED ON THE EVEN NUMBERED LINES 32 THRU 96 ARE ALTERNATIVE HEIGHT UNITS, EITHER INCREASED HEIGHT OR DECREASED HEIGHT, AS PERMITTED BY THE UNITIZATION DRAWINGS FOR EACH ITEM CONTAINER MODEL.

(CONTINUED ON PAGE 93)

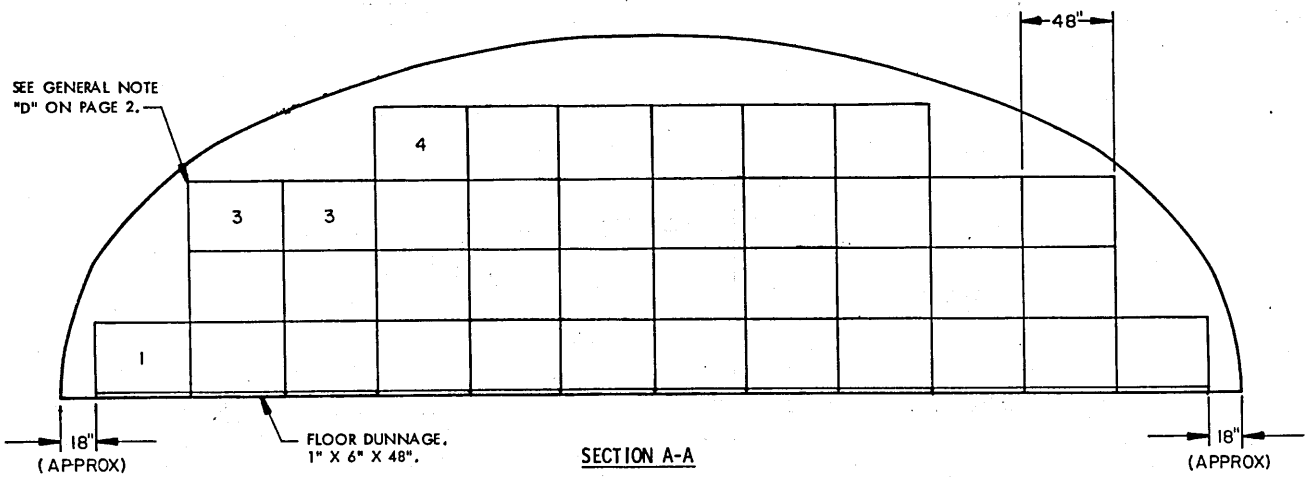
STORAGE AS SHOWN

ITEM QUANTITY
 PALLET UNITS ----- 342



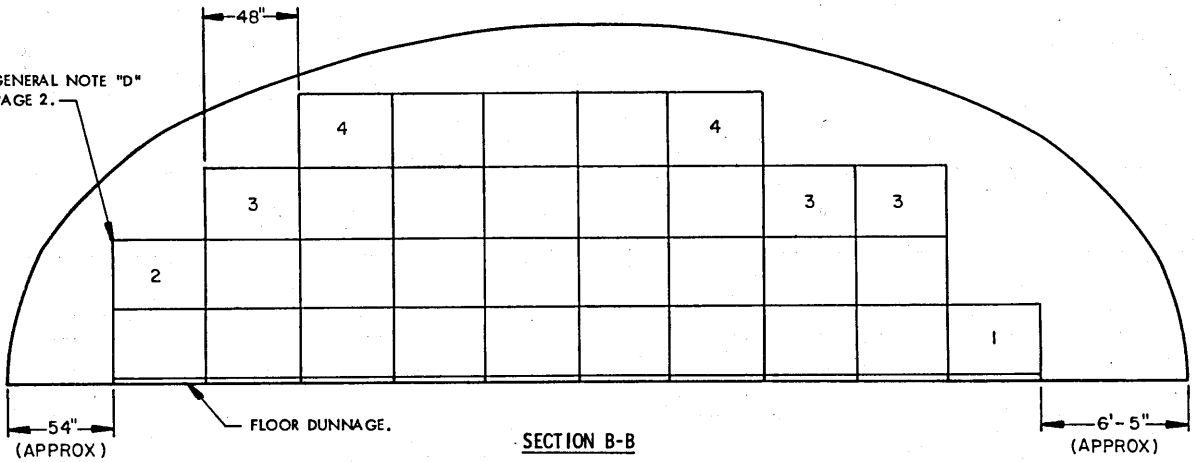
▲ SEE GENERAL NOTE "D" ON PAGE 2.

SEE GENERAL NOTE "D" ON PAGE 2.



SECTION A-A

SEE GENERAL NOTE "D" ON PAGE 2.



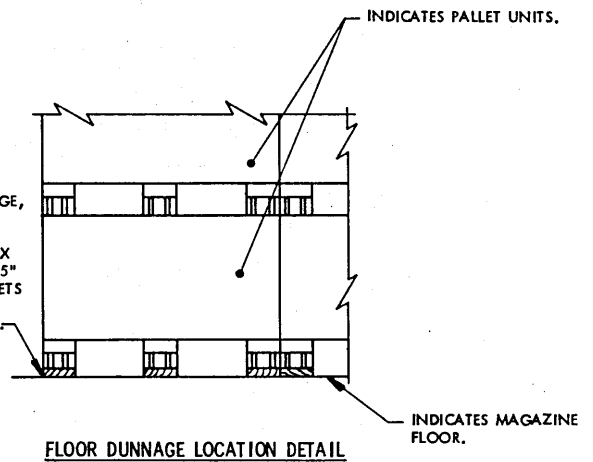
SECTION B-B

FOR GENERAL NOTES AND MATERIAL SPECIFICATIONS, SEE PAGE 2.

BILL OF MATERIAL (PER FIRST LAYER PALLET UNIT) *		
MATERIAL	LINEAR FEET	BOARD FEET
1" X 6" X 48"	12.00	6.00

* SEE GENERAL NOTE "F" ON PAGE 2.

FLOOR DUNNAGE, 1" X 6" X 48" FOR 40" X 48" PALLETS OR 1" X 6" X 42" FOR 35" X 45-1/2" PALLETS (3 REQD PER PALLET STACK).



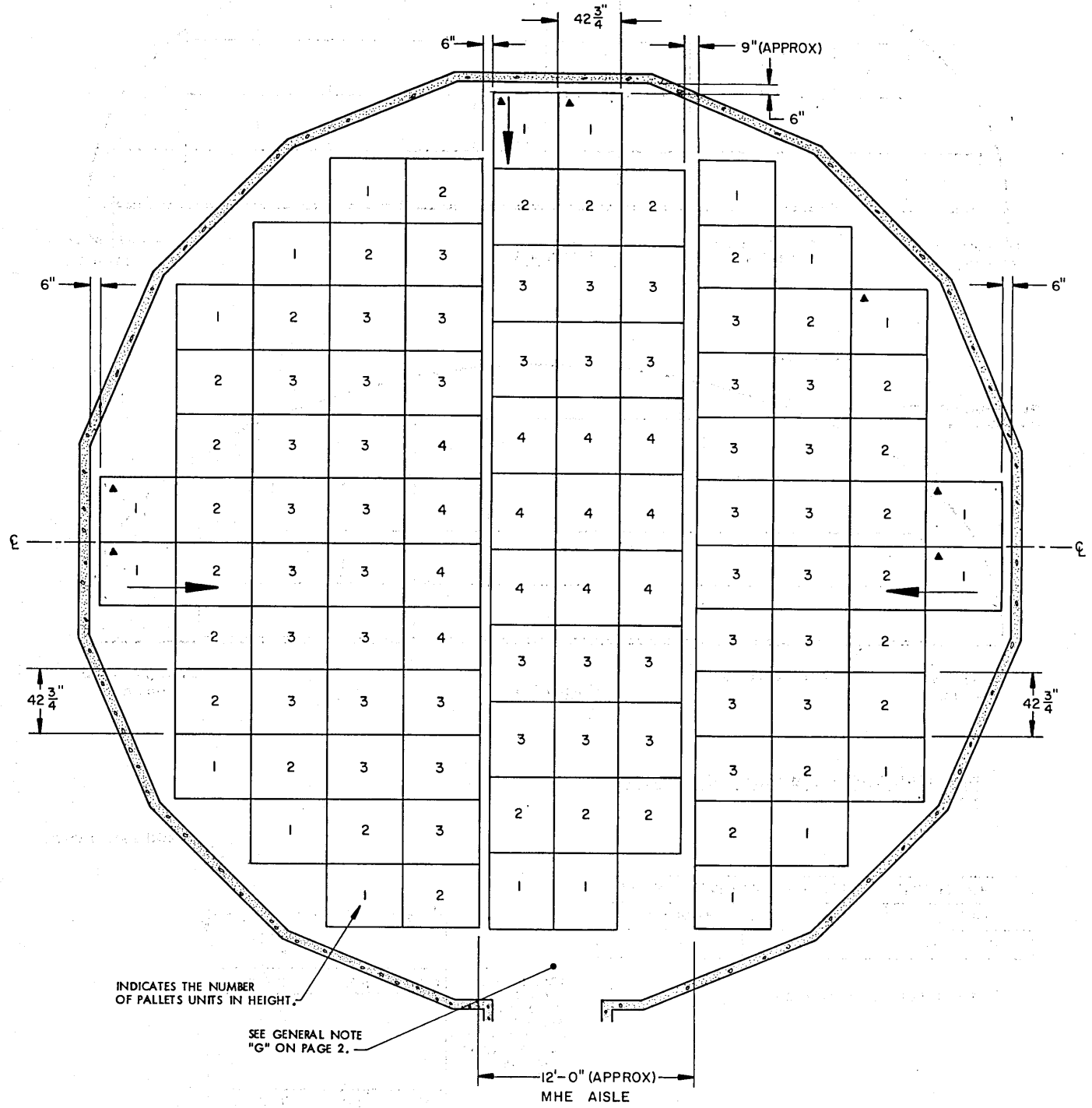
FLOOR DUNNAGE LOCATION DETAIL

STORAGE AS SHOWN

ITEM

QUANTITY

PALLET UNITS ----- 266



INDICATES THE NUMBER OF PALLET UNITS IN HEIGHT.

SEE GENERAL NOTE "G" ON PAGE 2.

▲ SEE GENERAL NOTE "D" ON PAGE 2.

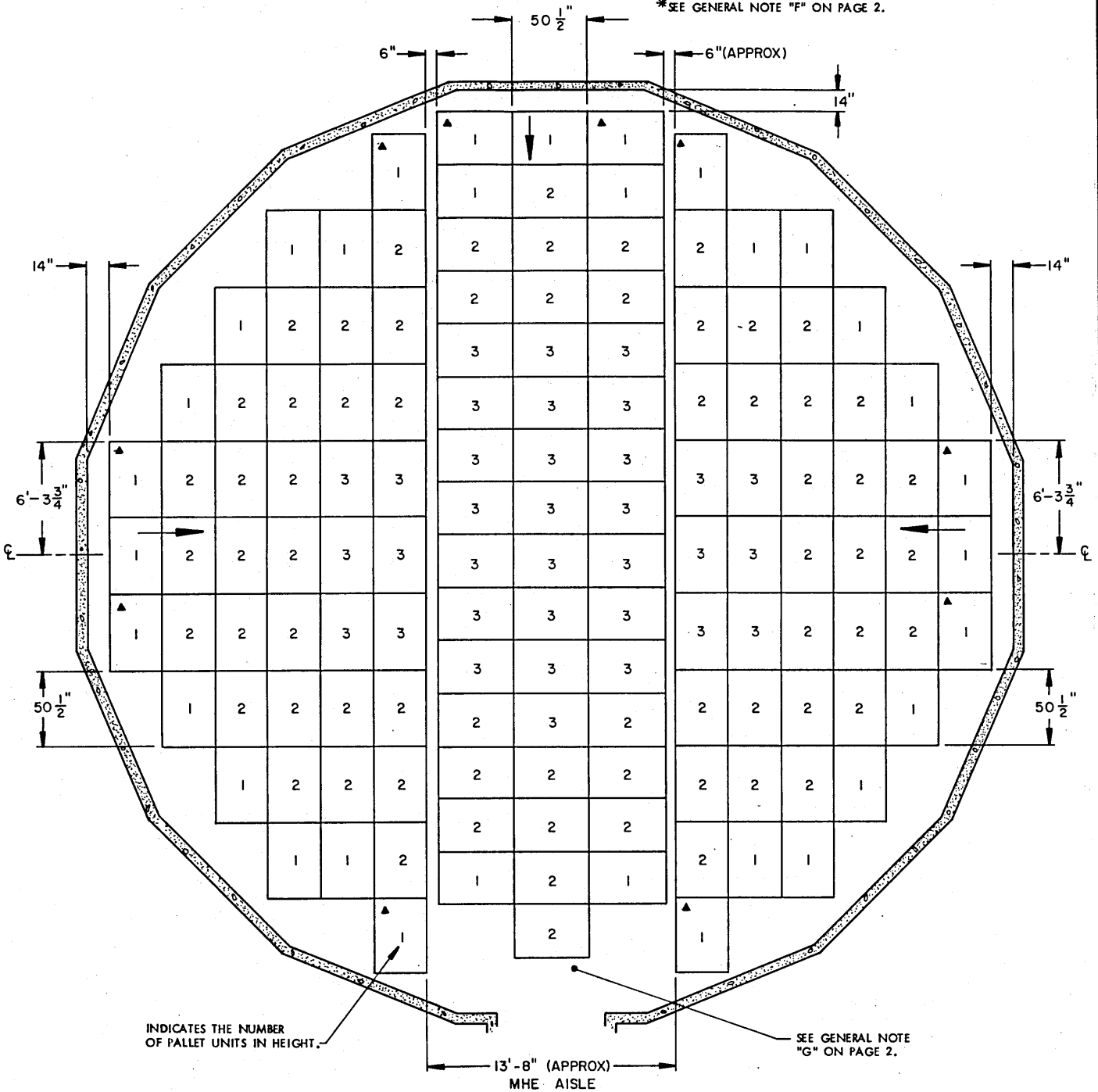
PLAN VIEW

STORAGE AS SHOWN

ITEM QUANTITY
 PALLET UNITS ----- 269

BILL OF MATERIAL (PER FIRST LAYER PALLET UNIT) *		
MATERIAL	LINEAR FEET	BOARD FEET
1" X 6" X 42"	10.50	5.25

*SEE GENERAL NOTE "F" ON PAGE 2.



PLAN VIEW

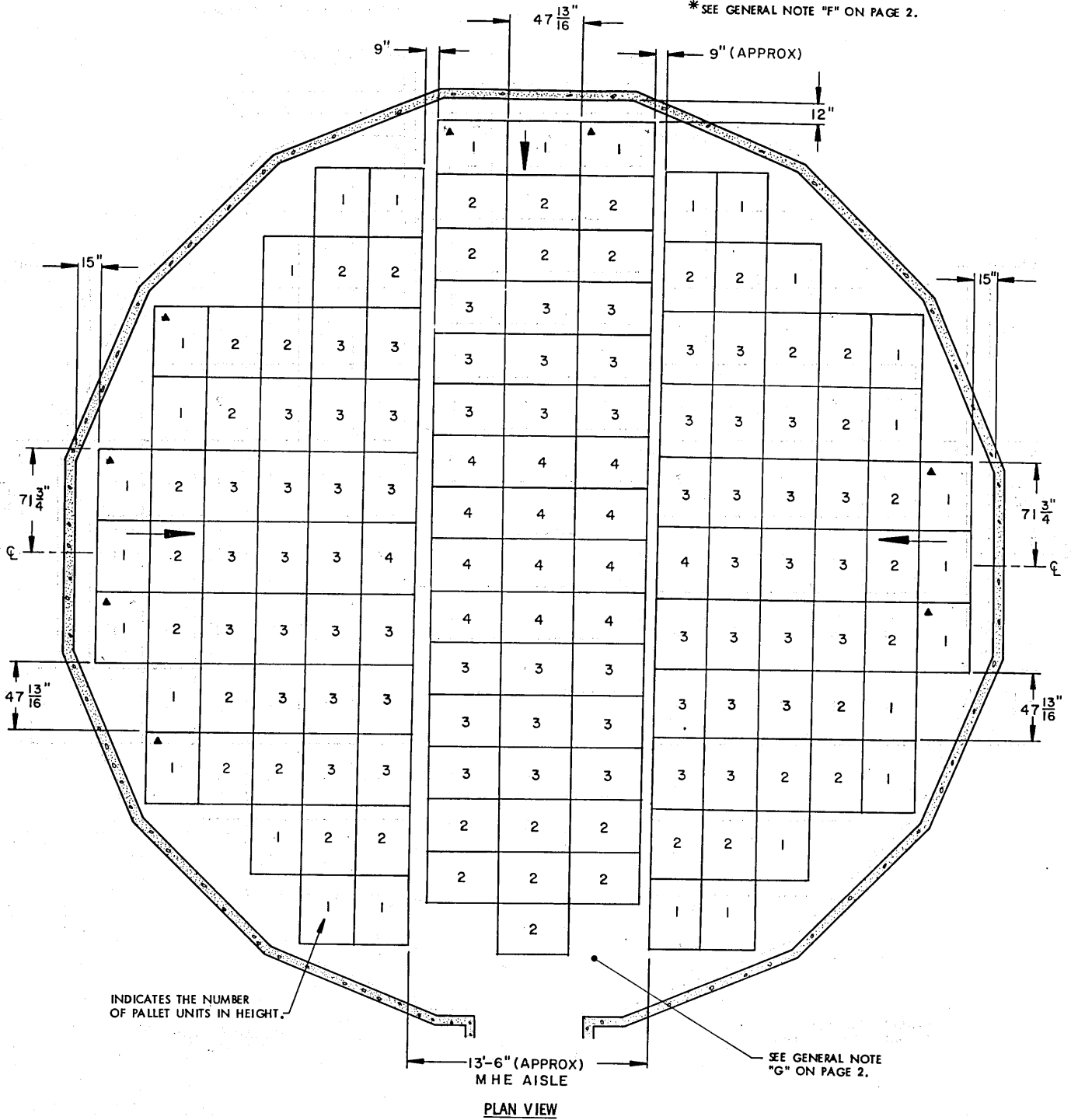
▲ SEE GENERAL NOTE "D" ON PAGE 2.

STORAGE AS SHOWN

ITEM QUANTITY
 PALLET UNITS ----- 343

BILL OF MATERIAL (PER FIRST LAYER PALLET UNIT) *		
MATERIAL	LINEAR FEET	BOARD FEET
1" X 6" X 42"	10.50	5.25

* SEE GENERAL NOTE "F" ON PAGE 2.



SEE GENERAL NOTE "G" ON PAGE 2.

PLAN VIEW

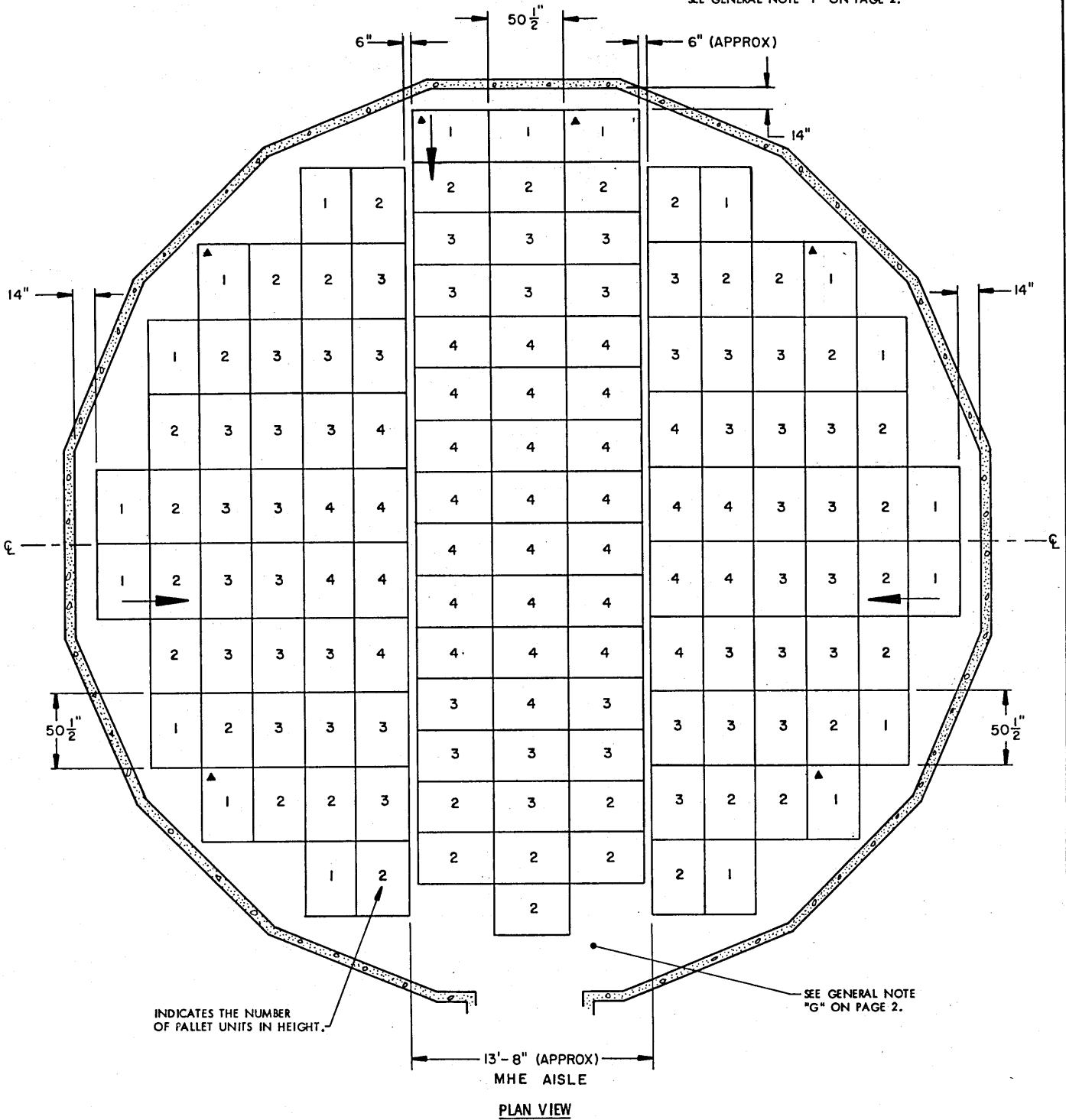
▲ SEE GENERAL NOTE "D" ON PAGE 2.

STORAGE AS SHOWN

ITEM QUANTITY
 PALLET UNITS ----- 365

BILL OF MATERIAL (PER FIRST LAYER PALLET UNIT)*		
MATERIAL	LINEAR FEET	BOARD FEET
1" X 6" X 42"	10.50	5.25

* SEE GENERAL NOTE "F" ON PAGE 2.

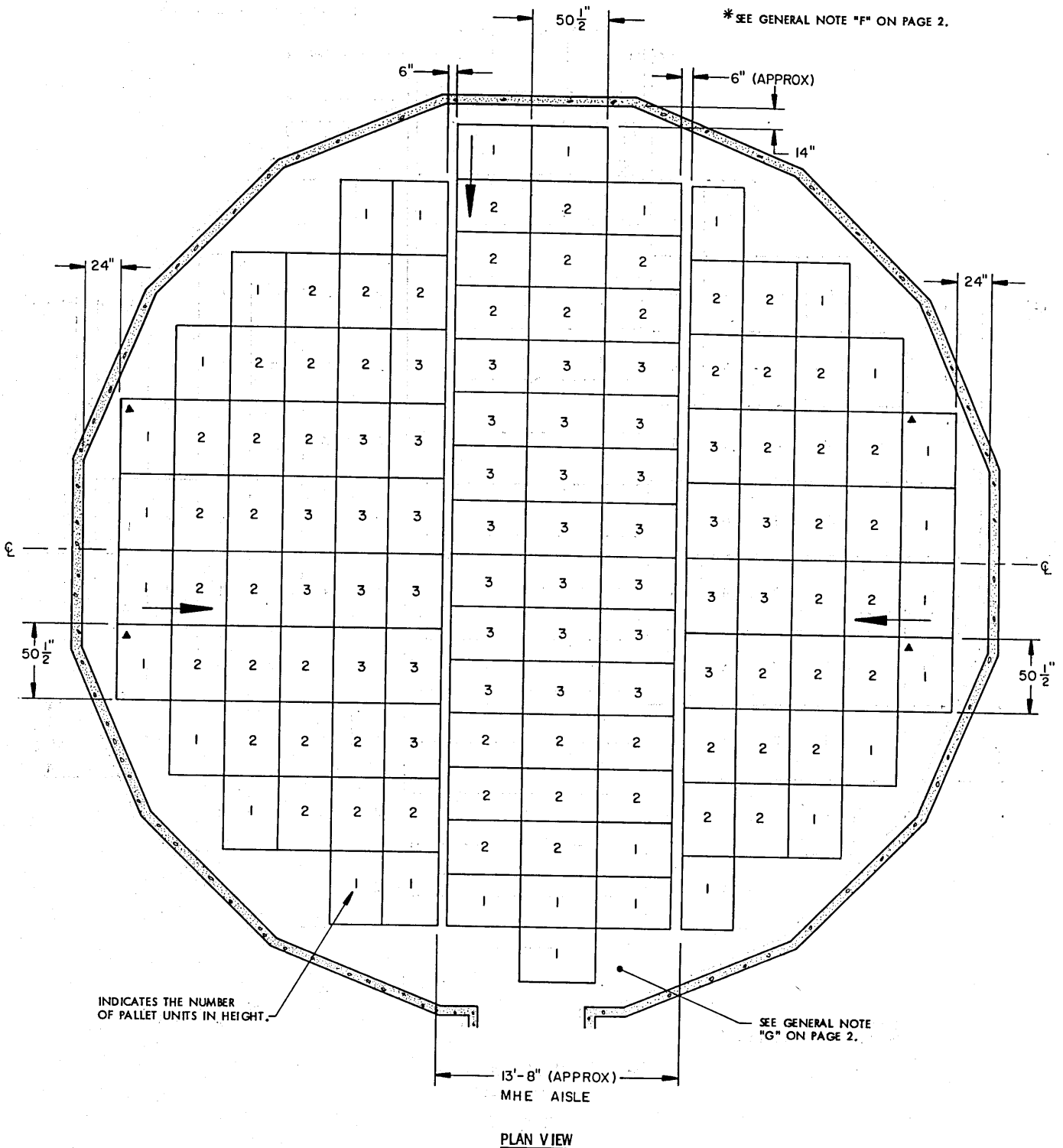


▲ SEE GENERAL NOTE "D" ON PAGE 2.

STORAGE AS SHOWN

ITEM	QUANTITY
PALLET UNITS -----	263

BILL OF MATERIAL (PER FIRST LAYER PALLET UNIT) *		
MATERIAL	LINEAR FEET	BOARD FEET
1" X 6" X 42"	10.50	5.25



PLAN VIEW

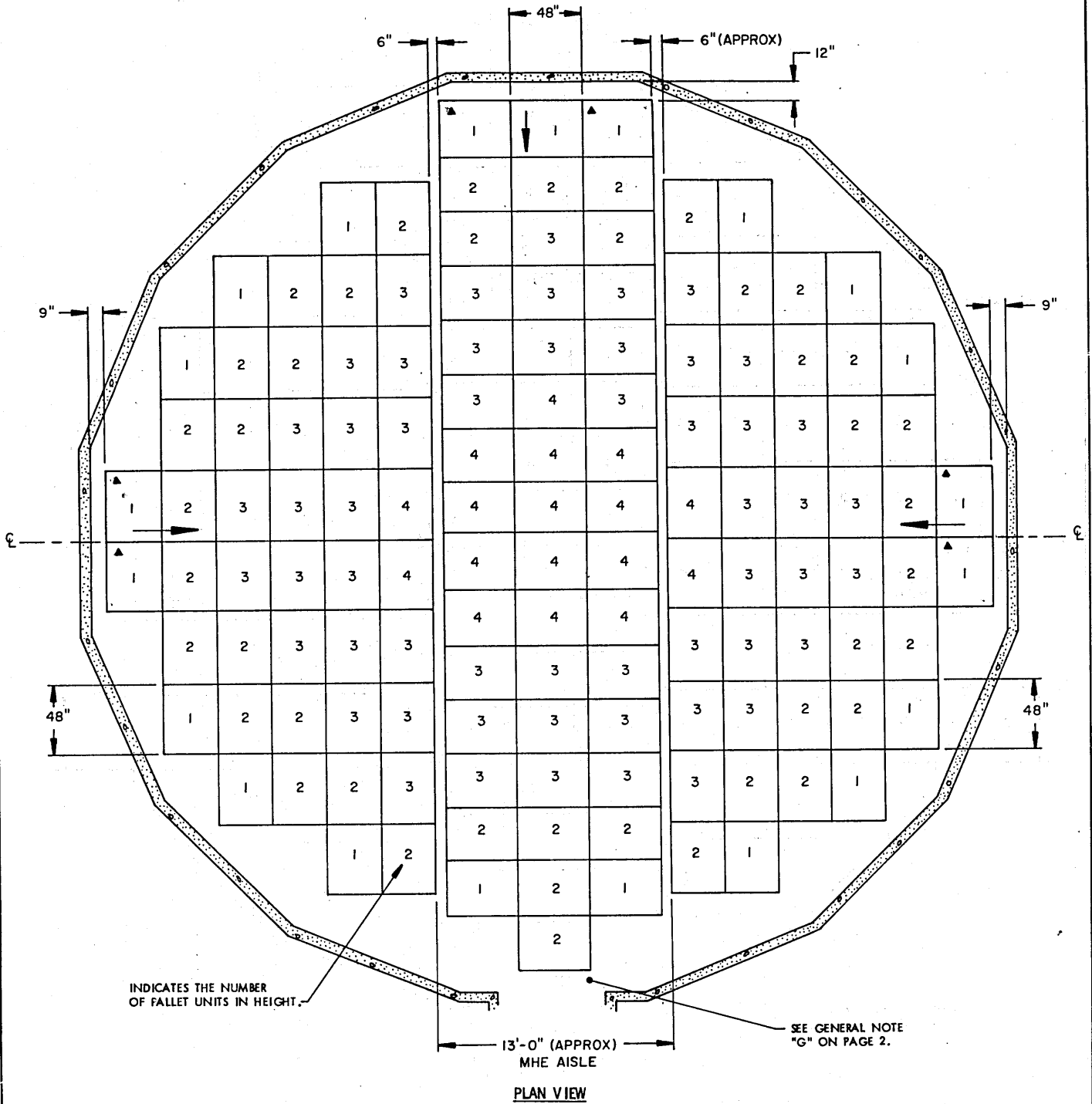
▲ SEE GENERAL NOTE "D" ON PAGE 2.

STORAGE AS SHOWN

ITEM _____ QUANTITY _____
 PALLET UNITS ----- 335

BILL OF MATERIAL (PER FIRST LAYER PALLET UNIT) *		
MATERIAL	LINEAR FEET	BOARD FEET
1" X 6" X 42"	10.50	5.25

* SEE GENERAL NOTE "F" ON PAGE 2.



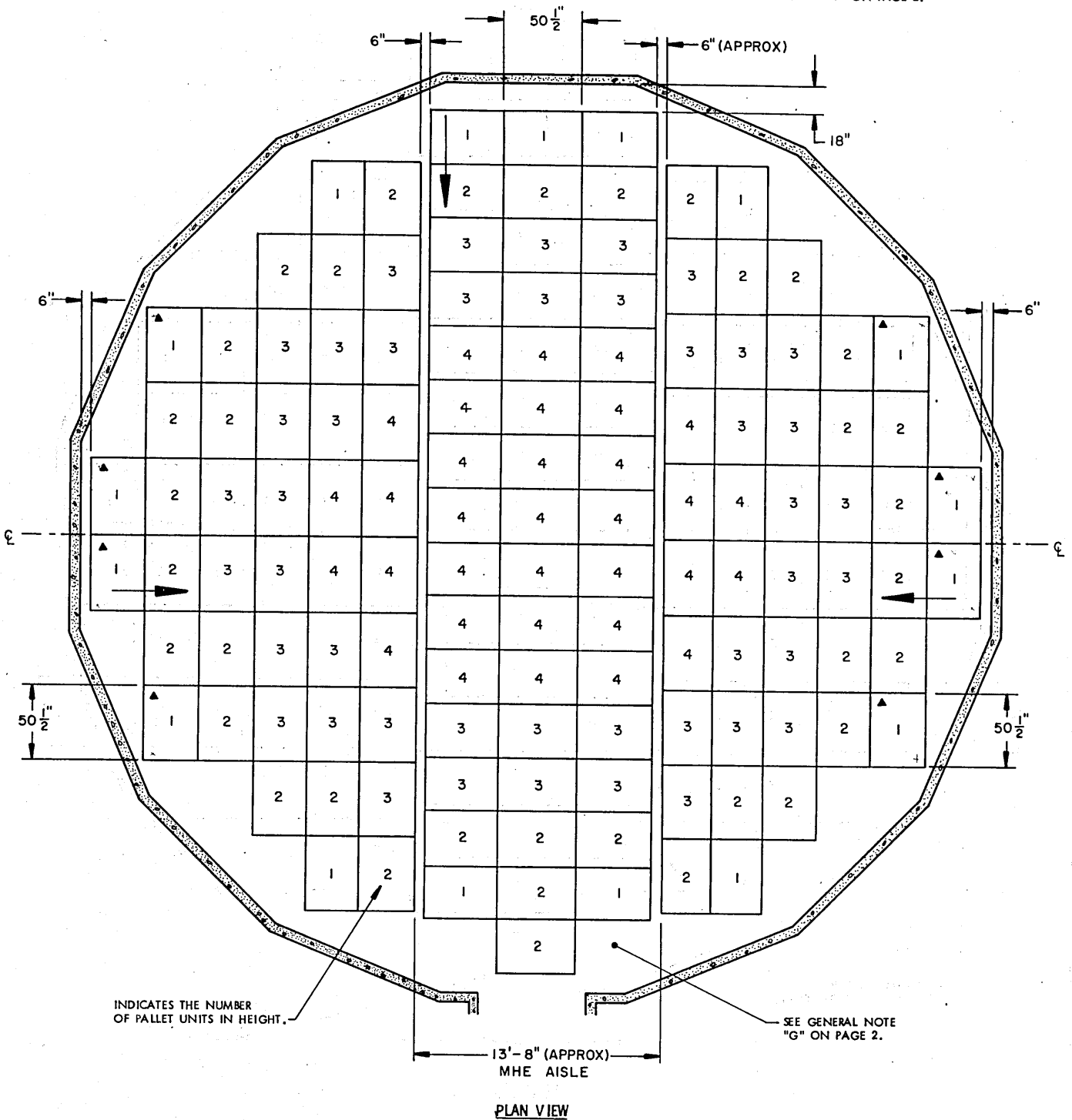
▲ SEE GENERAL NOTE "D" ON PAGE 2.

STORAGE AS SHOWN

BILL OF MATERIAL (PER FIRST LAYER PALLET UNIT) *		
MATERIAL	LINEAR FEET	BOARD FEET
1" X 6" X 42"	10.50	5.25

ITEM QUANTITY
 PALLET UNITS ----- 353

* SEE GENERAL NOTE "F" ON PAGE 2.



INDICATES THE NUMBER OF PALLET UNITS IN HEIGHT.

SEE GENERAL NOTE "G" ON PAGE 2.

PLAN VIEW

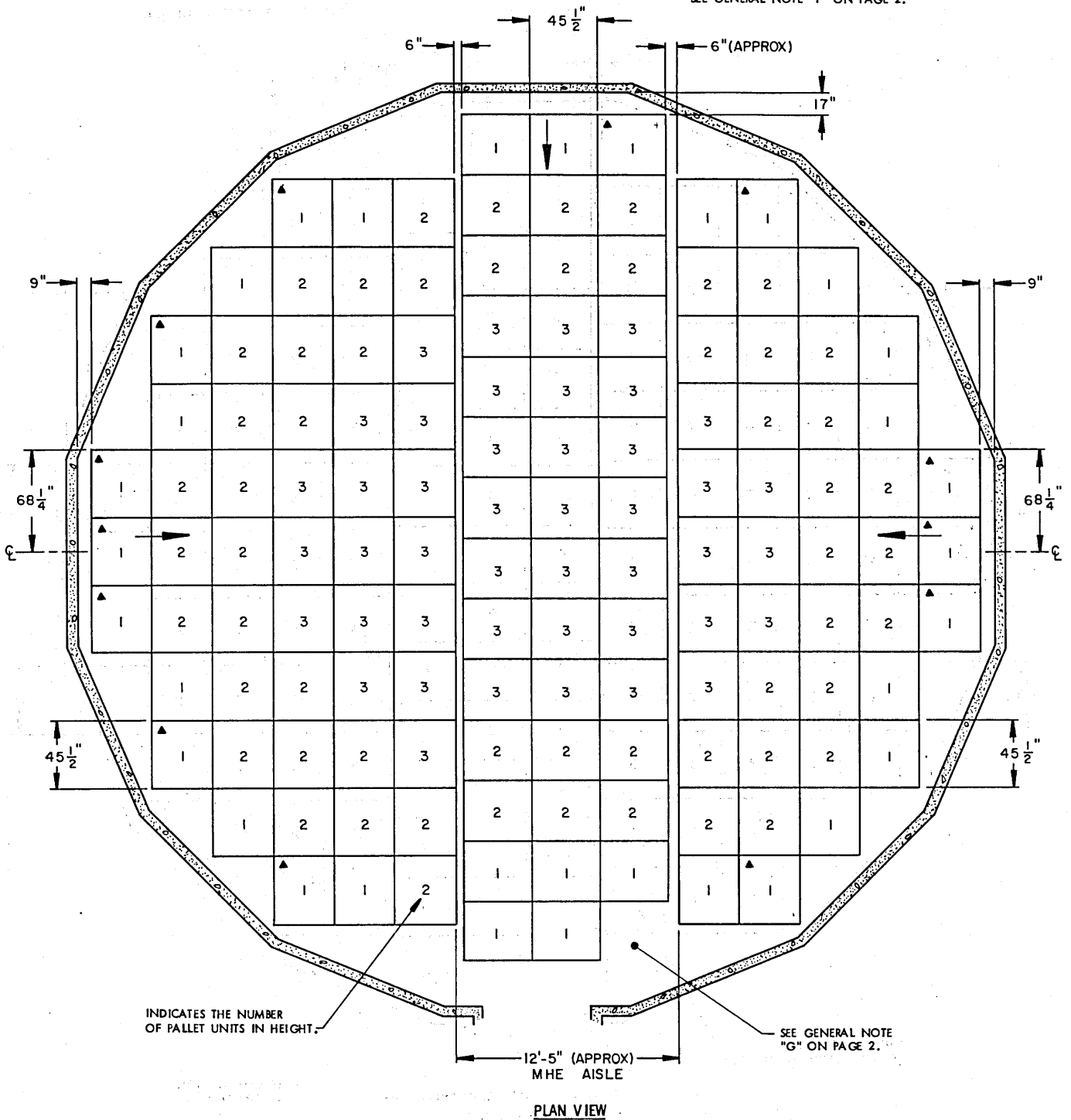
▲ SEE GENERAL NOTE "D" ON PAGE 2.

STORAGE AS SHOWN

ITEM _____ QUANTITY _____
 PALLET UNITS ----- 278

BILL OF MATERIAL (PER FIRST LAYER PALLET UNIT) *		
MATERIAL	LINEAR FEET	BOARD FEET
1" X 6" X 42"	10.50	5.25

* SEE GENERAL NOTE "F" ON PAGE 2.



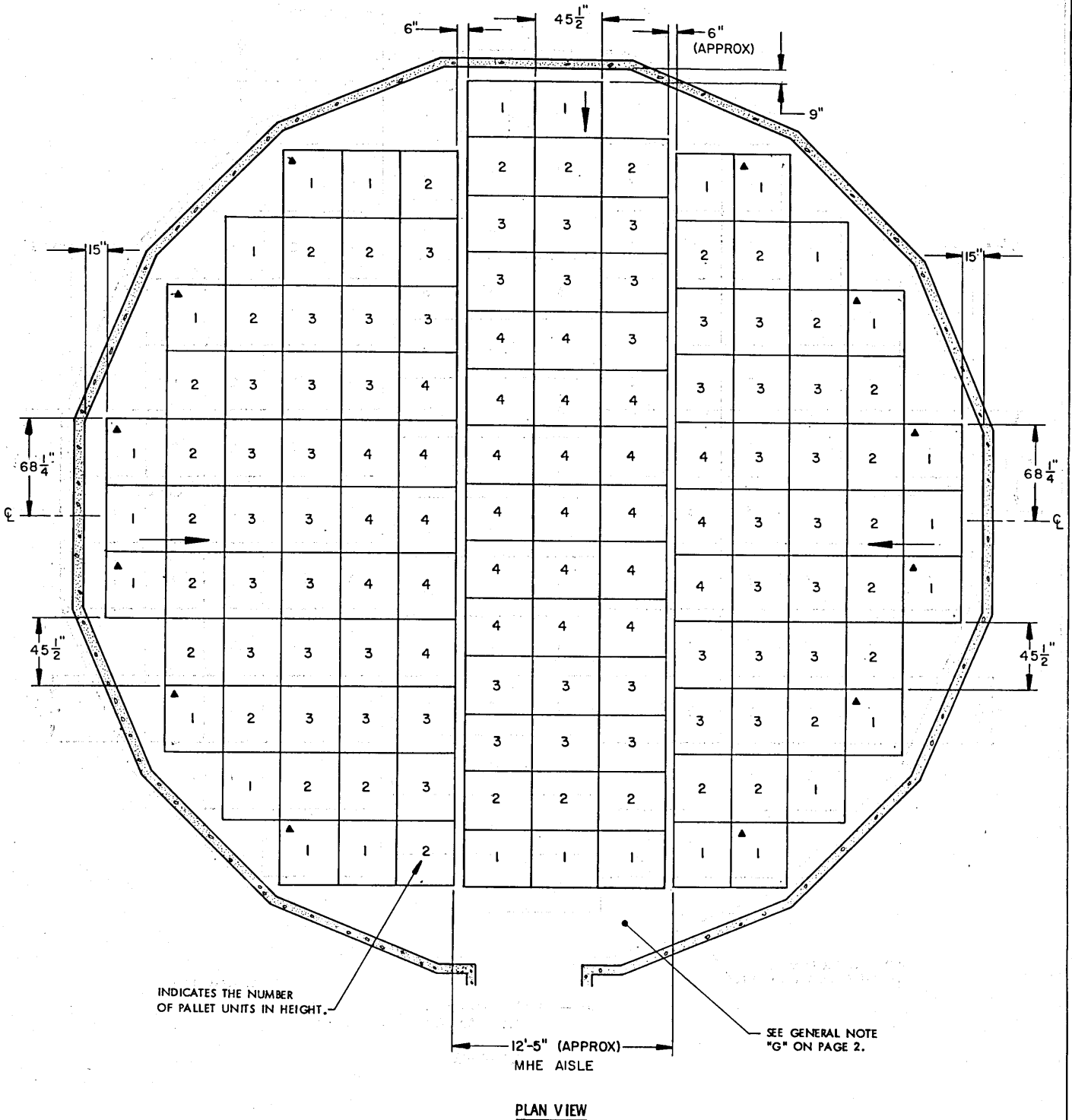
▲ SEE GENERAL NOTE "D" ON PAGE 2.

STORAGE AS SHOWN

ITEM _____ QUANTITY _____
 PALLET UNITS ----- 346

BILL OF MATERIAL (PER FIRST LAYER PALLET UNIT) *		
MATERIAL	LINEAR FEET	BOARD FEET
1" X 6" X 42"	10.50	5.25

* SEE GENERAL NOTE "F" ON PAGE 2.



INDICATES THE NUMBER OF PALLET UNITS IN HEIGHT.

SEE GENERAL NOTE "G" ON PAGE 2.

PLAN VIEW

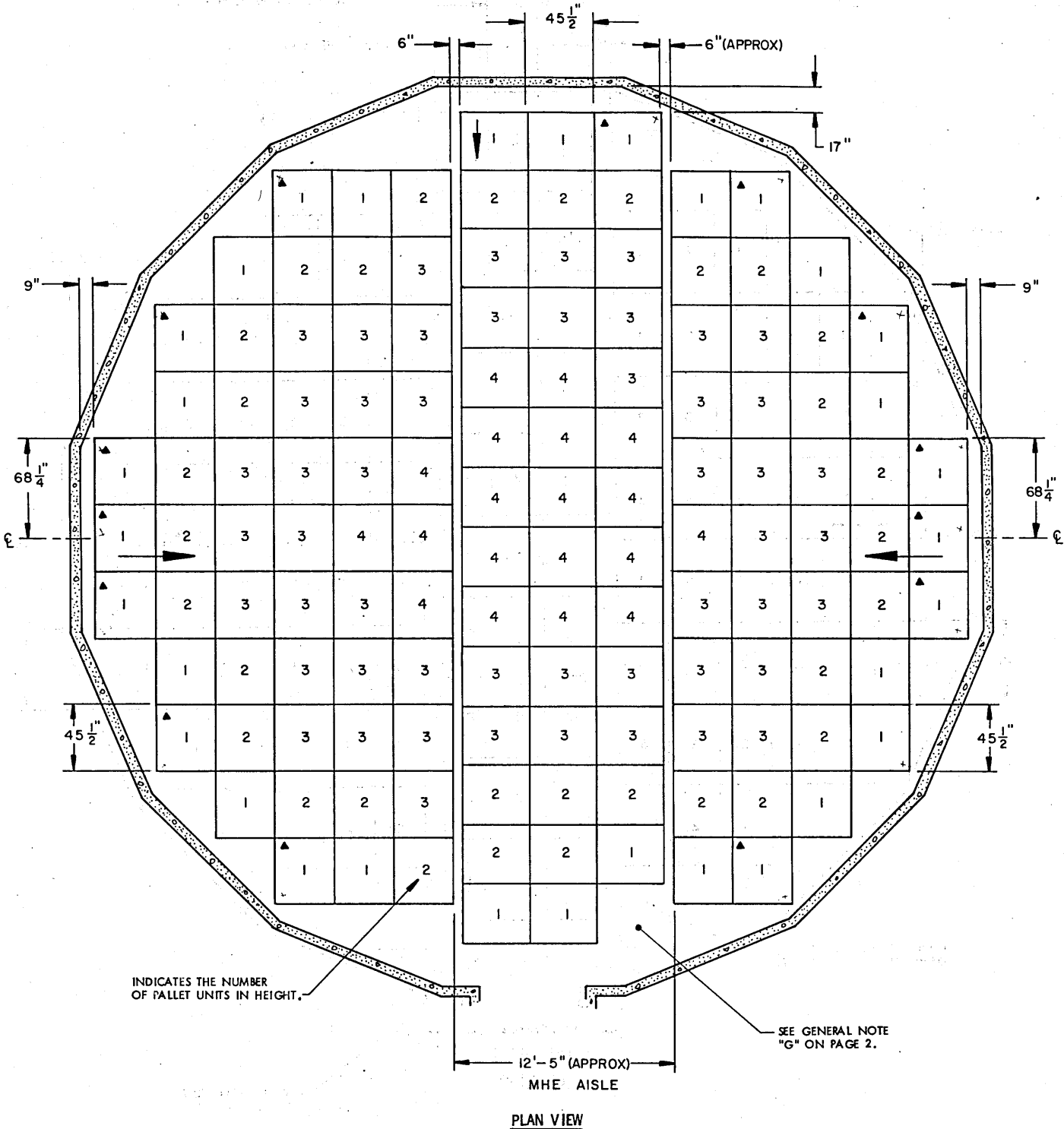
▲ SEE GENERAL NOTE "D" ON PAGE 2.

STORAGE AS SHOWN

ITEM	QUANTITY
PALLET UNITS	325

BILL OF MATERIAL (PER FIRST LAYER PALLET UNIT) *		
MATERIAL	LINEAR FEET	BOARD FEET
1" X 6" X 42"	10.50	5.25

* SEE GENERAL NOTE "F" ON PAGE 2.



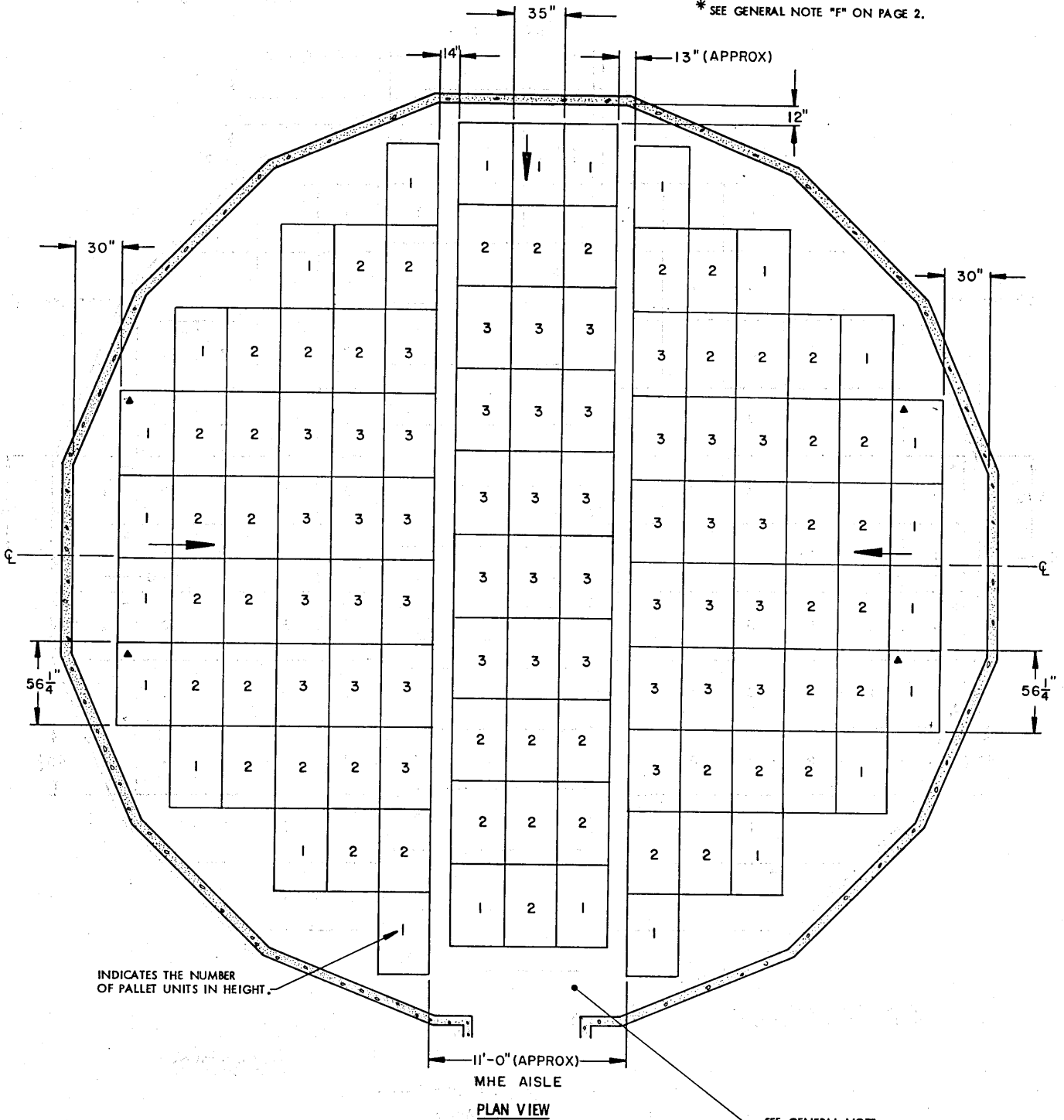
▲ SEE GENERAL NOTE "D" ON PAGE 2.

STORAGE AS SHOWN

ITEM PALLET UNITS ----- QUANTITY 246

BILL OF MATERIAL (PER FIRST LAYER PALLET UNIT) *		
MATERIAL	LINEAR FEET	BOARD FEET
1" X 6" X 42"	10.50	5.25

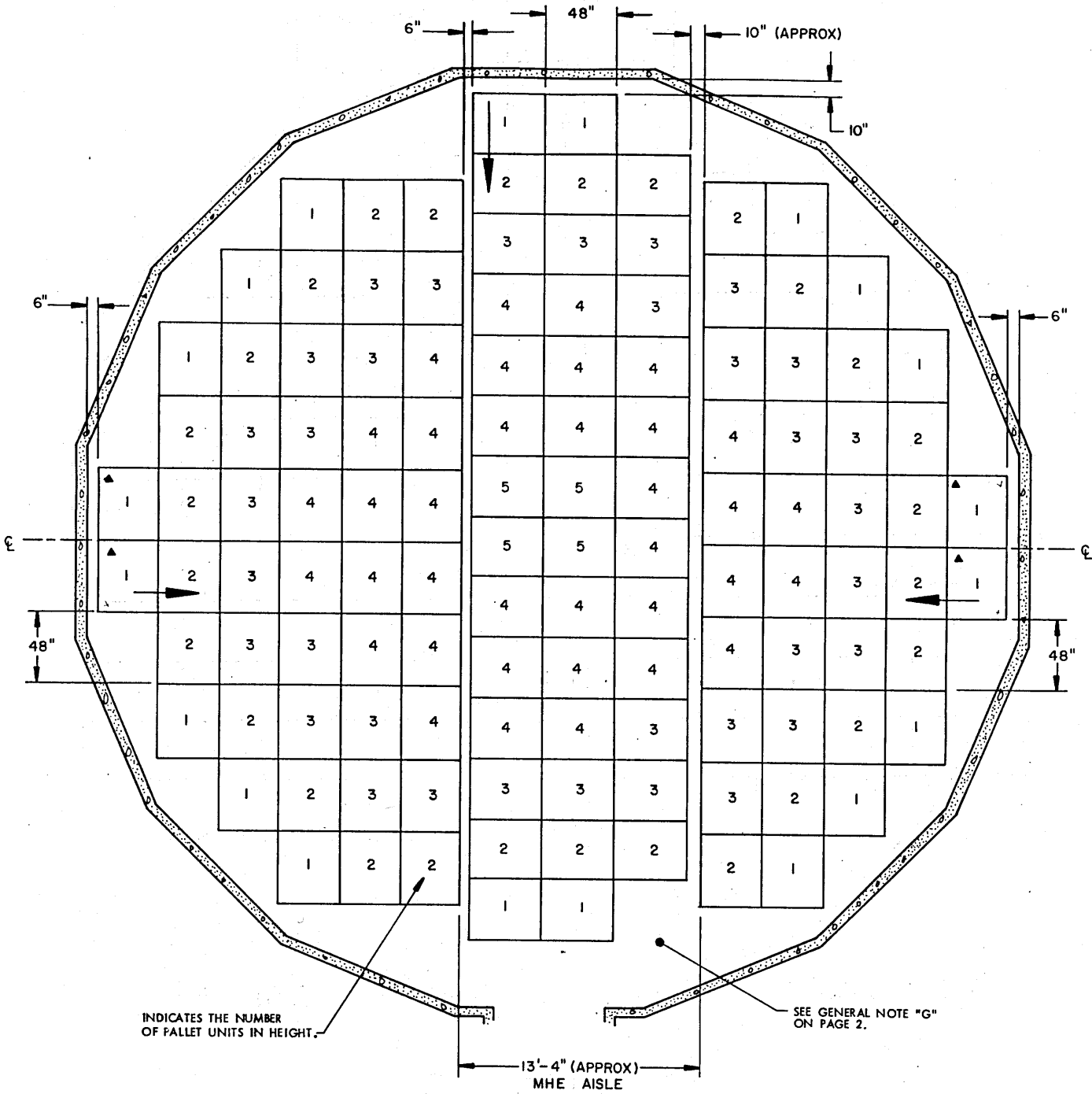
* SEE GENERAL NOTE "F" ON PAGE 2.



▲SEE GENERAL NOTE "D" ON PAGE 2.

STORAGE AS SHOWN

ITEM QUANTITY
 PALLET UNITS ----- 342



INDICATES THE NUMBER OF PALLET UNITS IN HEIGHT.

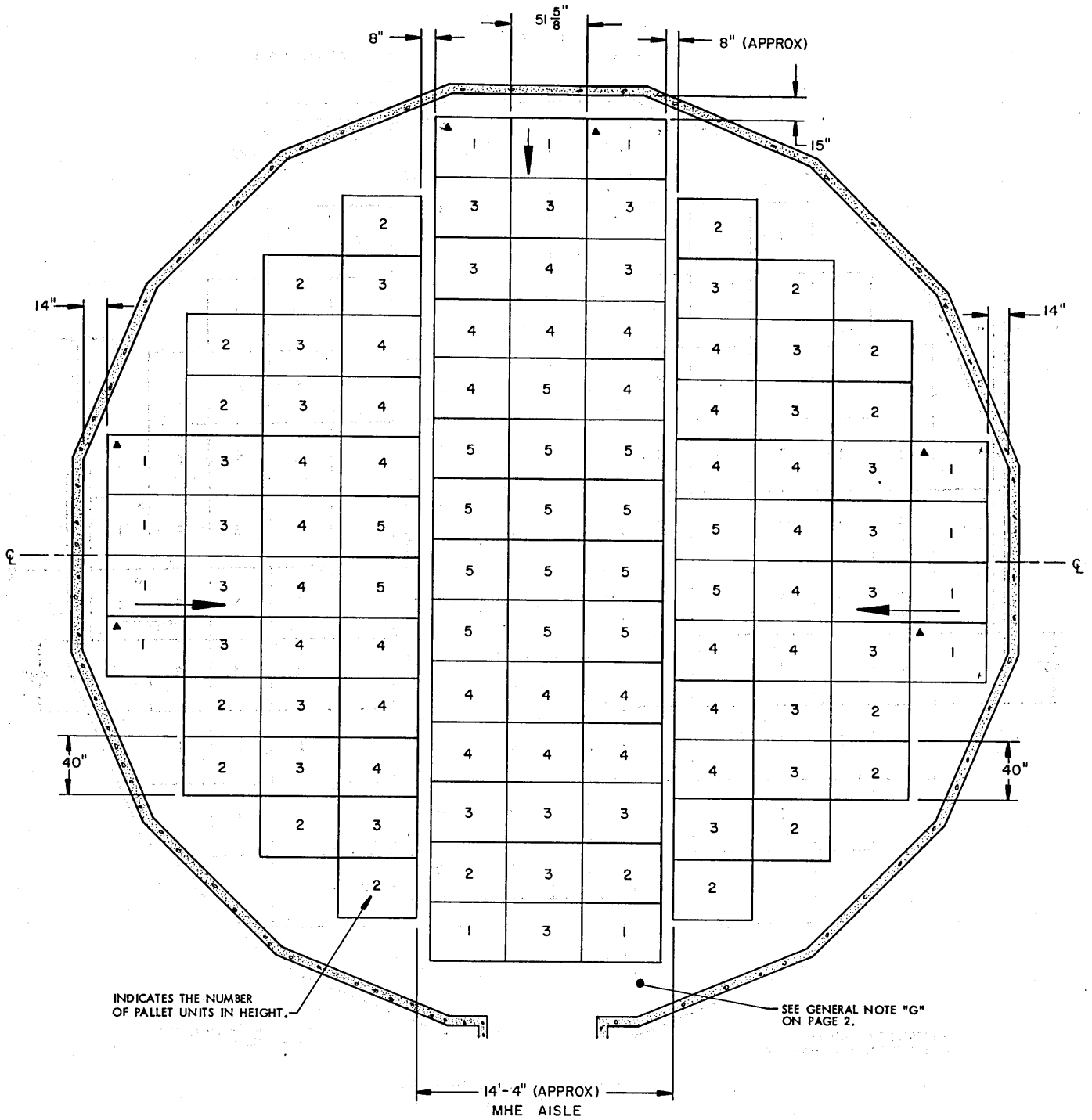
SEE GENERAL NOTE "G" ON PAGE 2.

PLAN VIEW

▲SEE GENERAL NOTE "D" ON PAGE 2.

STORAGE AS SHOWN

ITEM QUANTITY
 PALLET UNITS ----- 352



INDICATES THE NUMBER OF PALLET UNITS IN HEIGHT.

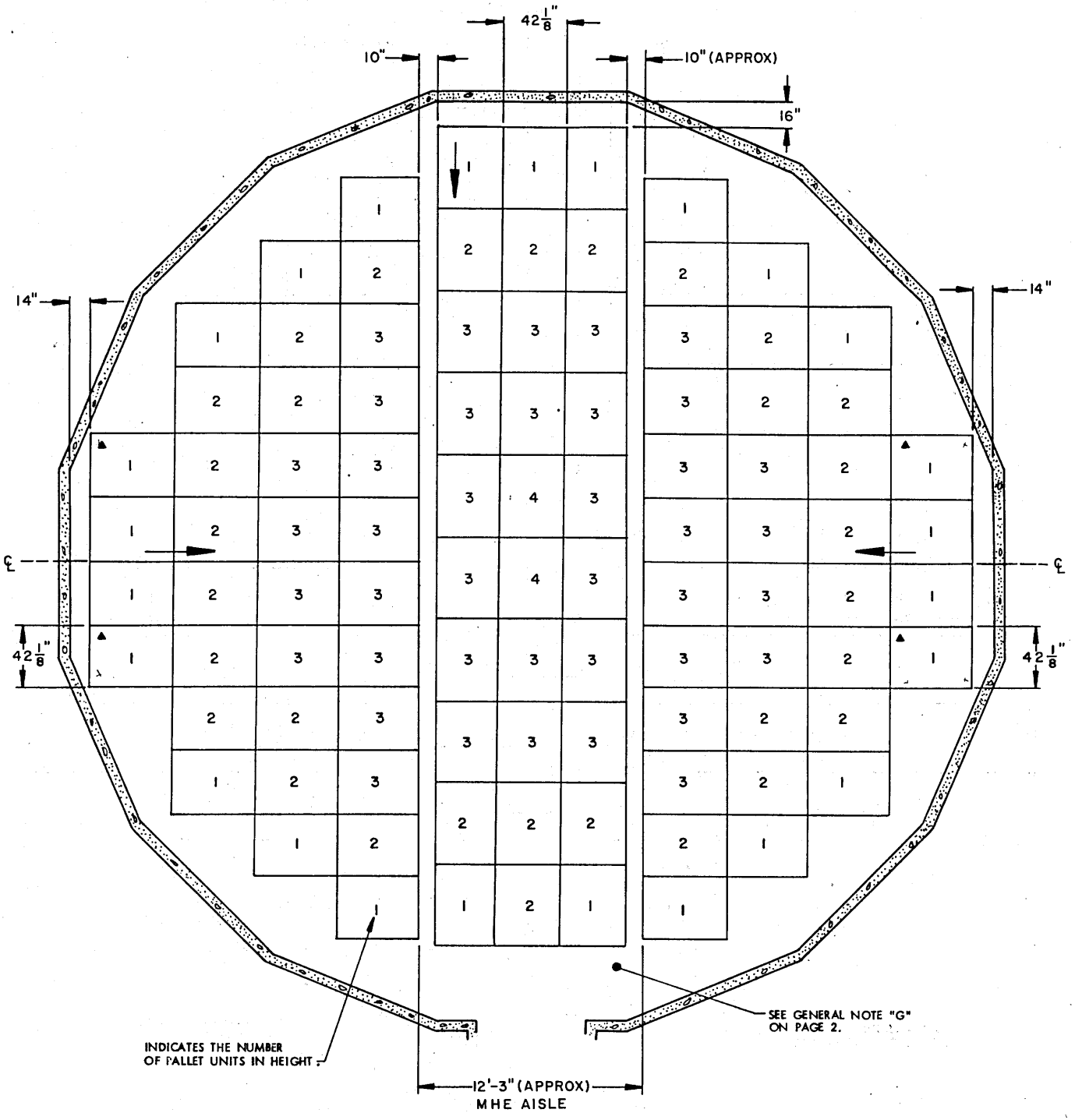
SEE GENERAL NOTE "G" ON PAGE 2.

PLAN VIEW

▲ SEE GENERAL NOTE "D" ON PAGE 2.

STORAGE AS SHOWN

ITEM _____ QUANTITY _____
 PALLET UNITS ----- 215



PLAN VIEW

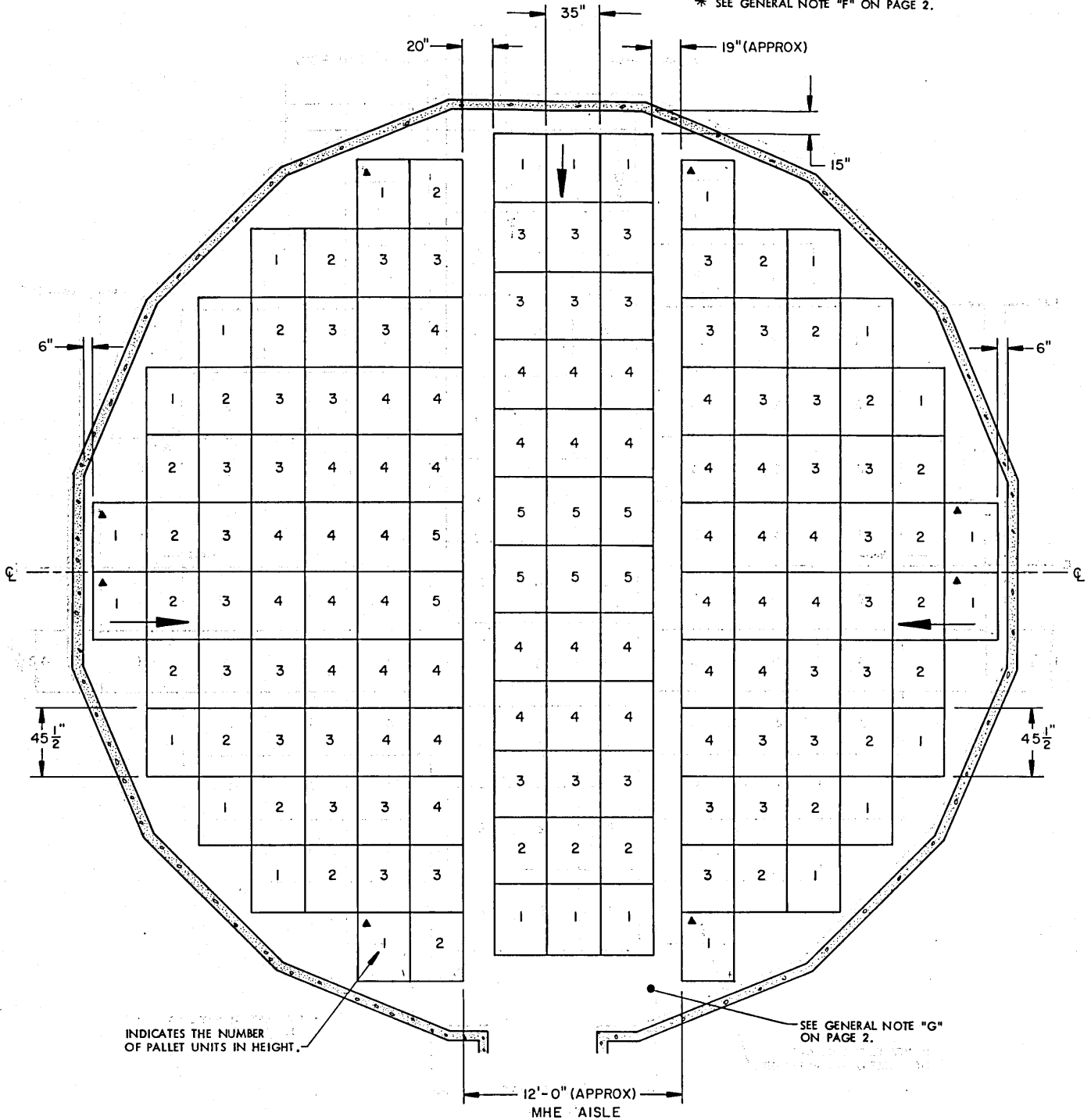
▲ SEE GENERAL NOTE "D" ON PAGE 2.

STORAGE AS SHOWN

ITEM QUANTITY
 PALLET UNITS ----- 413

BILL OF MATERIAL (PER FIRST LAYER PALLET UNIT) *		
MATERIAL	LINEAR FEET	BOARD FEET
1" X 6" X 42"	10.50	5.25

* SEE GENERAL NOTE "F" ON PAGE 2.



PLAN VIEW

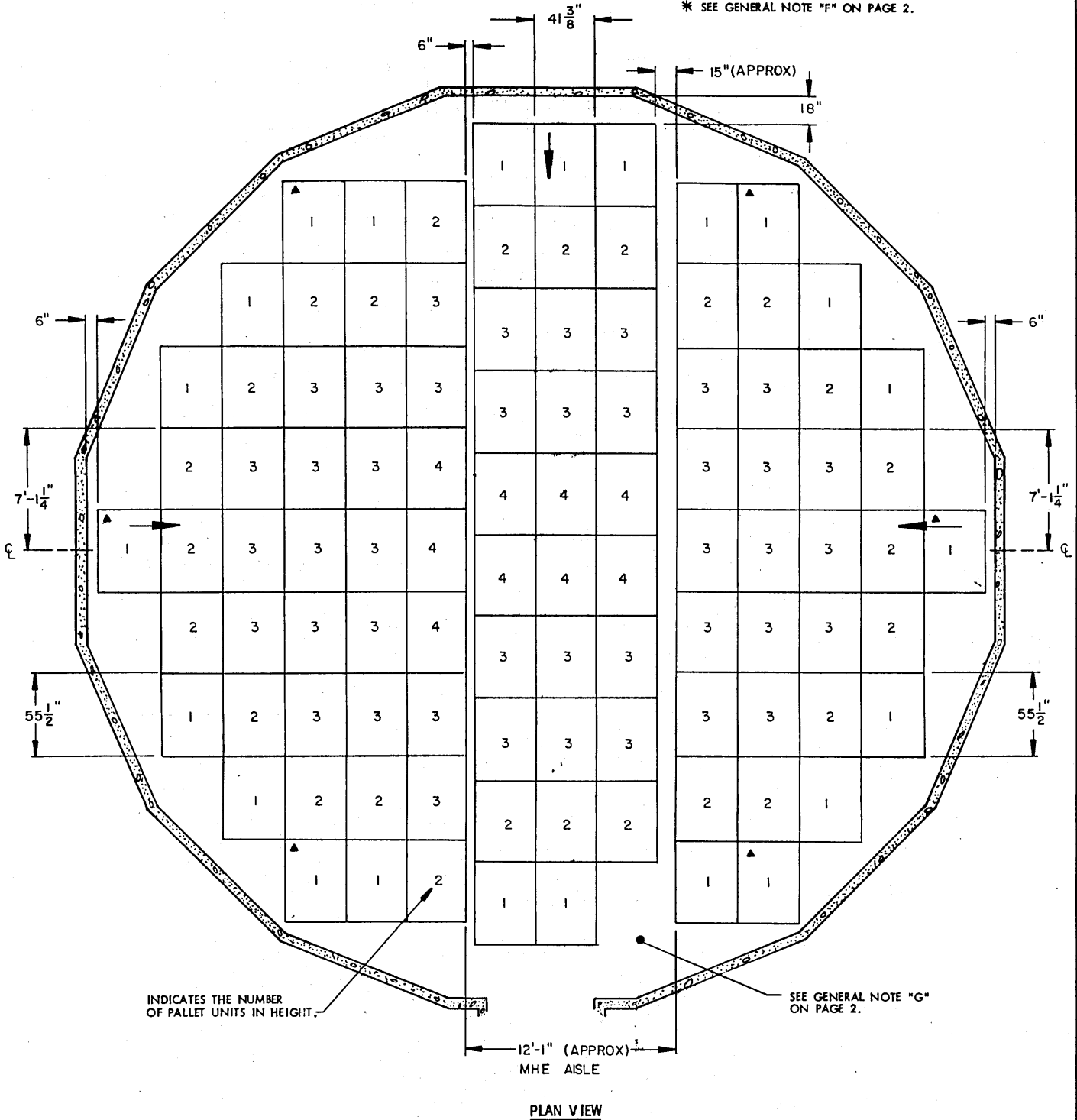
▲SEE GENERAL NOTE "D" ON PAGE 2.

STORAGE AS SHOWN

ITEM QUANTITY
 PALLET UNITS ----- 237

BILL OF MATERIAL (PER FIRST LAYER PALLET UNIT) *		
MATERIAL	LINEAR FEET	BOARD FEET
1" X 6" X 48"	12.00	6.00

* SEE GENERAL NOTE "F" ON PAGE 2.



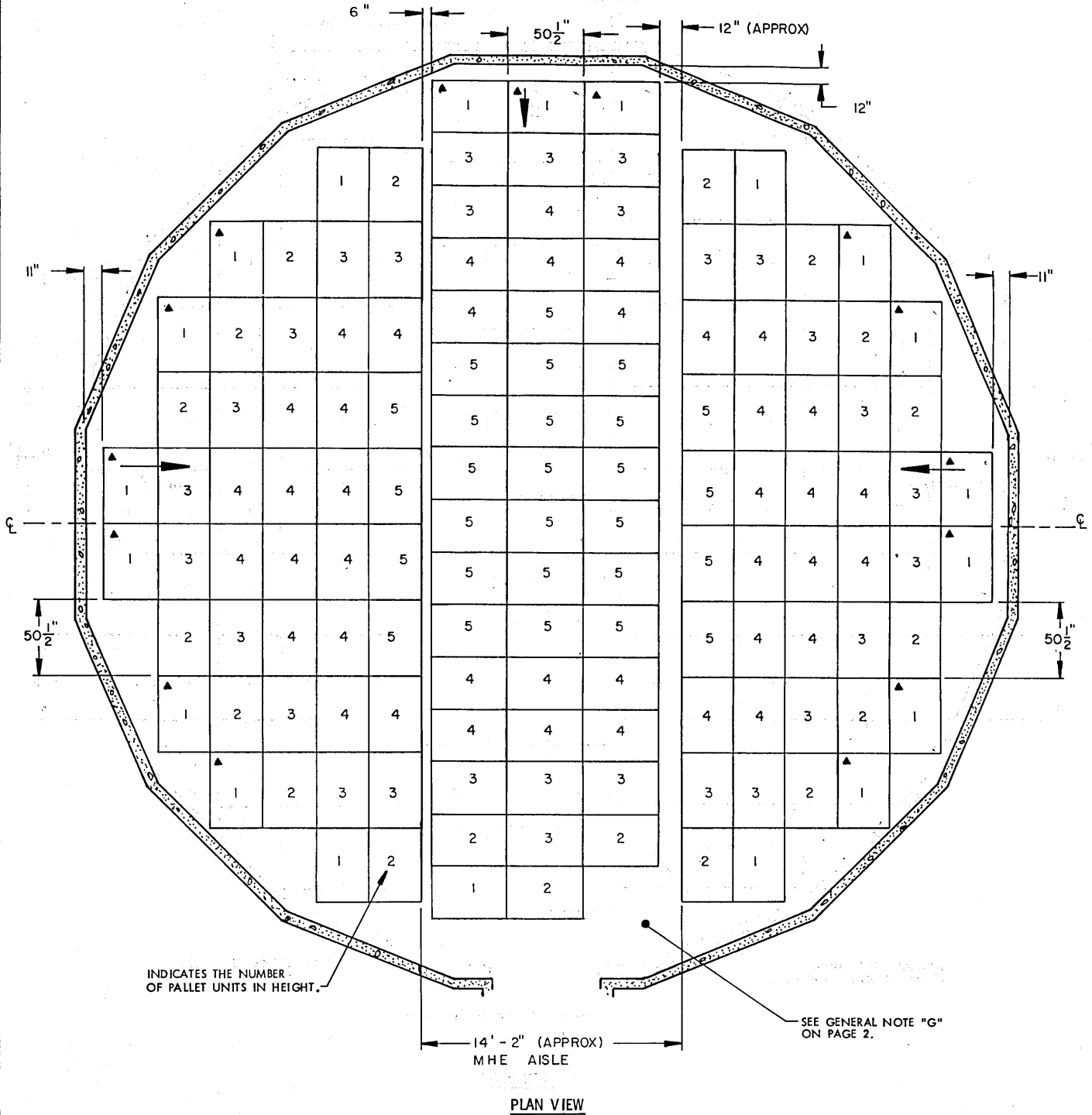
▲SEE GENERAL NOTE "D" ON PAGE 2.

STORAGE AS SHOWN

ITEM QUANTITY
 PALLET UNITS ----- 440

BILL OF MATERIAL (PER FIRST LAYER PALLET UNIT) *		
MATERIAL	LINEAR FEET	BOARD FEET
1" X 6" X 42"	10.50	5.25

* SEE GENERAL NOTE "F" ON PAGE 2.

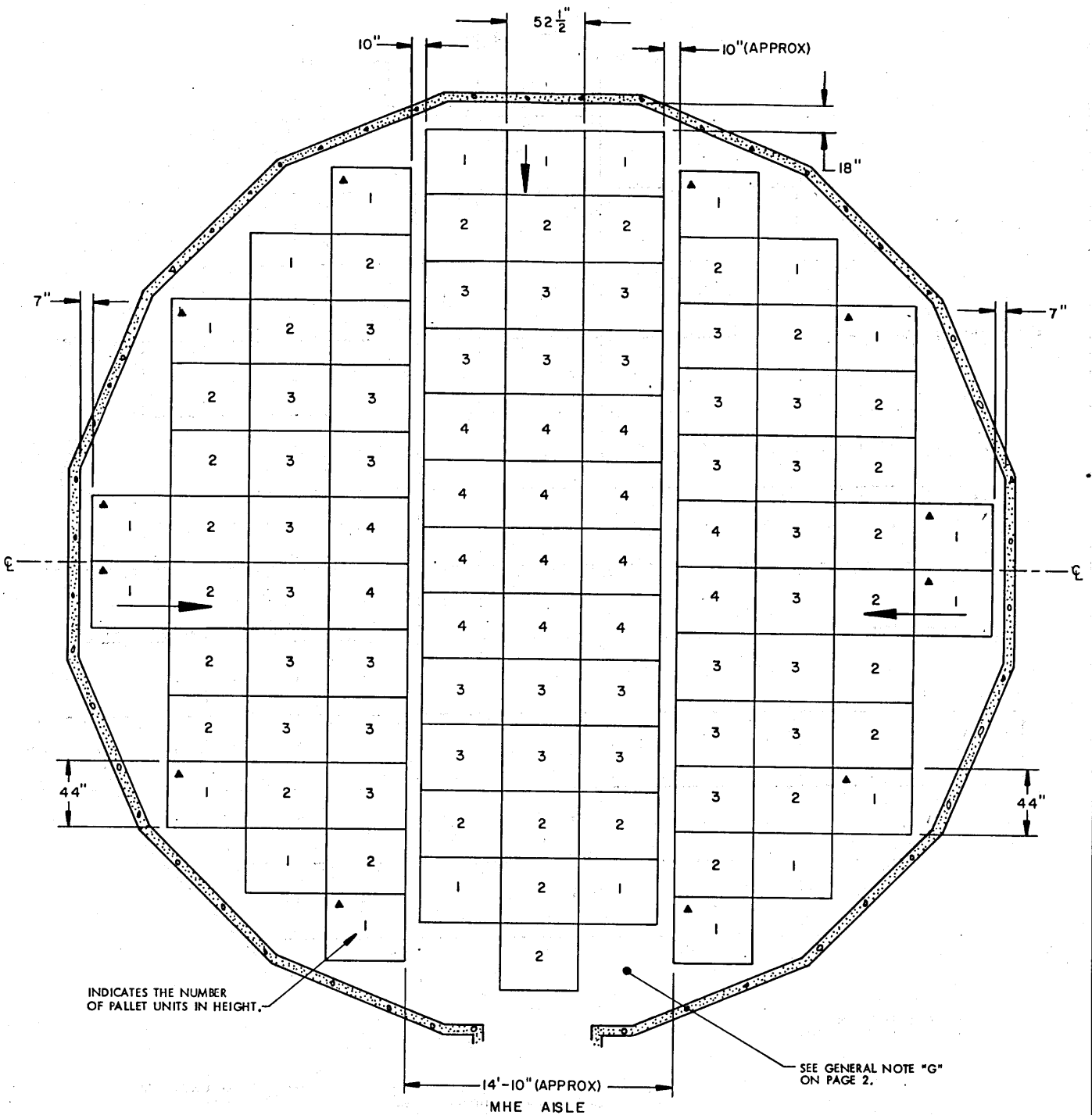


SEE GENERAL NOTE "G" ON PAGE 2.

▲ SEE GENERAL NOTE "D" ON PAGE 2.

STORAGE AS SHOWN

ITEM _____ QUANTITY _____
 PALLET UNITS ----- 249

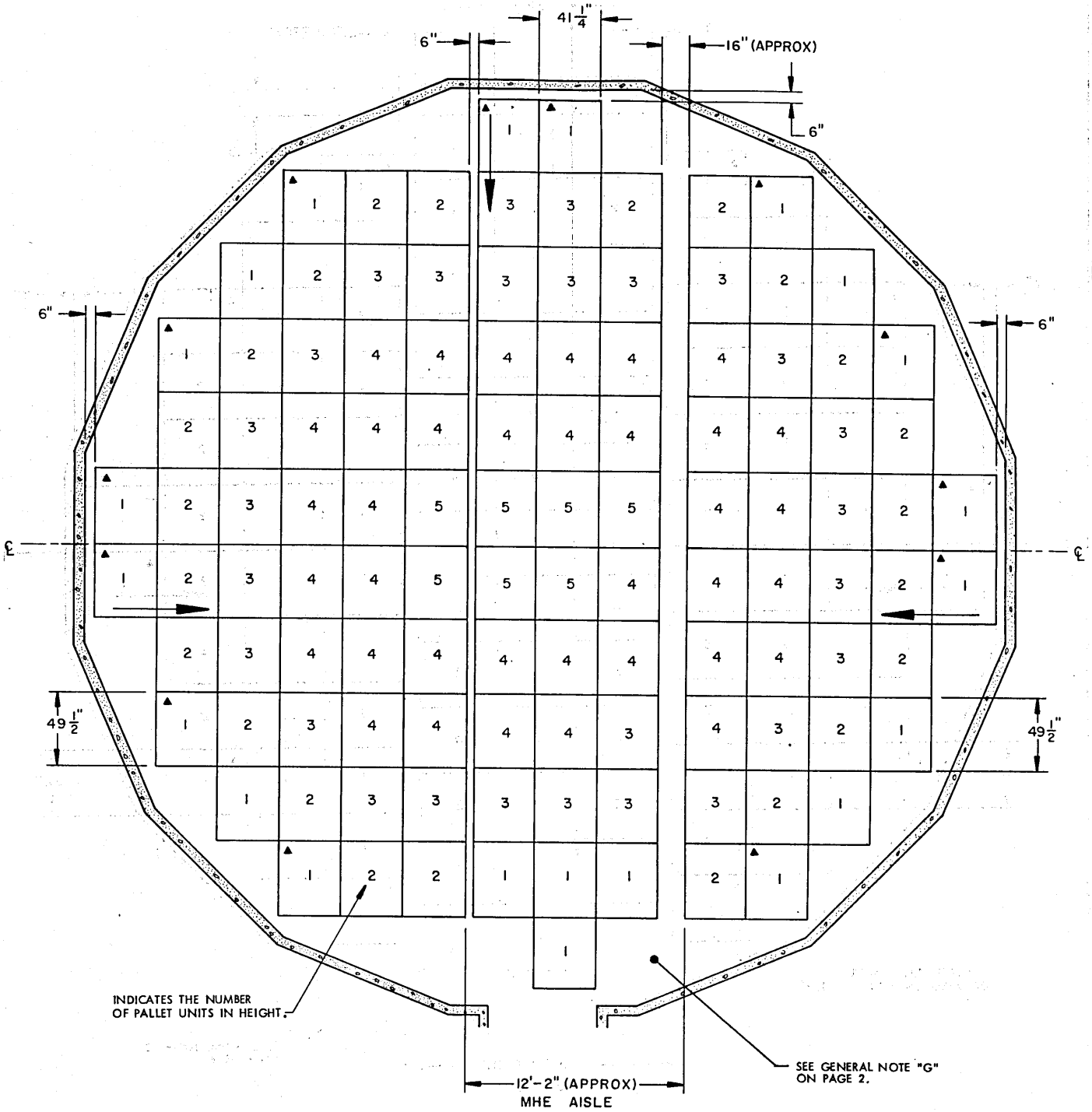


PLAN VIEW

▲SEE GENERAL NOTE "D" ON PAGE 2.

STORAGE AS SHOWN

ITEM QUANTITY
 PALLET UNITS ----- 328



PLAN VIEW

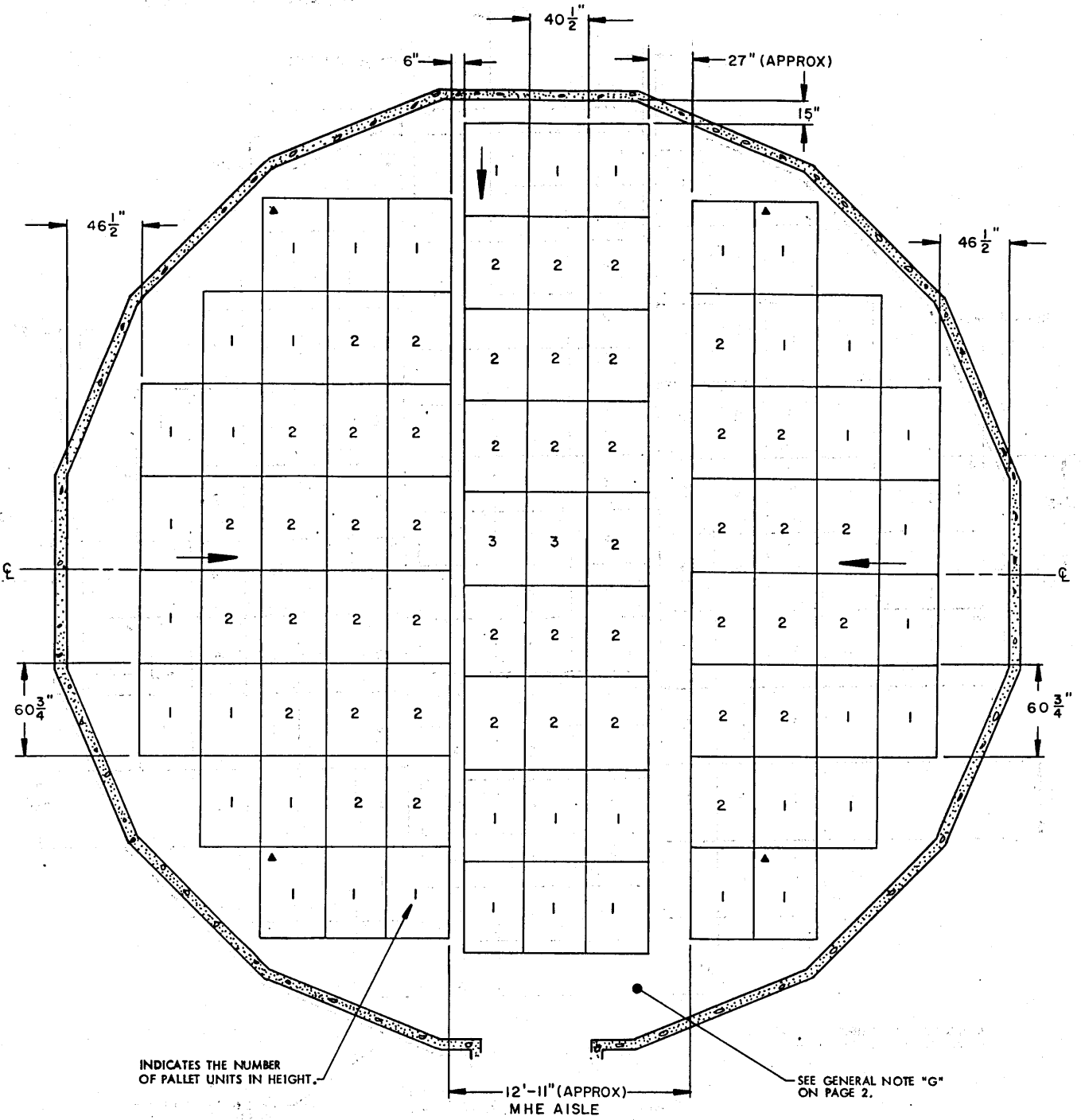
▲ SEE GENERAL NOTE "D" ON PAGE 2.

STORAGE AS SHOWN

ITEM _____ QUANTITY _____
 PALLET UNITS ----- 137

BILL OF MATERIAL (PER FIRST LAYER PALLET UNIT) *		
MATERIAL	LINEAR FEET	BOARD FEET
1" X 6" X 48"	12.00	6.00

* SEE GENERAL NOTE "F" ON PAGE 2.



PLAN VIEW

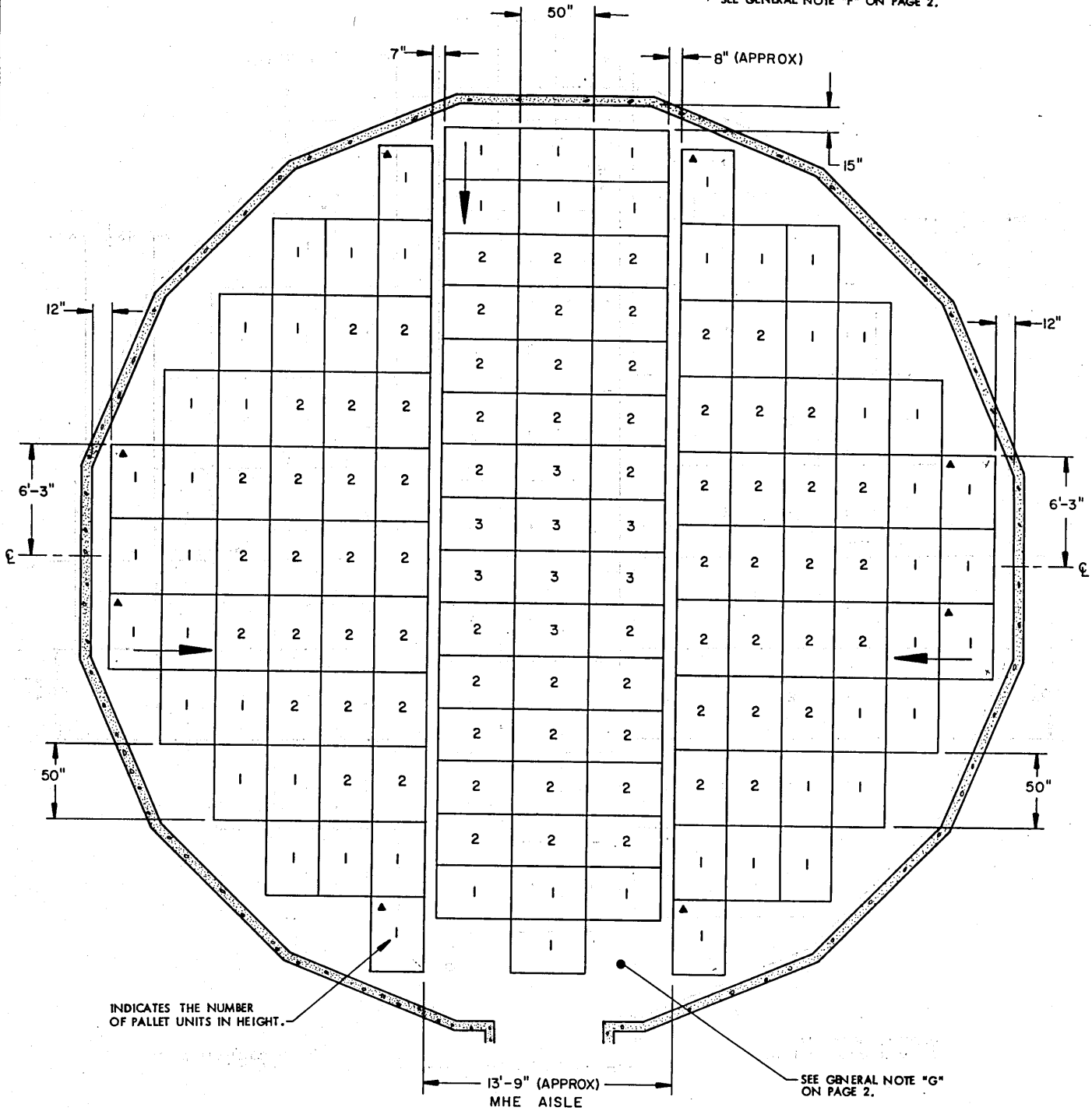
▲SEE GENERAL NOTE "D" ON PAGE 2.

STORAGE AS SHOWN

ITEM QUANTITY
 PALLET UNITS ----- 222

BILL OF MATERIAL (PER FIRST LAYER PALLET UNIT) *		
MATERIAL	LINEAR FEET	BOARD FEET
1" X 6" X 42"	10.50	5.25

* SEE GENERAL NOTE "F" ON PAGE 2.



INDICATES THE NUMBER OF PALLET UNITS IN HEIGHT.

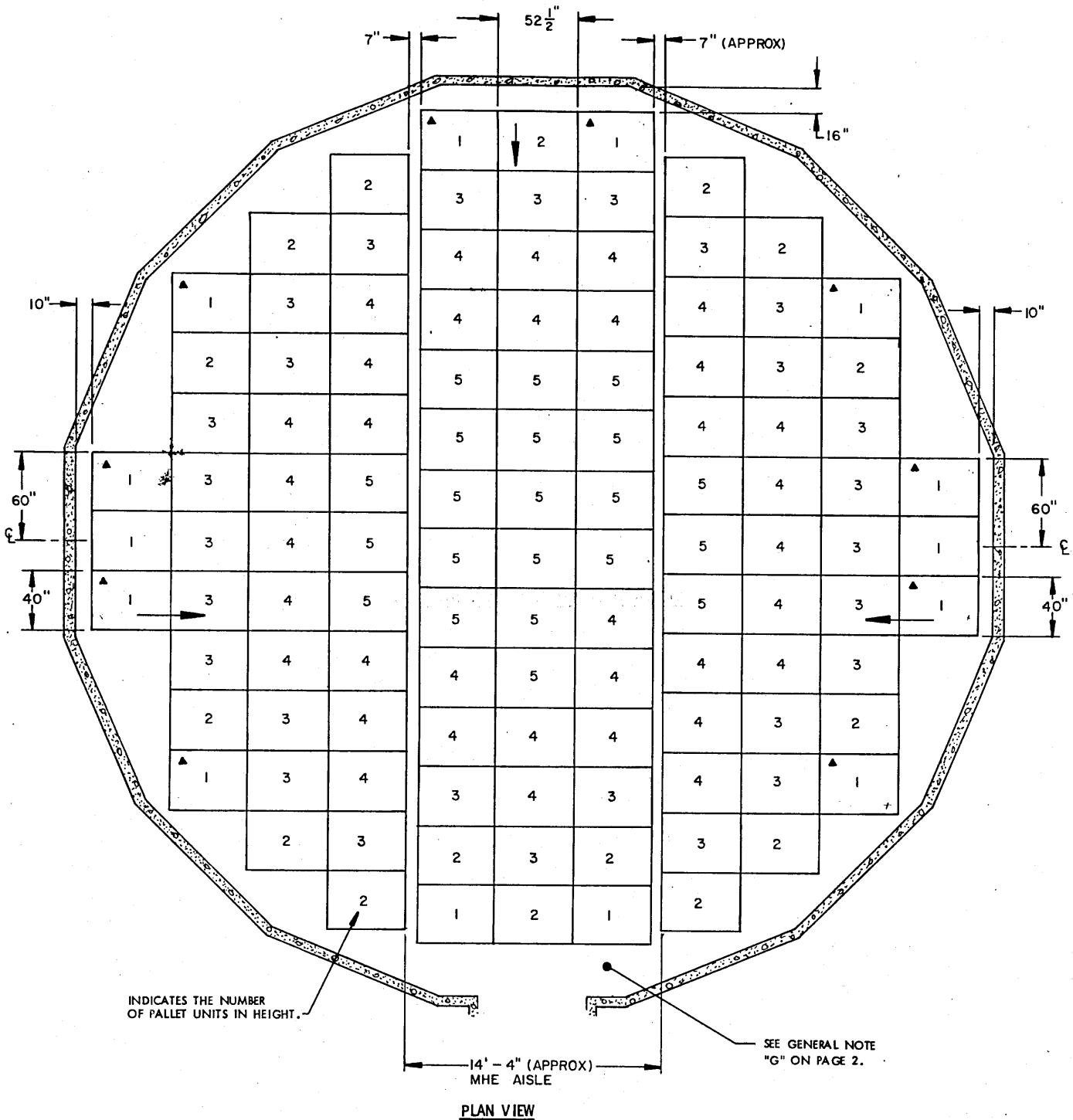
SEE GENERAL NOTE "G" ON PAGE 2.

PLAN VIEW

▲ SEE GENERAL NOTE "D" ON PAGE 2.

STORAGE AS SHOWN

ITEM _____ QUANTITY _____
 PALLET UNITS ----- 375



▲SEE GENERAL NOTE "D" ON PAGE 2.

INTENTIONALLY LEFT BLANK FOR UNIT NO. 24

INTENTIONALLY LEFT BLANK FOR UNIT NO. 25

INTENTIONALLY LEFT BLANK FOR UNIT NO. 26

INTENTIONALLY LEFT BLANK FOR UNIT NO. 27

INTENTIONALLY LEFT BLANK FOR UNIT NO. 28

INTENTIONALLY LEFT BLANK FOR UNIT NO. 29

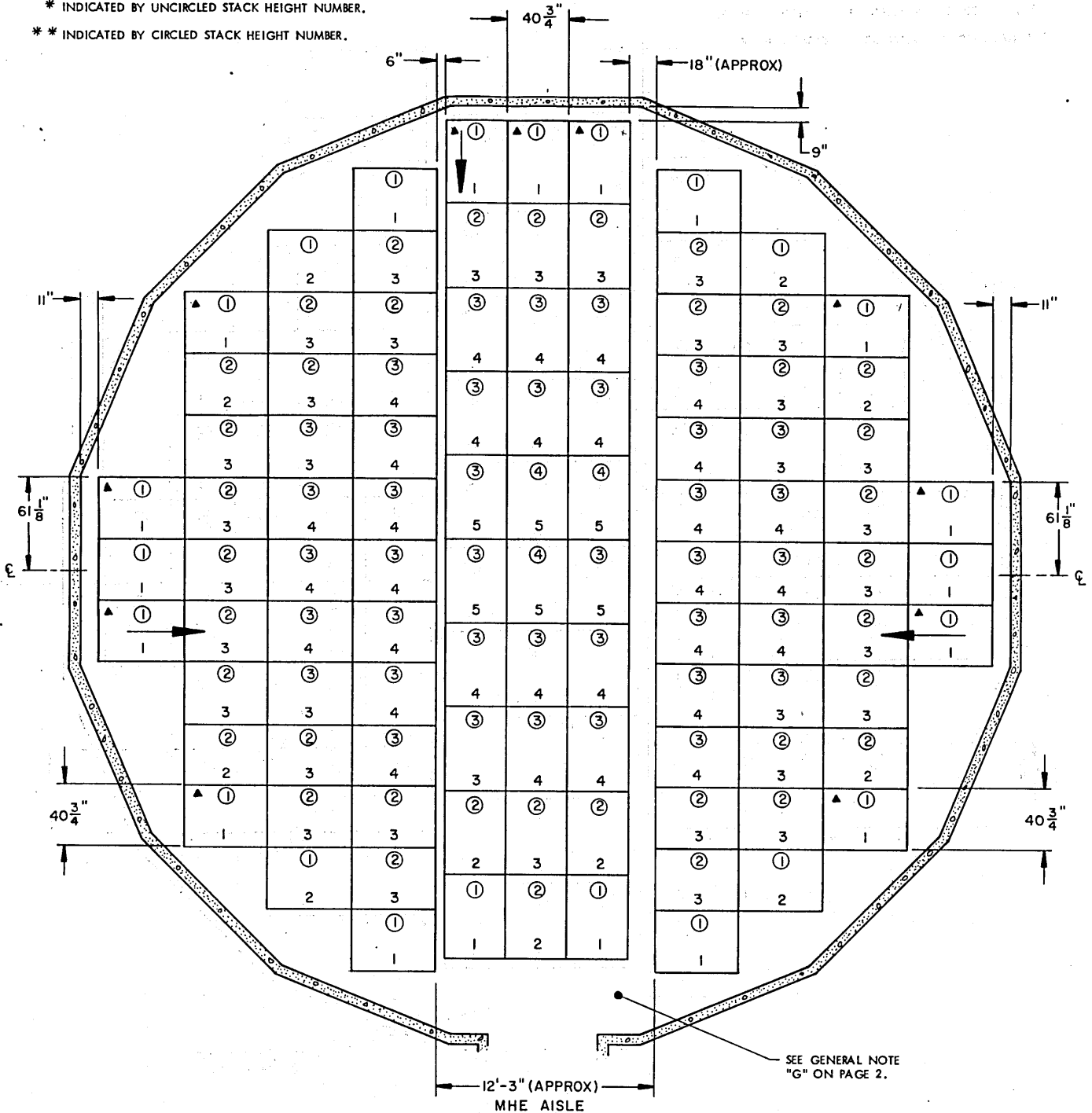
INTENTIONALLY LEFT BLANK FOR UNIT NO. 30.

STORAGE AS SHOWN

ITEM	QUANTITY
35-1/2" HIGH PALLET UNIT *	300
45-1/4" HIGH PALLET UNIT **	226

* INDICATED BY UNCIRCLED STACK HEIGHT NUMBER.

** INDICATED BY CIRCLED STACK HEIGHT NUMBER.



PLAN VIEW

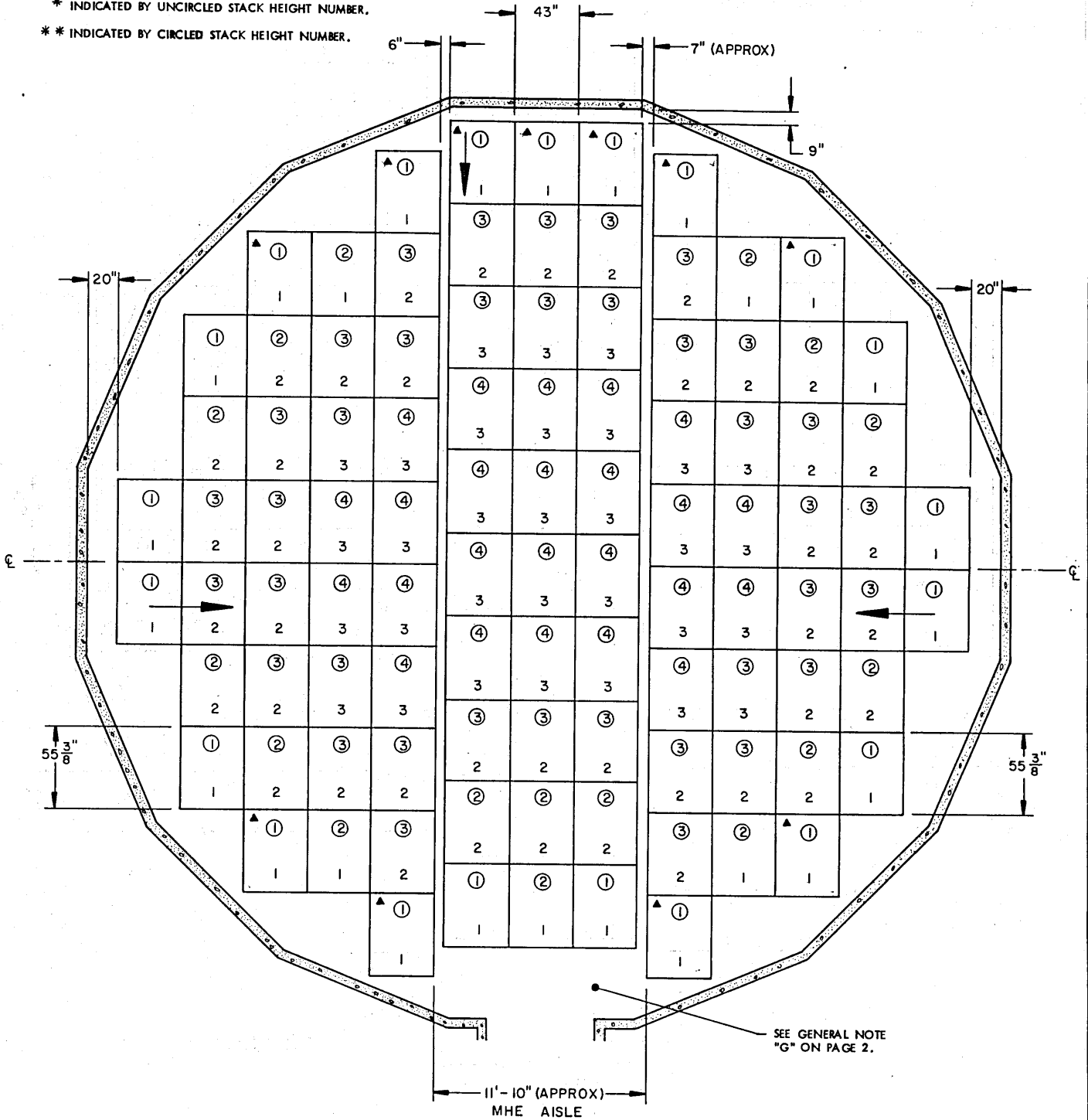
▲SEE GENERAL NOTE "D" ON PAGE 2.

STORAGE AS SHOWN

ITEM	QUANTITY
49" HIGH PALLET UNIT*	201
38-1/2" HIGH PALLET UNIT**	260

* INDICATED BY UNCIRCLED STACK HEIGHT NUMBER.

** INDICATED BY CIRCLED STACK HEIGHT NUMBER.



▲ SEE GENERAL NOTE "D" ON PAGE 2.

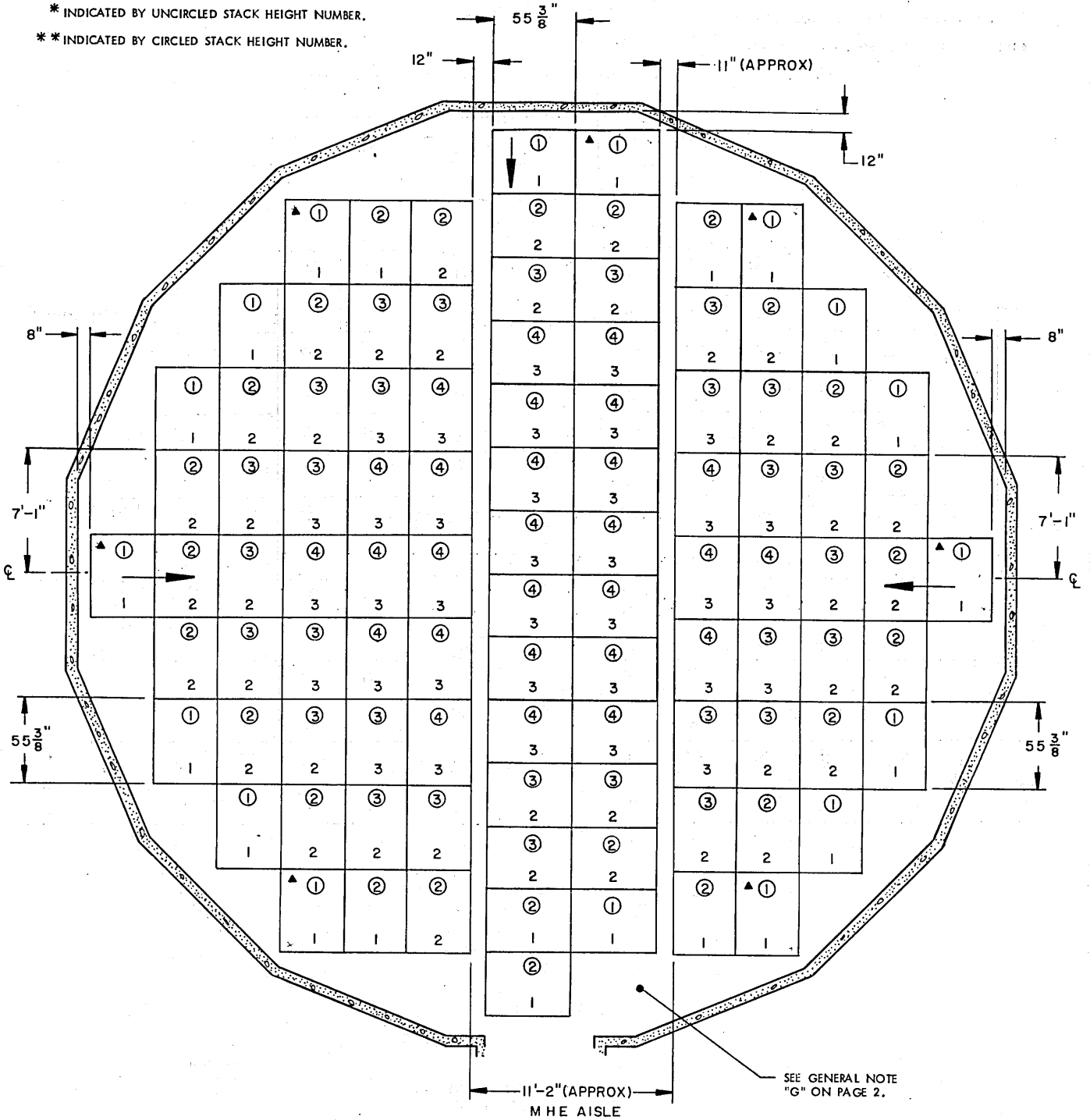
PLAN VIEW

STORAGE AS SHOWN

ITEM	QUANTITY
48-5/8" HIGH PALLET UNIT *	208
38" HIGH PALLET UNIT **	262

* INDICATED BY UNCIRCLED STACK HEIGHT NUMBER.

** INDICATED BY CIRCLED STACK HEIGHT NUMBER.



SEE GENERAL NOTE "G" ON PAGE 2.

PLAN VIEW

▲SEE GENERAL NOTE "D" ON PAGE 2.

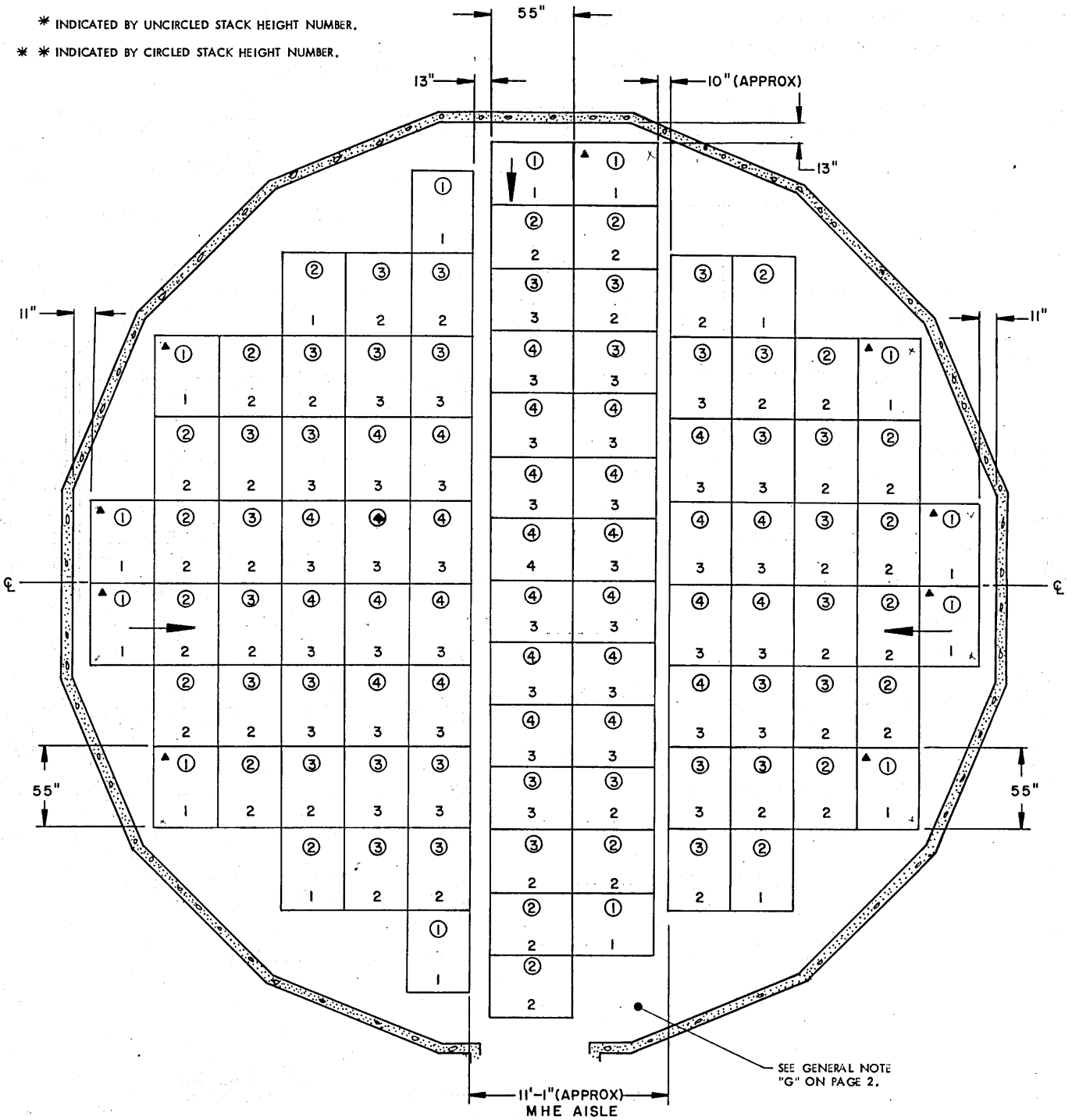
STORAGE AS SHOWN

ITEM QUANTITY

45-7/8" HIGH PALLET UNIT * ----- 220
 38-1/8" HIGH PALLET UNIT ** ----- 273

* INDICATED BY UNCIRCLED STACK HEIGHT NUMBER.

** INDICATED BY CIRCLED STACK HEIGHT NUMBER.



PLAN VIEW

▲ SEE GENERAL NOTE "D" ON PAGE 2.

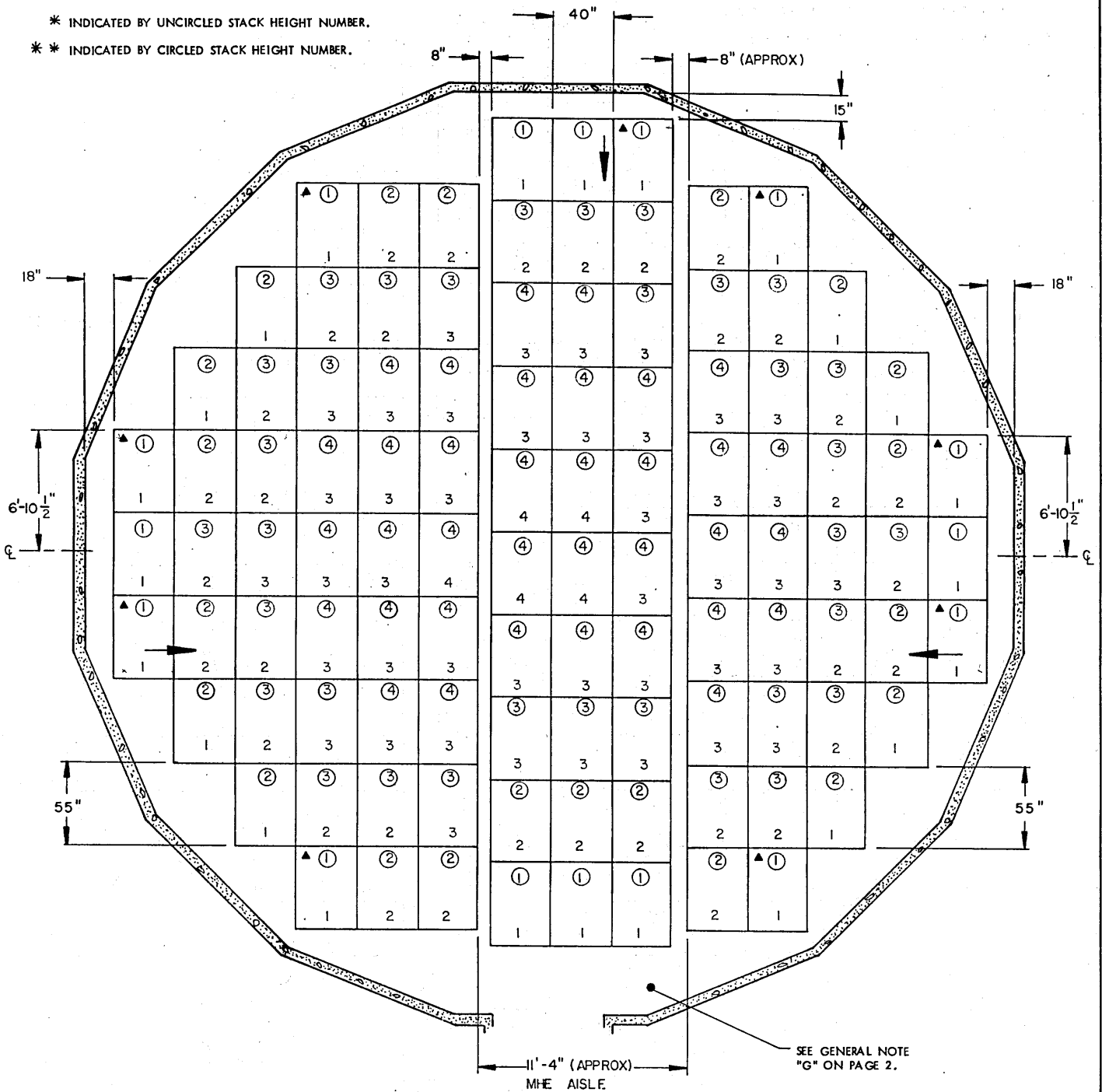
SEE GENERAL NOTE "G" ON PAGE 2.

STORAGE AS SHOWN

ITEM	QUANTITY
44-7/8" HIGH PALLET UNIT * -----	238
37-1/8" HIGH PALLET UNIT ** -----	297

* INDICATED BY UNCIRCLED STACK HEIGHT NUMBER.

** INDICATED BY CIRCLED STACK HEIGHT NUMBER.



PLAN VIEW

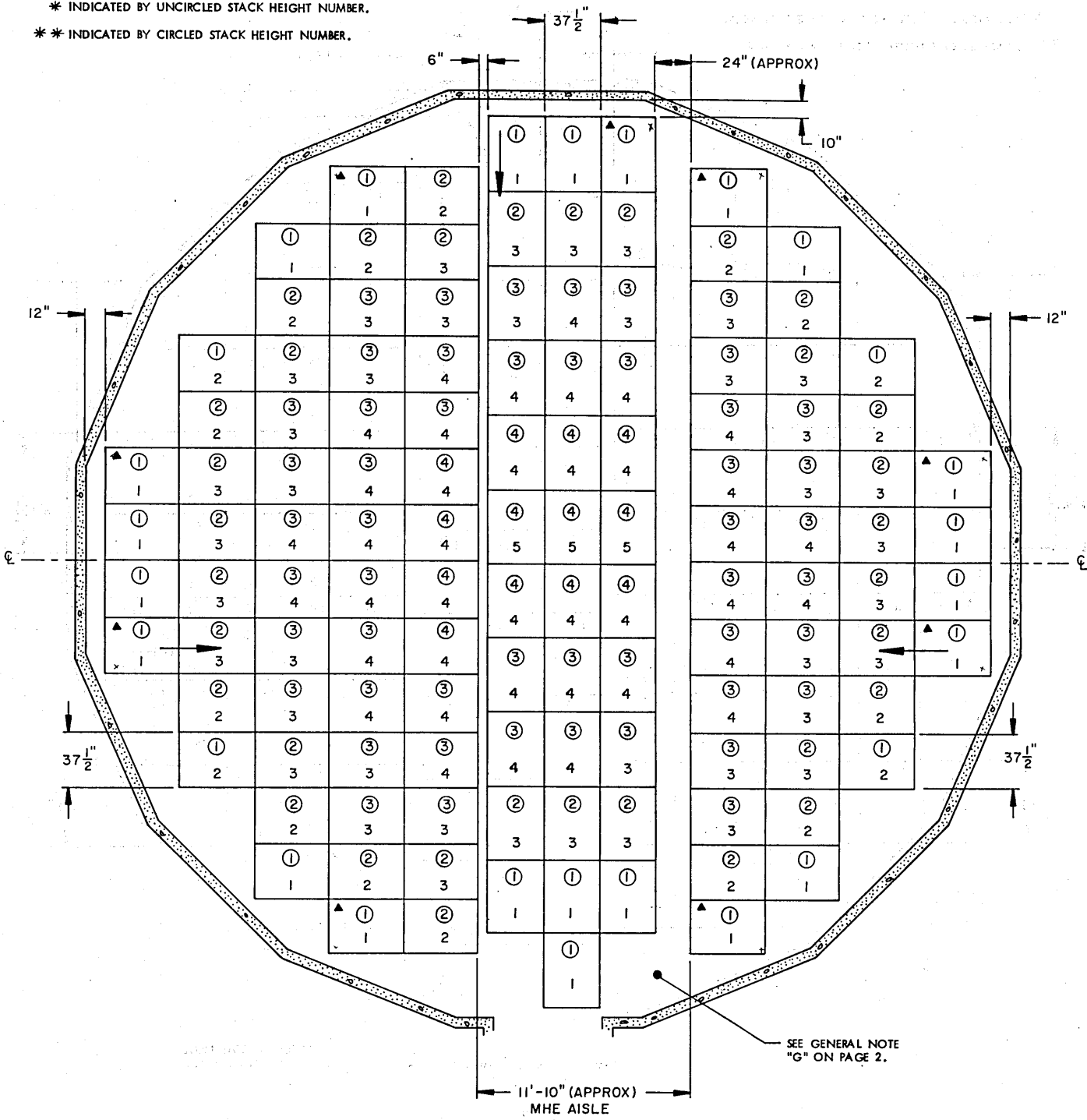
▲ SEE GENERAL NOTE "D" ON PAGE 2.

STORAGE AS SHOWN

ITEM	QUANTITY
36" HIGH PALLET UNIT *	353
41-15/16" HIGH PALLET UNIT **	297

* INDICATED BY UNCIRCLED STACK HEIGHT NUMBER.

** INDICATED BY CIRCLED STACK HEIGHT NUMBER.



PLAN VIEW

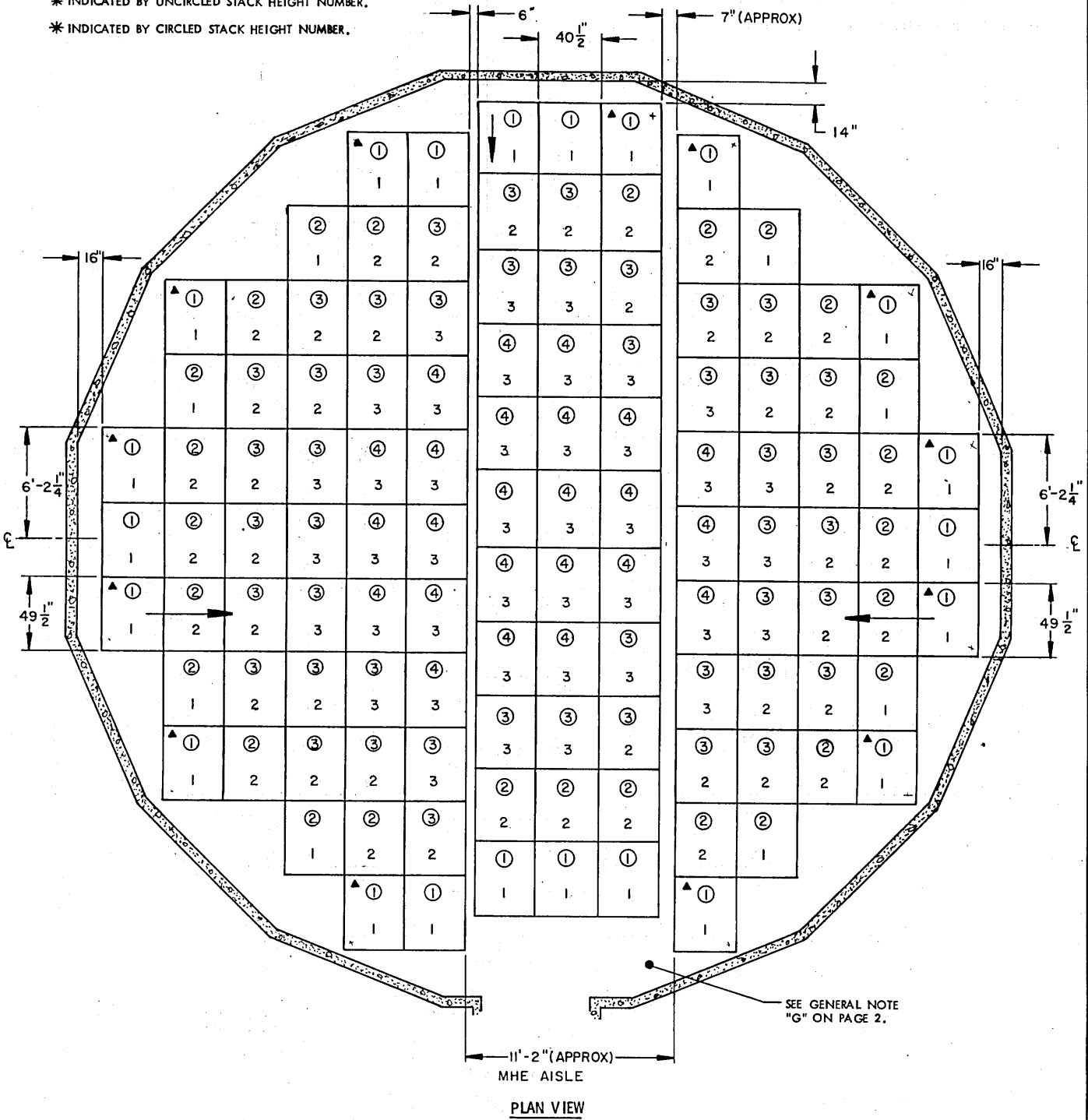
▲ SEE GENERAL NOTE "D" ON PAGE 2.

SEE GENERAL NOTE "G" ON PAGE 2.

STORAGE AS SHOWN

ITEM	QUANTITY
47-1/8" HIGH PALLET UNIT*	248
40-7/16" HIGH PALLET UNIT**	308

* INDICATED BY UNCIRCLED STACK HEIGHT NUMBER.
 ** INDICATED BY CIRCLED STACK HEIGHT NUMBER.

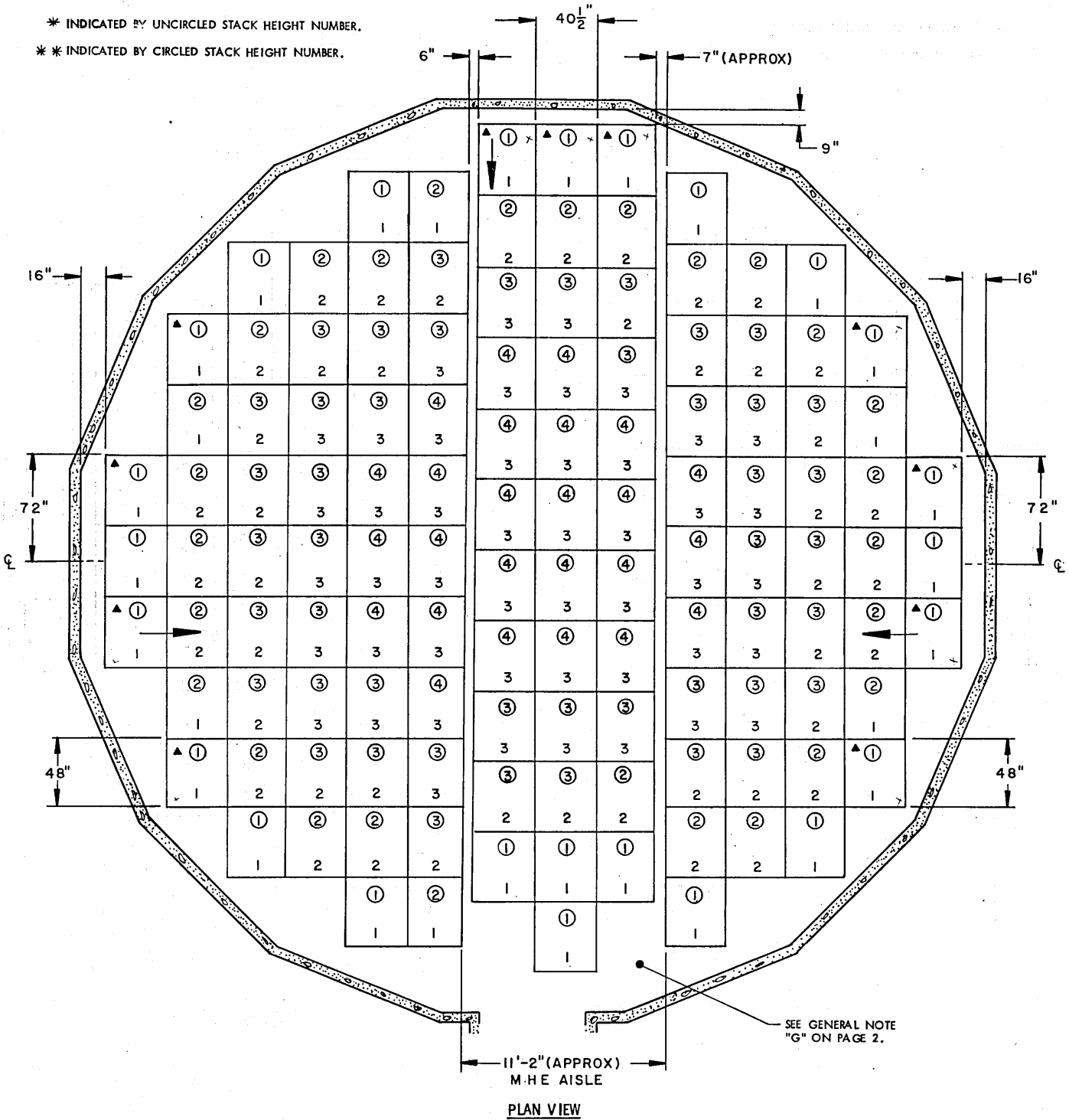


▲ SEE GENERAL NOTE "D" ON PAGE 2.

STORAGE AS SHOWN

ITEM	QUANTITY
47" HIGH PALLET UNIT *	262
40-1/4" HIGH PALLET UNIT **	316

* INDICATED BY UNCIRCLED STACK HEIGHT NUMBER.
 ** INDICATED BY CIRCLED STACK HEIGHT NUMBER.



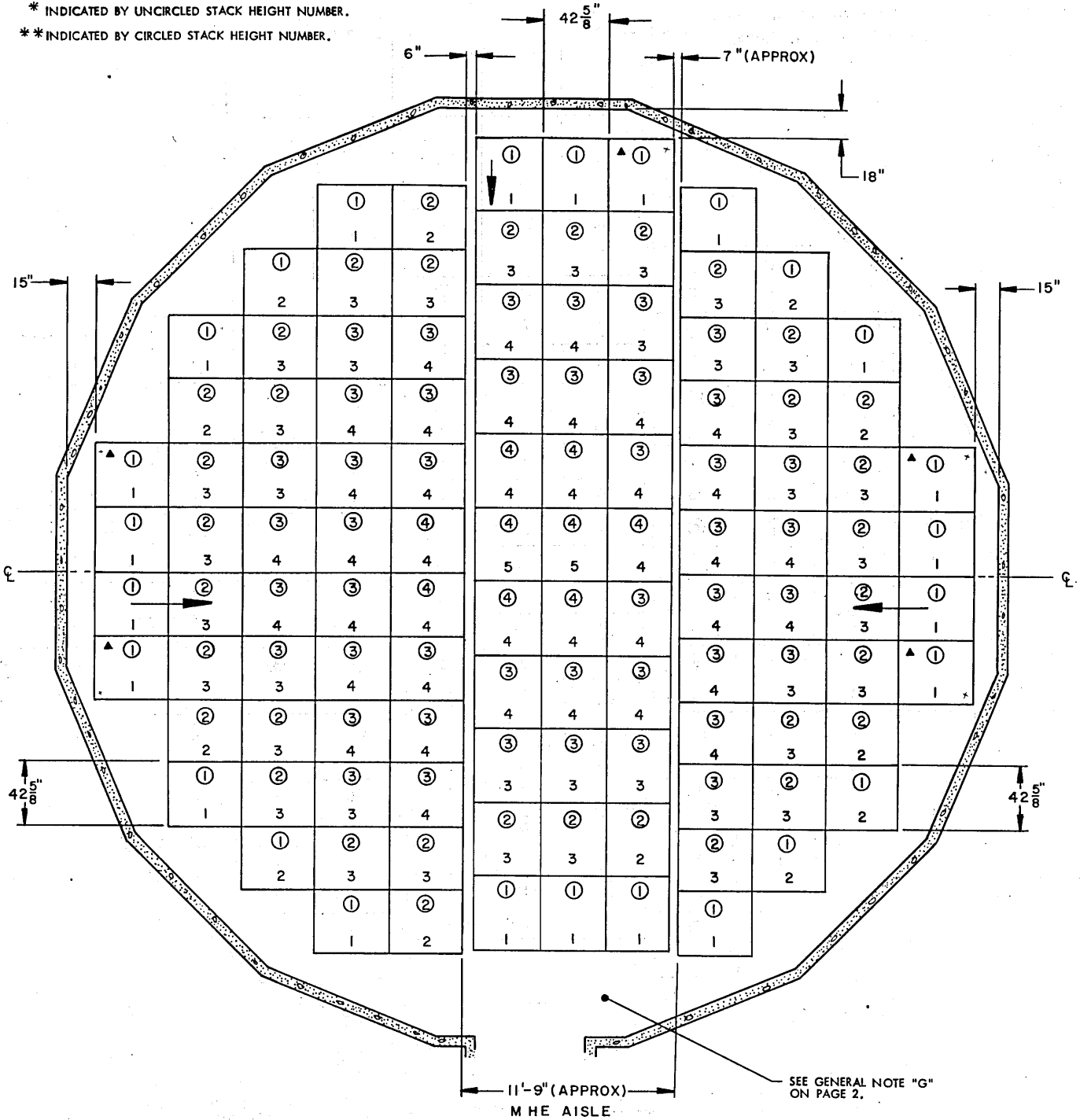
▲SEE GENERAL NOTE "D" ON PAGE 2.

STORAGE AS SHOWN

ITEM	QUANTITY
36-1/4" HIGH PALLET UNIT*	327
44" HIGH PALLET UNIT**	262

* INDICATED BY UNCIRCLED STACK HEIGHT NUMBER.

** INDICATED BY CIRCLED STACK HEIGHT NUMBER.



PLAN VIEW

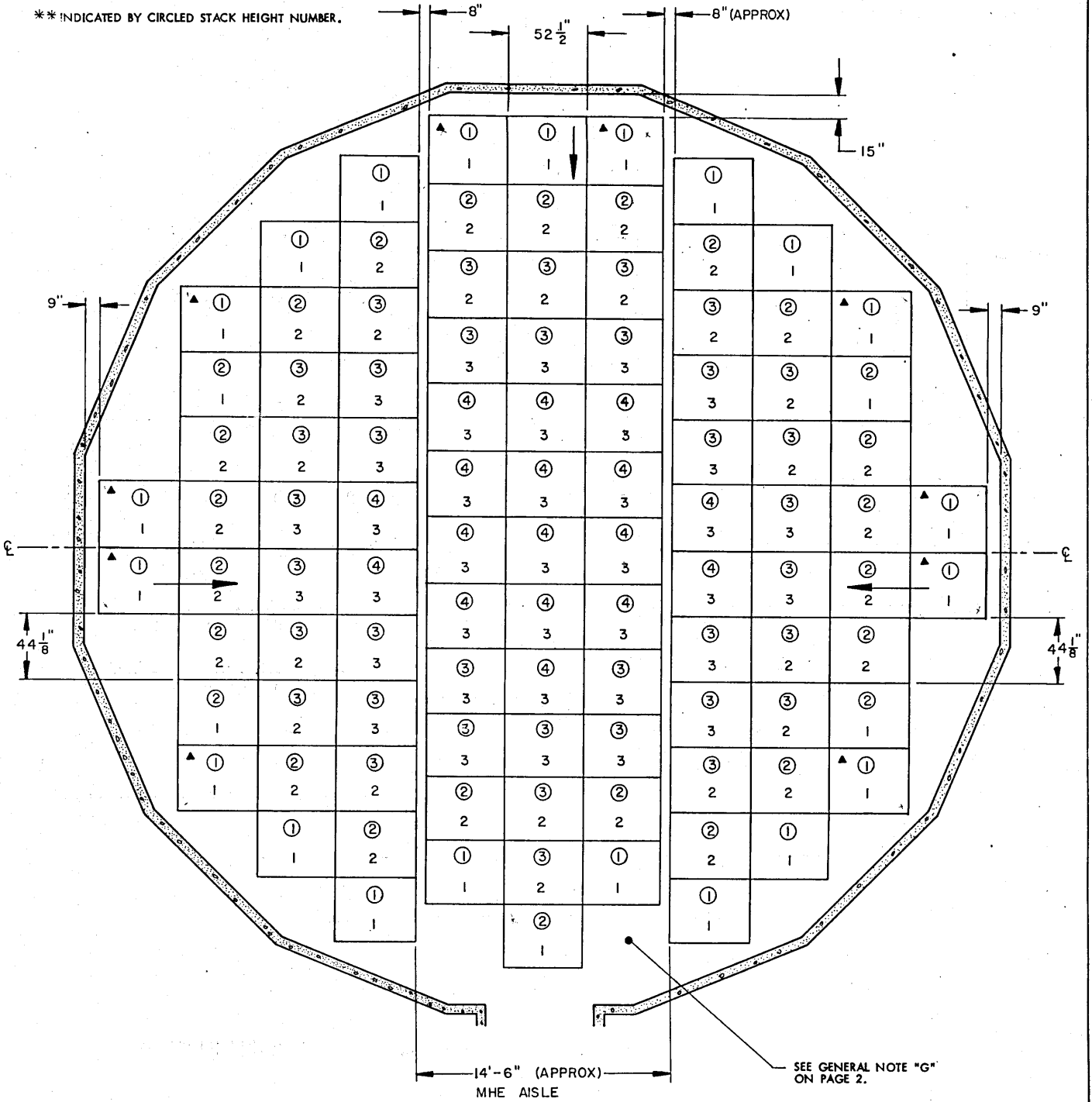
▲ SEE GENERAL NOTE "D" ON PAGE 2.

STORAGE AS SHOWN

ITEM	QUANTITY
49" HIGH PALLET UNIT *	213
40-5/8" HIGH PALLET UNIT **	252

* INDICATED BY UNCIRCLED STACK HEIGHT NUMBER.

** INDICATED BY CIRCLED STACK HEIGHT NUMBER.



PLAN VIEW

▲ SEE GENERAL NOTE "D" ON PAGE 2.

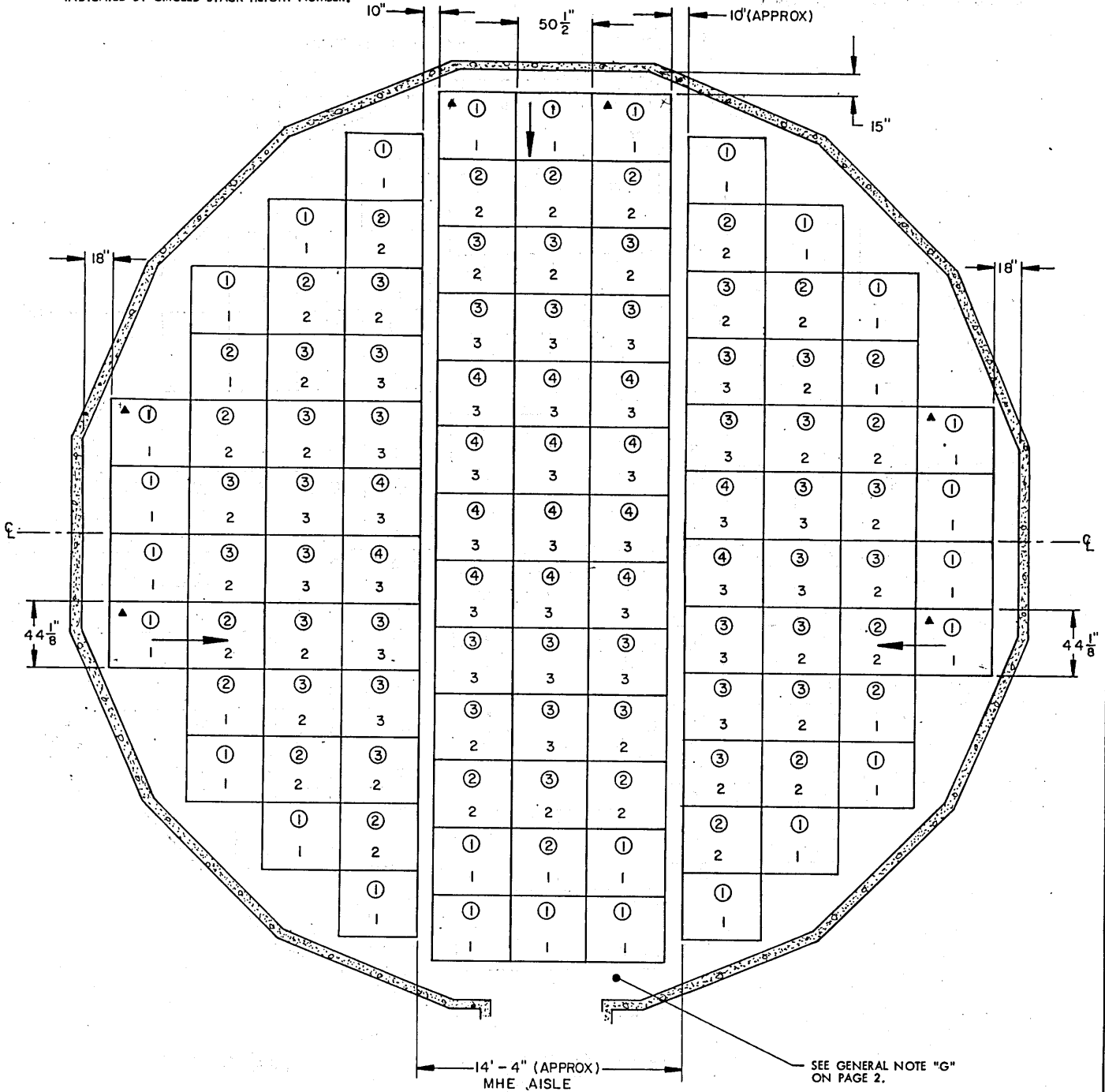
SEE GENERAL NOTE "G" ON PAGE 2.

STORAGE AS SHOWN

ITEM	QUANTITY
48-3/4" HIGH PALLET UNIT*	216
40-1/4" HIGH PALLET UNIT**	299

* INDICATED BY UNCIRCLED STACK HEIGHT NUMBER.

** INDICATED BY CIRCLED STACK HEIGHT NUMBER.



PLAN VIEW

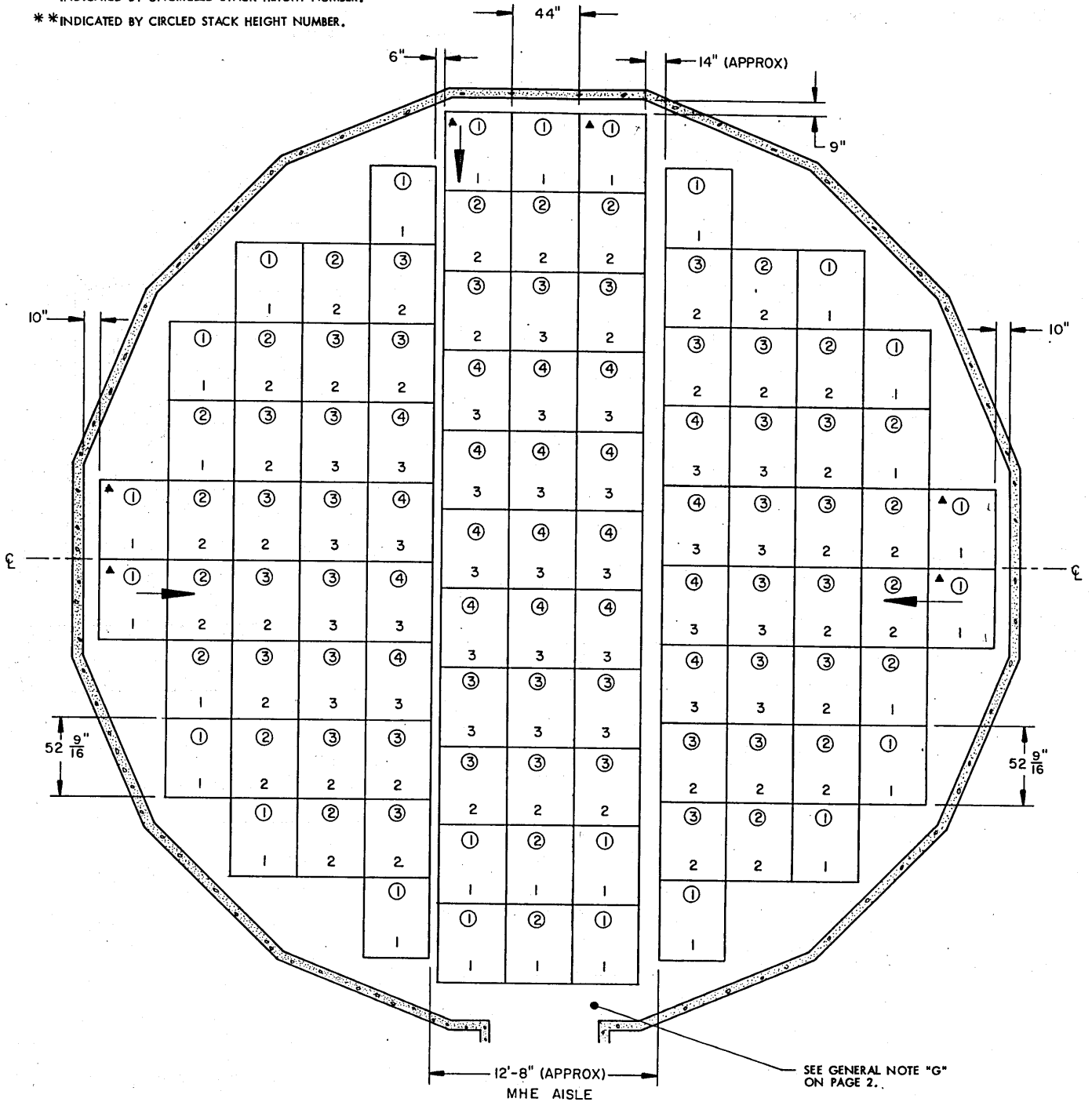
▲ SEE GENERAL NOTE "D" ON PAGE 2.

STORAGE AS SHOWN

ITEM	QUANTITY
49" HIGH PALLET UNIT *	205
40-5/8" HIGH PALLET UNIT **	256

* INDICATED BY UNCIRCLED STACK HEIGHT NUMBER.

** INDICATED BY CIRCLED STACK HEIGHT NUMBER.



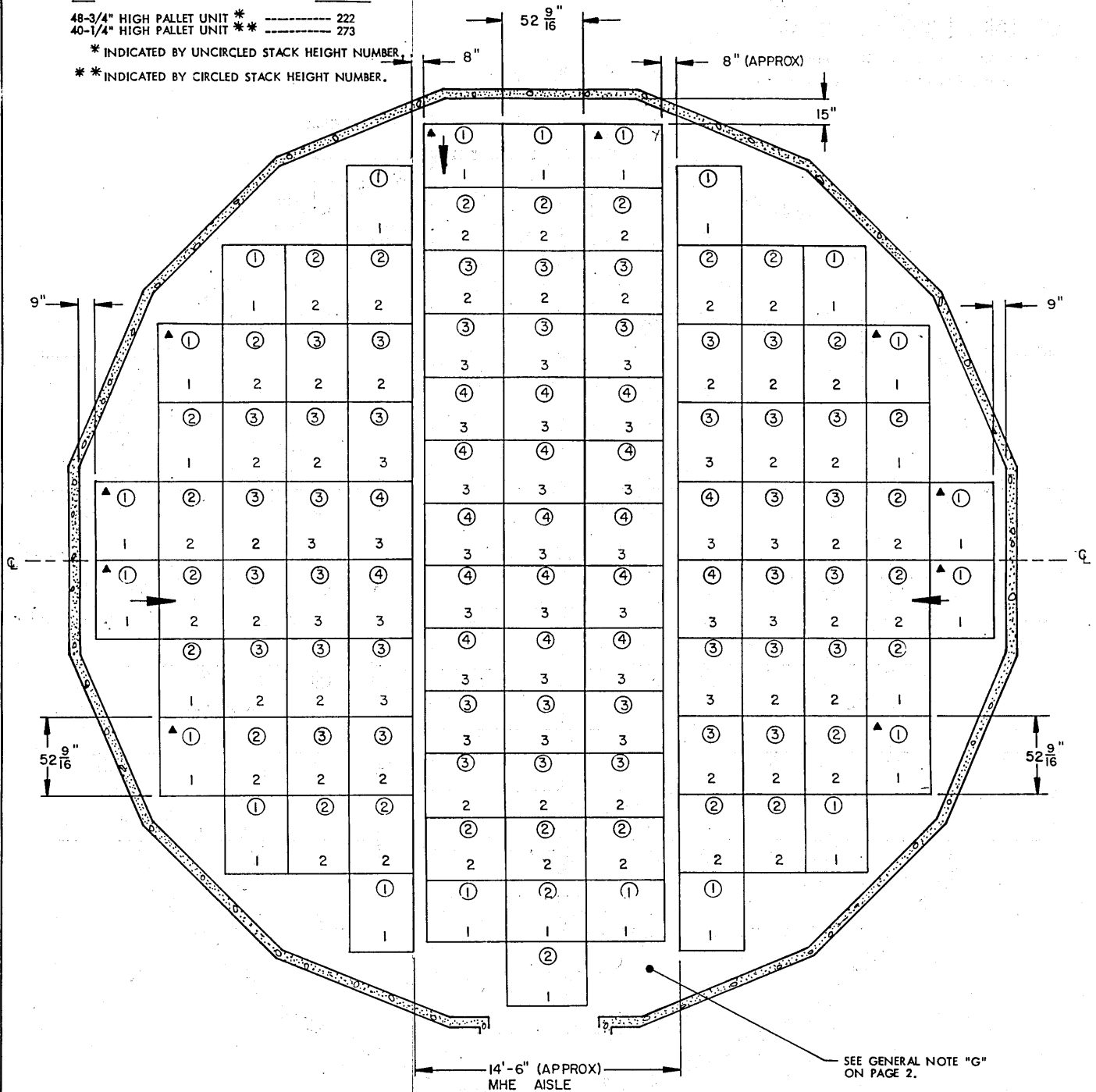
PLAN VIEW

▲ SEE GENERAL NOTE "D" ON PAGE 2.

STORAGE AS SHOWN

ITEM	QUANTITY
48-3/4" HIGH PALLET UNIT *	222
40-1/4" HIGH PALLET UNIT **	273

* INDICATED BY UNCIRCLED STACK HEIGHT NUMBER.
 ** INDICATED BY CIRCLED STACK HEIGHT NUMBER.



PLAN VIEW

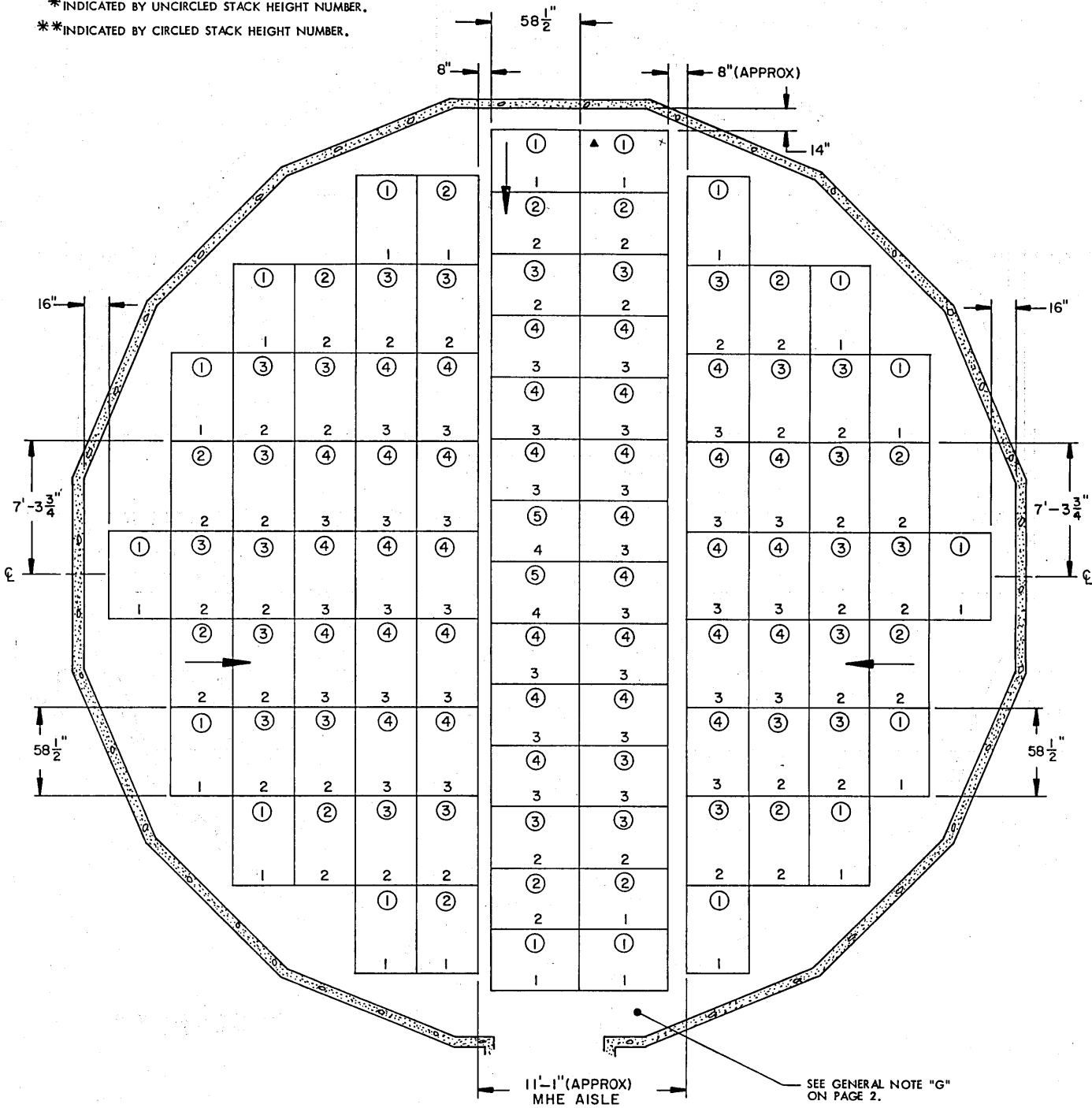
▲ SEE GENERAL NOTE "D" ON PAGE 2.

SEE GENERAL NOTE "G" ON PAGE 2.

STORAGE AS SHOWN

ITEM	QUANTITY
46-1/4" HIGH PALLET UNIT*	208
36-1/2" HIGH PALLET UNIT**	273

* INDICATED BY UNCIRCLED STACK HEIGHT NUMBER.
 ** INDICATED BY CIRCLED STACK HEIGHT NUMBER.



PLAN VIEW

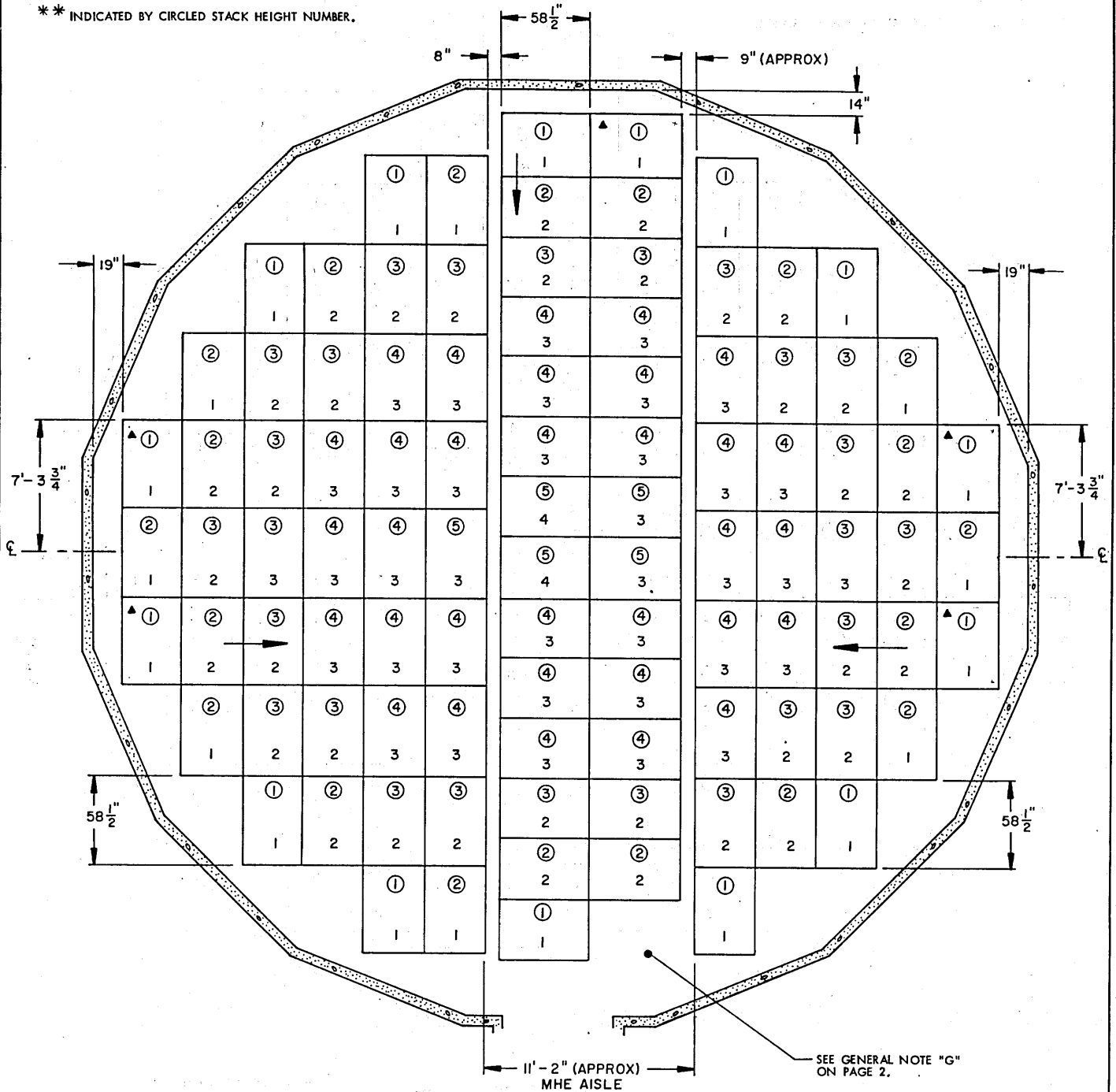
▲ SEE GENERAL NOTE "D" ON PAGE 2.

STORAGE AS SHOWN

ITEM	QUANTITY
45-7/8" HIGH PALLET UNIT *	201
36" HIGH PALLET UNIT **	286

* INDICATED BY UNCIRCLED STACK HEIGHT NUMBER.

** INDICATED BY CIRCLED STACK HEIGHT NUMBER.



PLAN VIEW

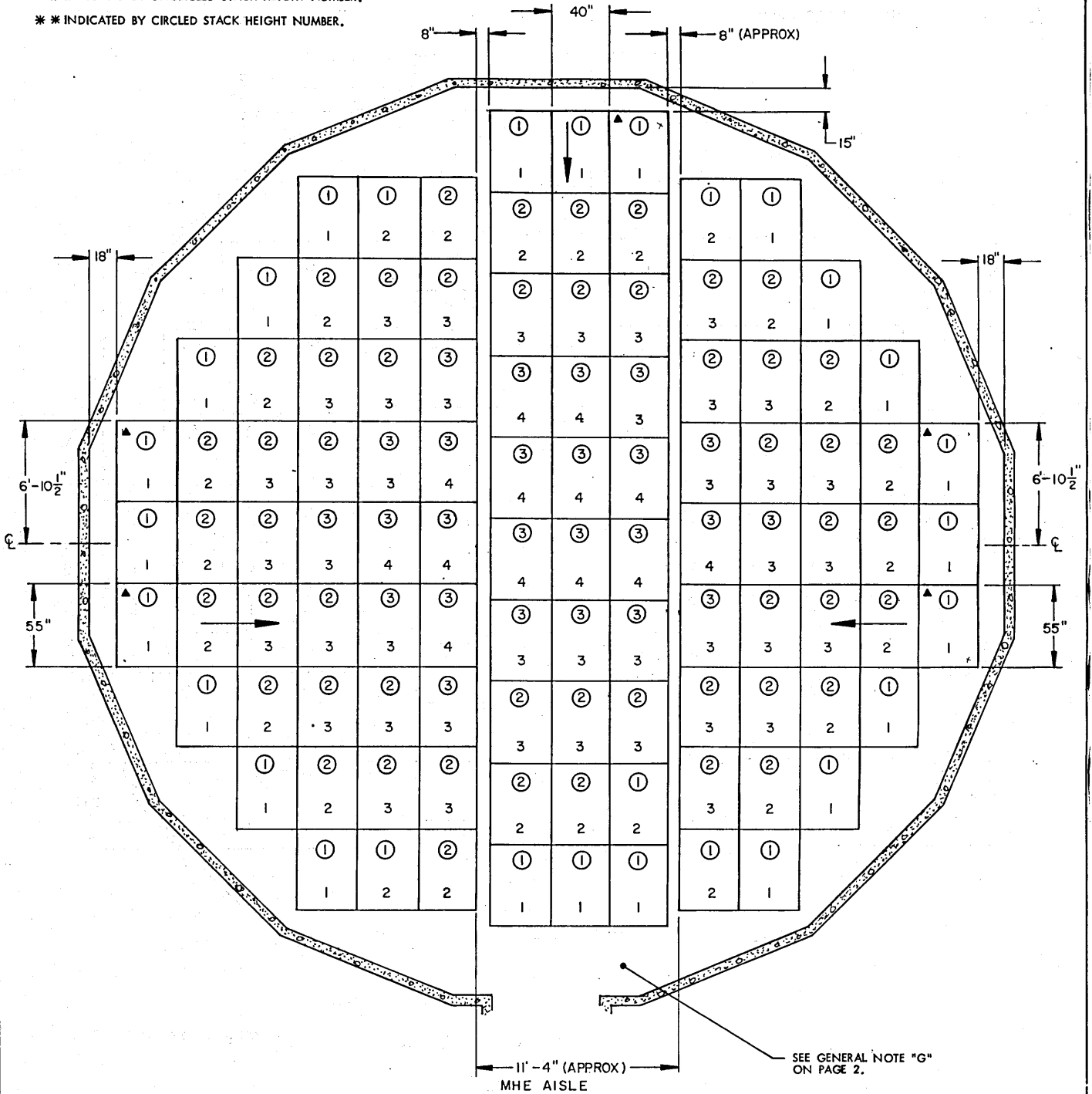
▲ SEE GENERAL NOTE "D" ON PAGE 2.

STORAGE AS SHOWN

ITEM	QUANTITY
42-5/8" HIGH PALLET UNIT *	254
51-5/8" HIGH PALLET UNIT **	206

* INDICATED BY UNCIRCLED STACK HEIGHT NUMBER.

** INDICATED BY CIRCLED STACK HEIGHT NUMBER.



SEE GENERAL NOTE "G" ON PAGE 2.

PLAN VIEW

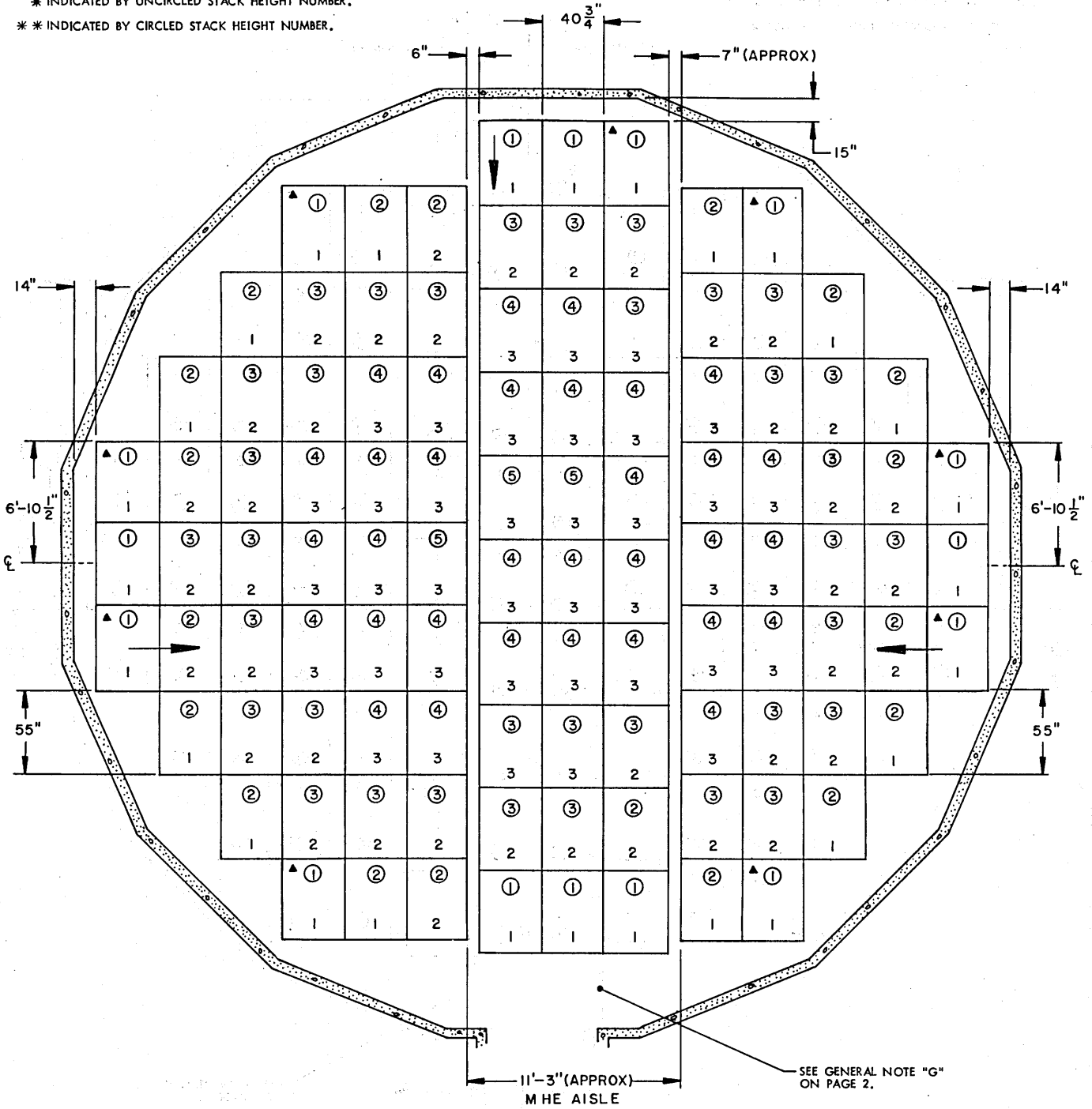
▲ SEE GENERAL NOTE "D" ON PAGE 2.

STORAGE AS SHOWN

ITEM	QUANTITY
46-1/4" HIGH PALLET UNIT *	220
35-1/2" HIGH PALLET UNIT **	302

* INDICATED BY UNCIRCLED STACK HEIGHT NUMBER.

** INDICATED BY CIRCLED STACK HEIGHT NUMBER.



PLAN VIEW

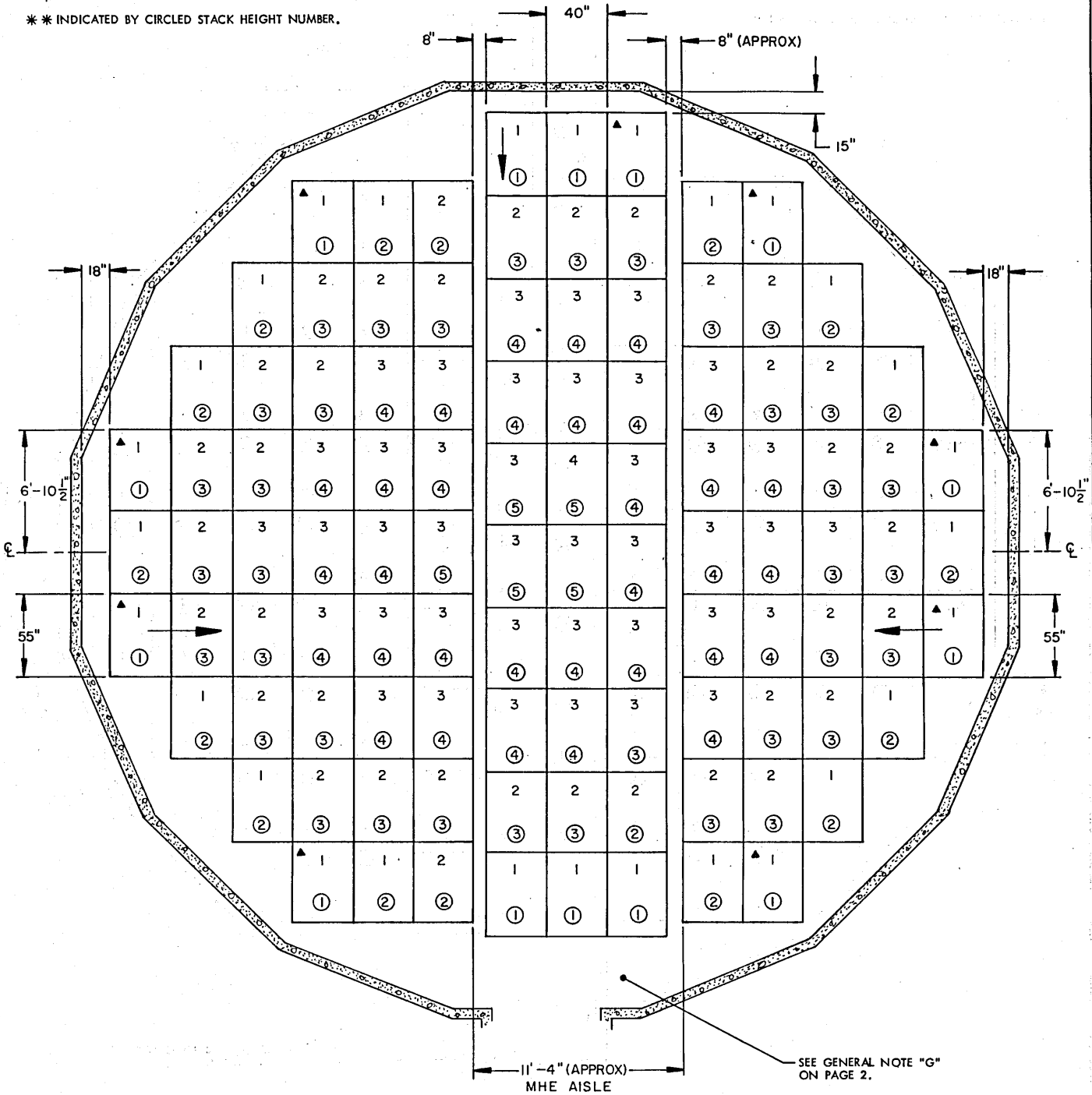
▲ SEE GENERAL NOTE "D" ON PAGE 2.

STORAGE AS SHOWN

ITEM	QUANTITY
45-7/8" HIGH PALLET UNIT *	224
35-7/8" HIGH PALLET UNIT **	313

* INDICATED BY UNCIRCLED STACK HEIGHT NUMBER.

** INDICATED BY CIRCLED STACK HEIGHT NUMBER.



PLAN VIEW

▲ SEE GENERAL NOTE "D" ON PAGE 2.

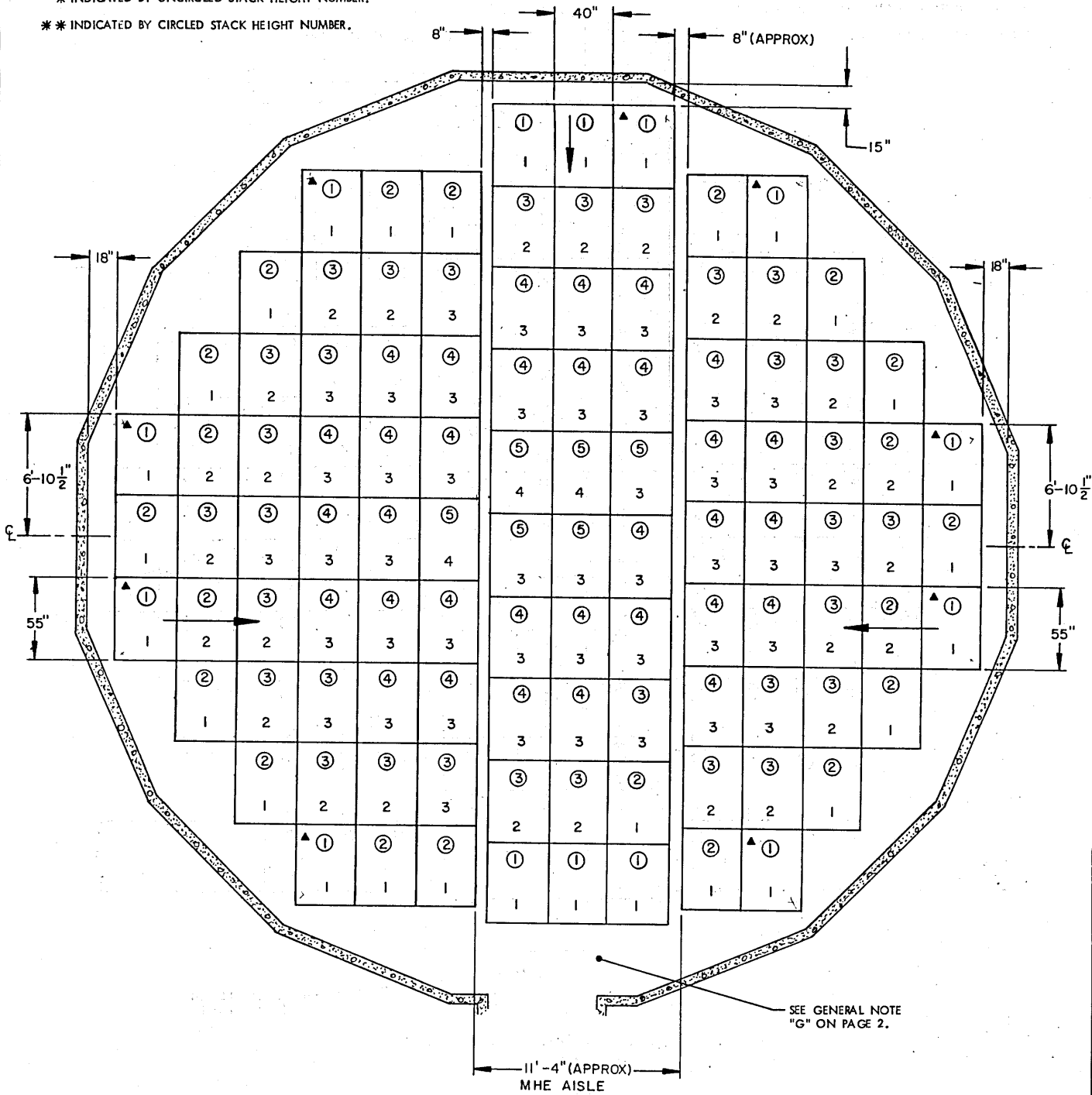
STORAGE AS SHOWN

ITEM QUANTITY

45-1/2" HIGH PALLET UNIT * ----- 229
 35-1/2" HIGH PALLET UNIT ** ----- 310

* INDICATED BY UNCIRCLED STACK HEIGHT NUMBER.

** INDICATED BY CIRCLED STACK HEIGHT NUMBER.



PLAN VIEW

▲ SEE GENERAL NOTE "D" ON PAGE 2.

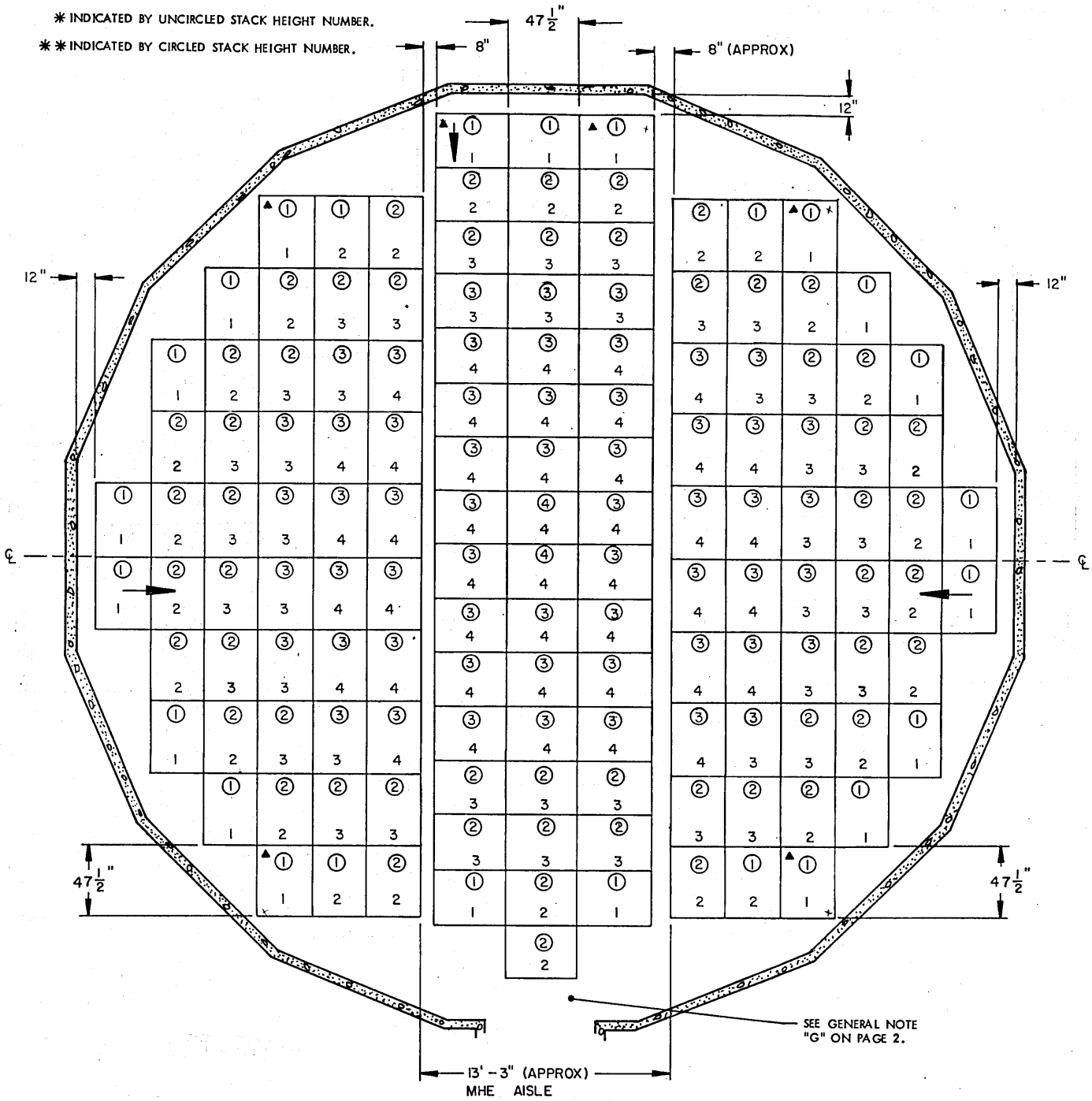
SEE GENERAL NOTE "G" ON PAGE 2.

STORAGE AS SHOWN

ITEM	QUANTITY
38-1/2" HIGH PALLET UNIT * -----	387
46-1/8" HIGH PALLET UNIT * * -----	312

* INDICATED BY UNCIRCLED STACK HEIGHT NUMBER.

** INDICATED BY CIRCLED STACK HEIGHT NUMBER.



PLAN VIEW

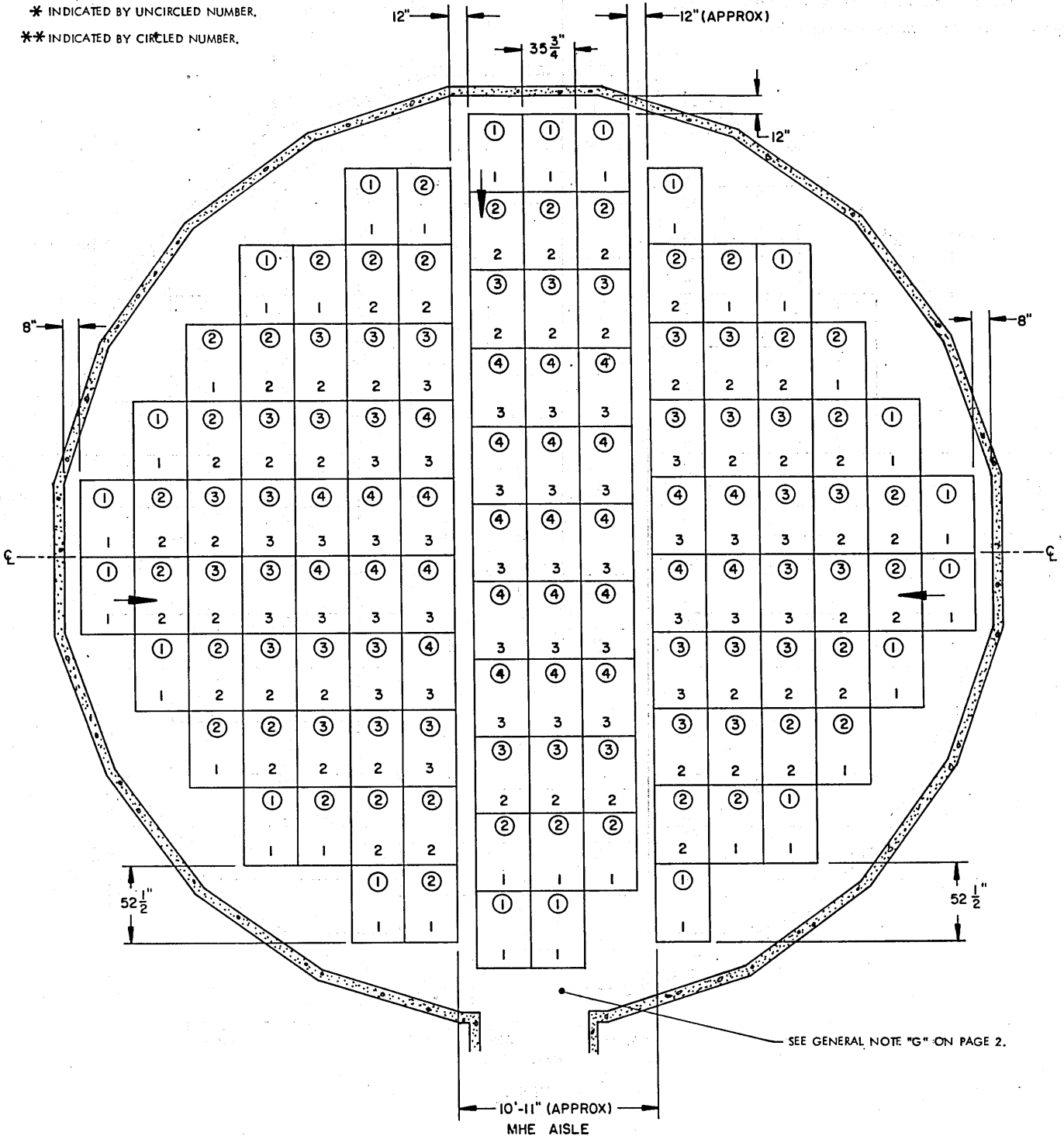
▲ SEE GENERAL NOTE "D" ON PAGE 2.

STORAGE AS SHOWN

ITEM	QUANTITY
49" HIGH PALLET UNIT *	239
40-5/8" HIGH PALLET UNIT **	305

* INDICATED BY UNCIRCLED NUMBER.

** INDICATED BY CIRCLED NUMBER.



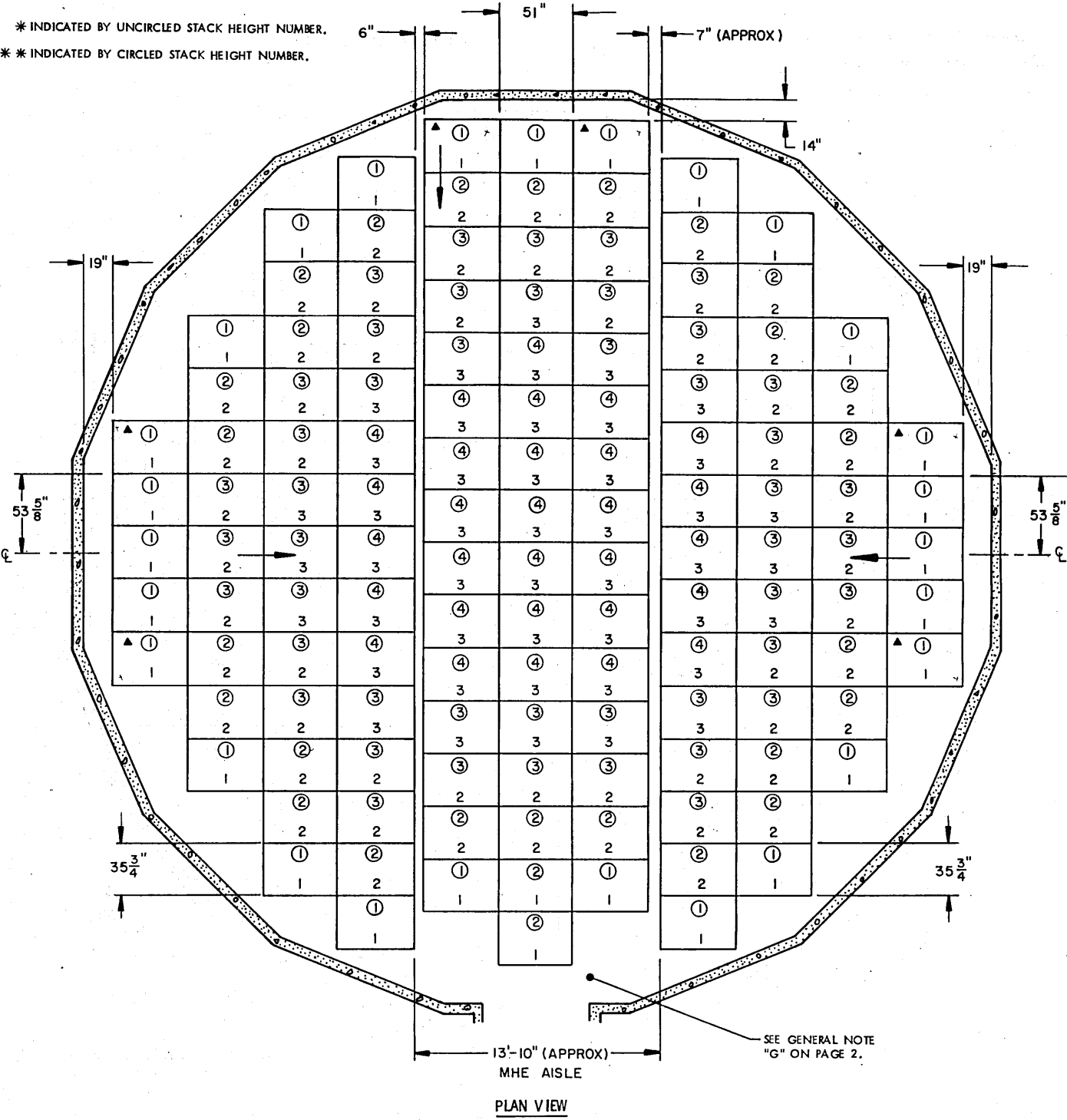
PLAN VIEW

▲ SEE GENERAL NOTE "D" ON PAGE 2.

STORAGE AS SHOWN

ITEM	QUANTITY
40-3/4" HIGH PALLET UNIT *	276
40-3/8" HIGH PALLET UNIT **	337

* INDICATED BY UNCIRCLED STACK HEIGHT NUMBER.
 ** INDICATED BY CIRCLED STACK HEIGHT NUMBER.



PLAN VIEW

SEE GENERAL NOTE "G" ON PAGE 2.

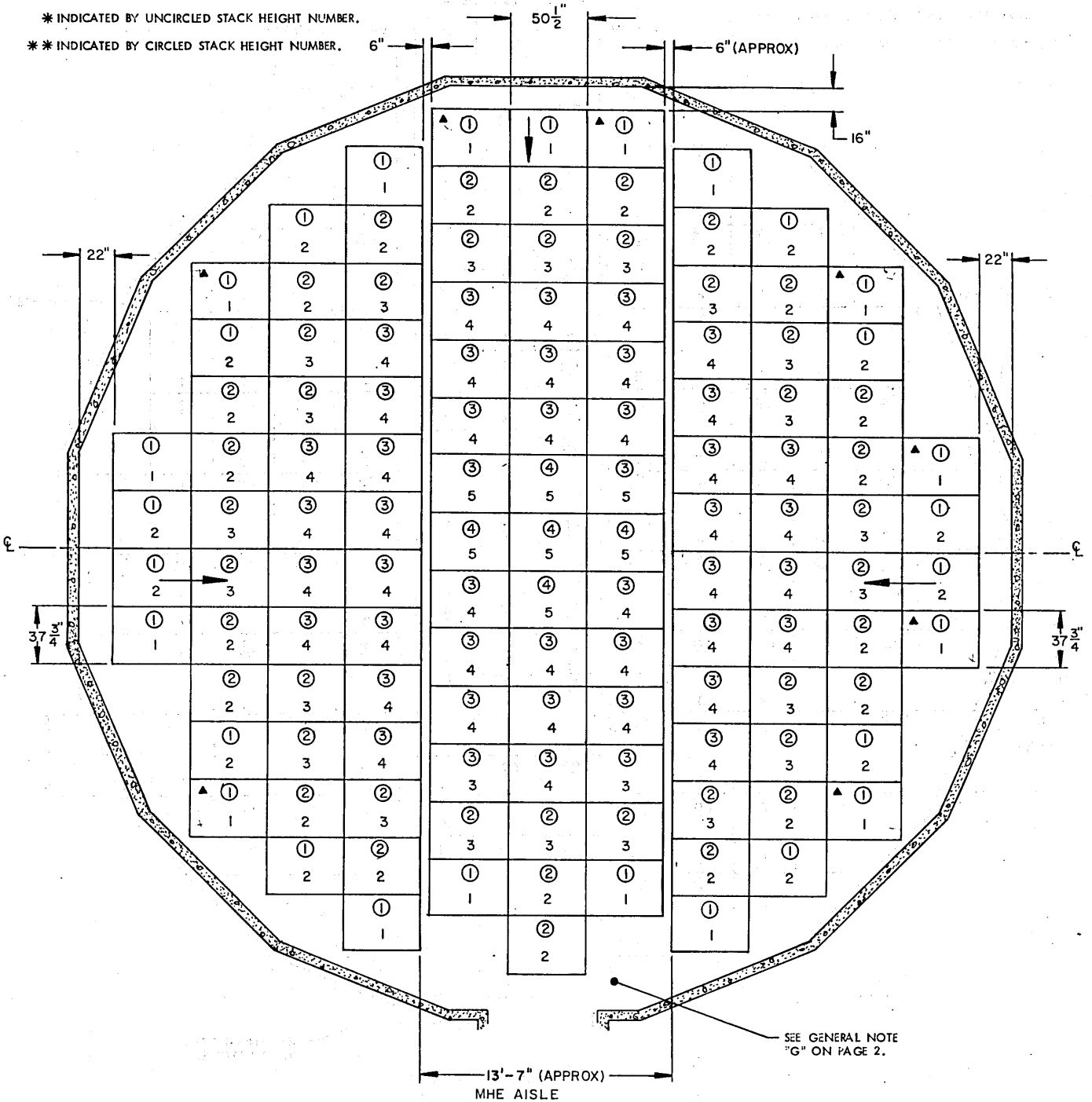
▲ SEE GENERAL NOTE "D" ON PAGE 2.

STORAGE AS SHOWN

ITEM	QUANTITY
35-5/8" HIGH PALLET UNIT *	358
45-3/8" HIGH PALLET UNIT **	273

* INDICATED BY UNCIRCLED STACK HEIGHT NUMBER.

** INDICATED BY CIRCLED STACK HEIGHT NUMBER.



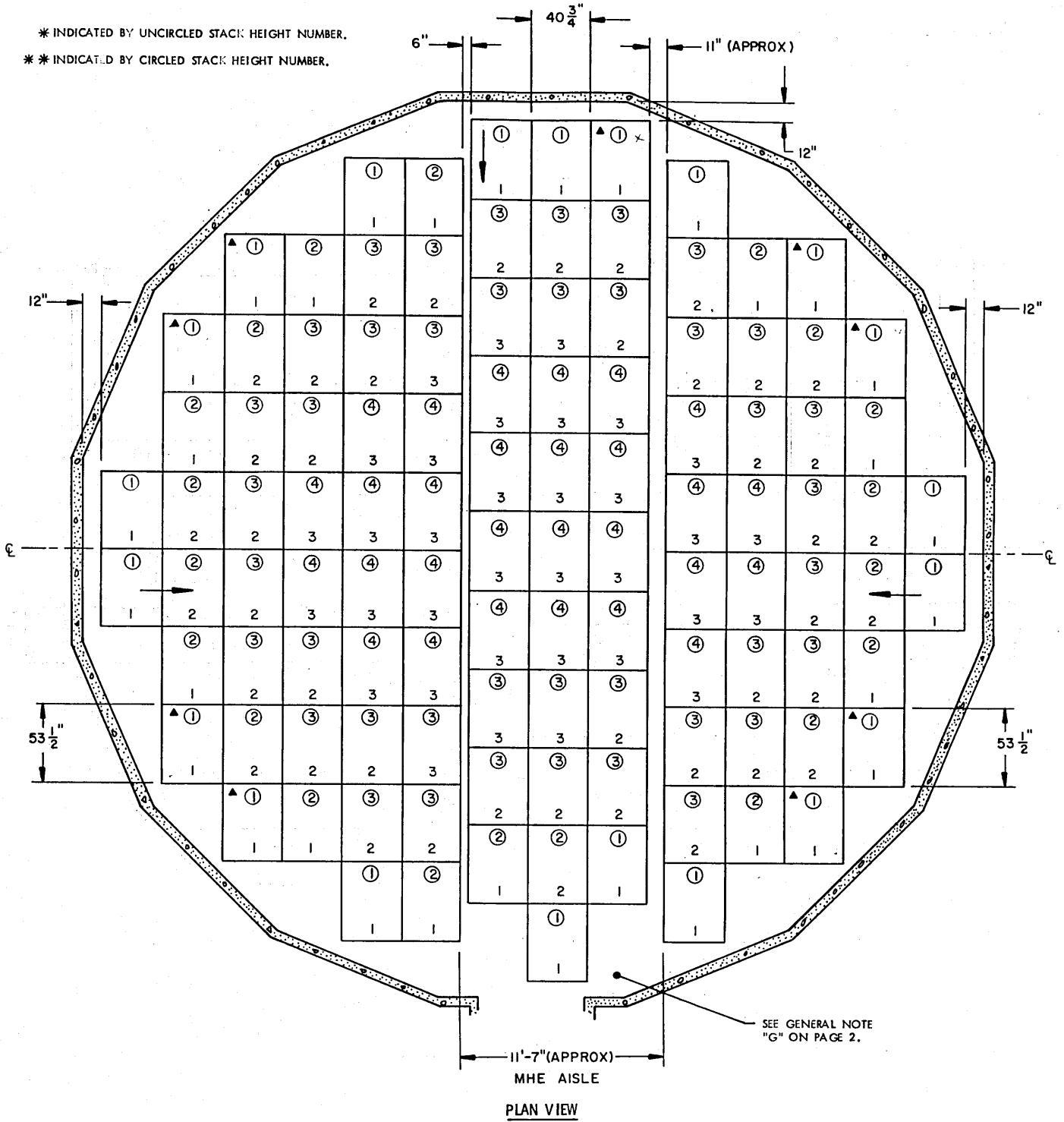
PLAN VIEW

▲ SEE GENERAL NOTE "D" ON PAGE 2.

STORAGE AS SHOWN

ITEM	QUANTITY
49" HIGH PALLET UNIT*	220
38-1/2" HIGH PALLET UNIT**	293

* INDICATED BY UNCIRCLED STACK HEIGHT NUMBER.
 ** INDICATED BY CIRCLED STACK HEIGHT NUMBER.



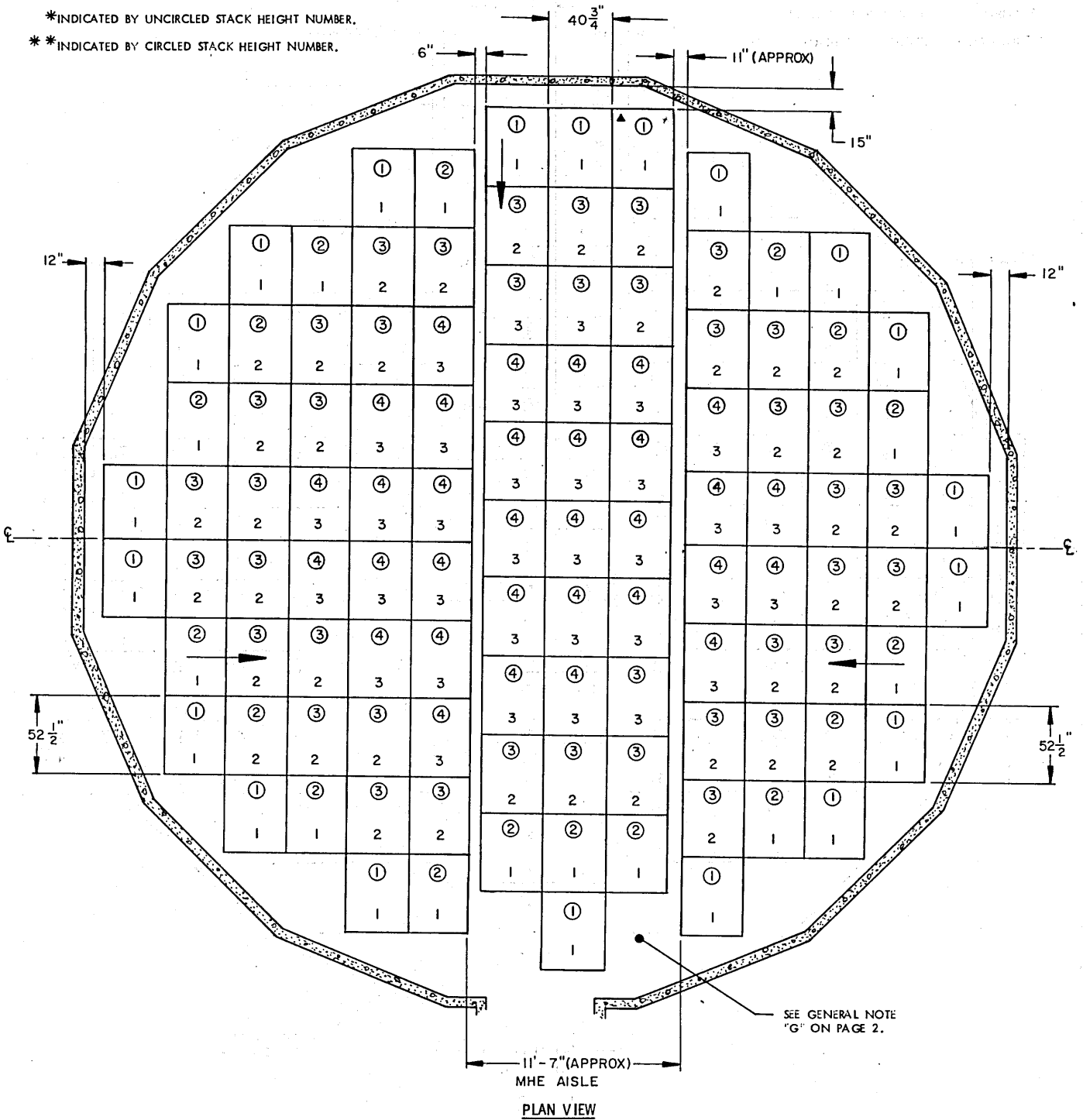
▲ SEE GENERAL NOTE "D" ON PAGE 2.

STORAGE AS SHOWN

ITEM	QUANTITY
48-1/2" HIGH PALLET UNIT*	220
37-7/8" HIGH PALLET UNIT**	302

*INDICATED BY UNCIRCLED STACK HEIGHT NUMBER.

**INDICATED BY CIRCLED STACK HEIGHT NUMBER.

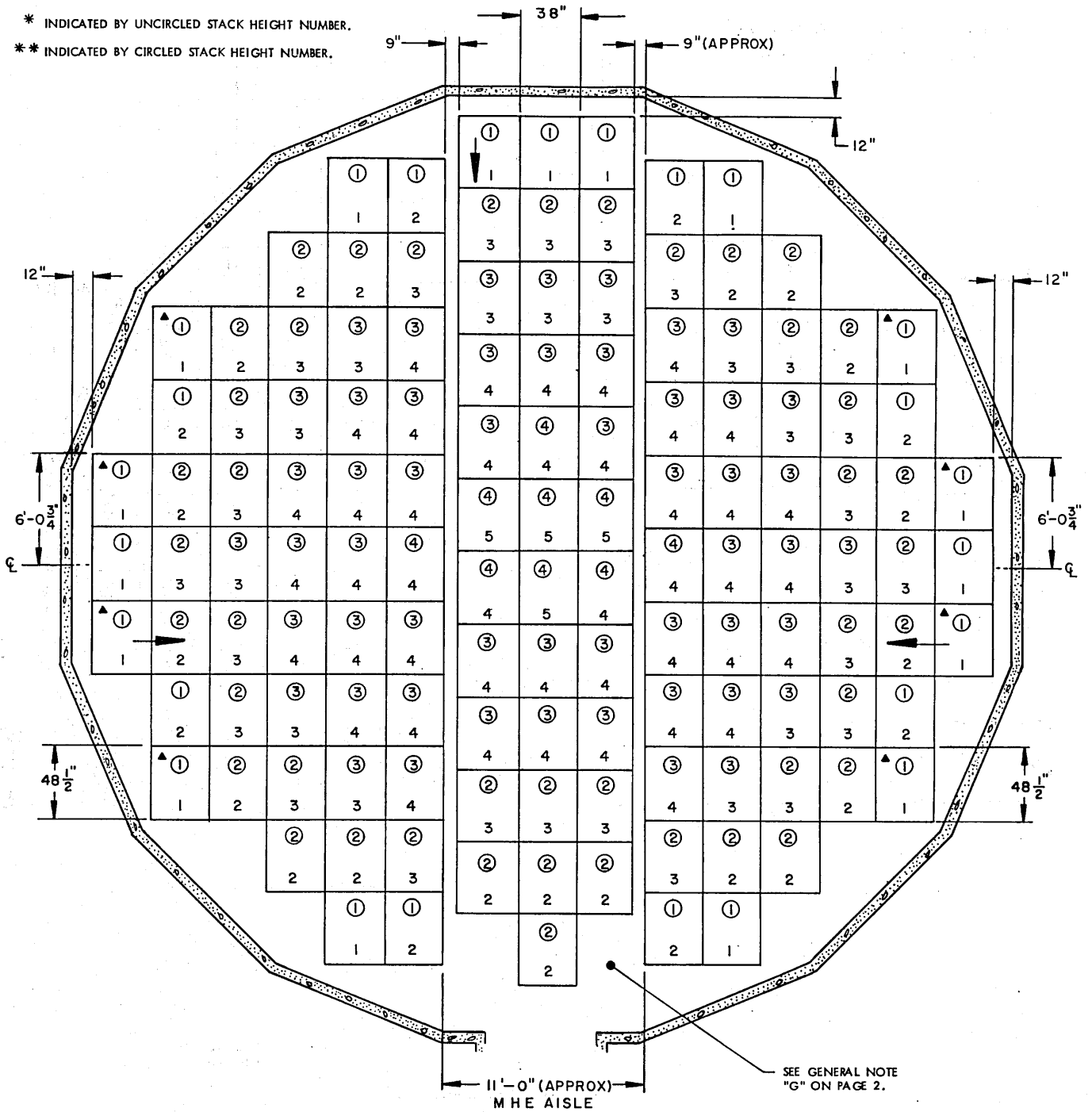


▲ SEE GENERAL NOTE "D" ON PAGE 2.

STORAGE AS SHOWN

ITEM	QUANTITY
36-3/4" HIGH PALLET UNIT *	380
44-3/8" HIGH PALLET UNIT **	305

* INDICATED BY UNCIRCLED STACK HEIGHT NUMBER.
 ** INDICATED BY CIRCLED STACK HEIGHT NUMBER.



PLAN VIEW

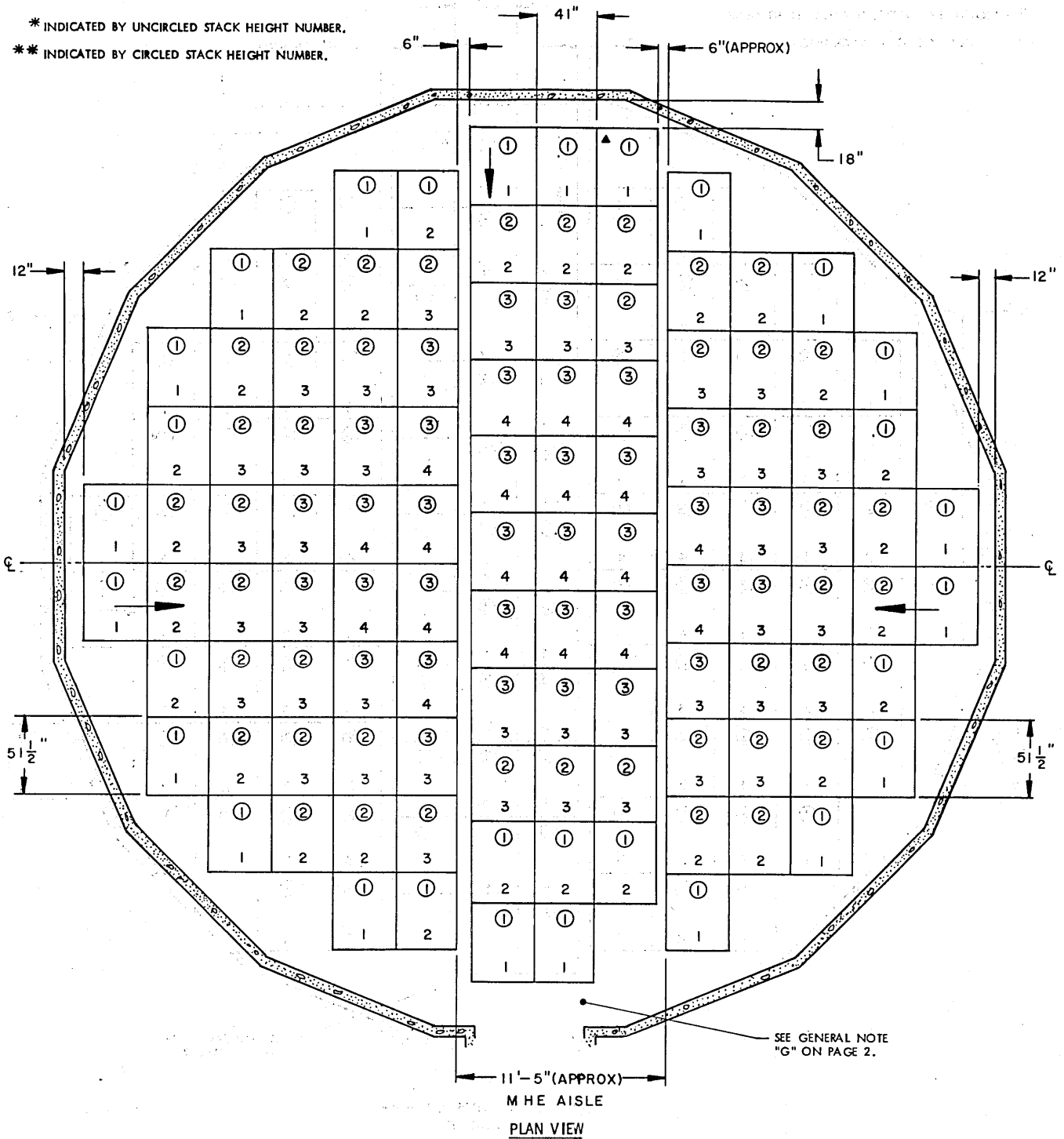
▲ SEE GENERAL NOTE "D" ON PAGE 2.

STORAGE AS SHOWN

ITEM	QUANTITY
40-1/2" HIGH PALLET UNIT * -----	280
48-7/8" HIGH PALLET UNIT ** -----	225

* INDICATED BY UNCIRCLED STACK HEIGHT NUMBER.

** INDICATED BY CIRCLED STACK HEIGHT NUMBER.



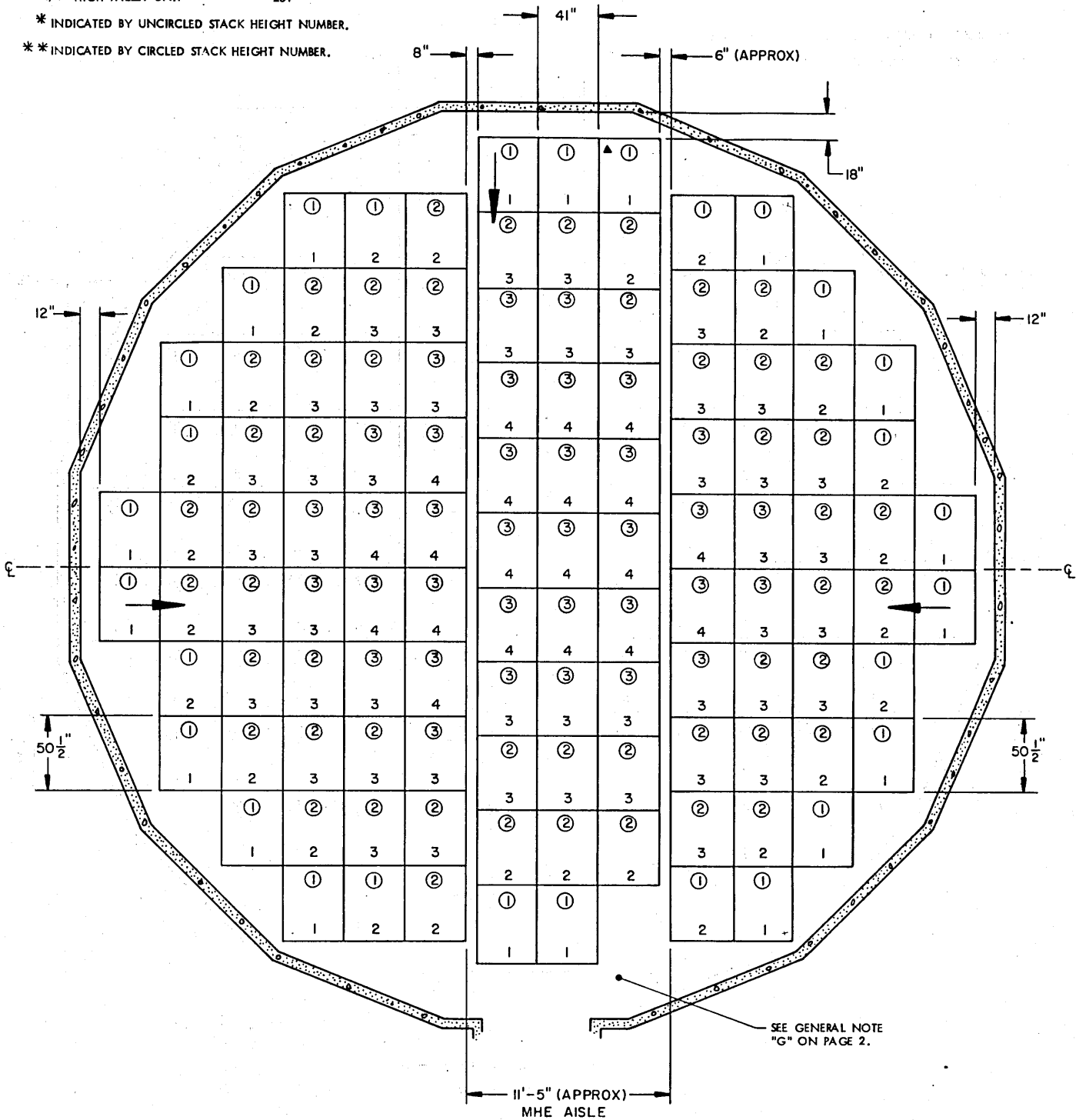
▲ SEE GENERAL NOTE "D" ON PAGE 2.

STORAGE AS SHOWN

ITEM	QUANTITY
40-3/8" HIGH PALLET UNIT*	294
48-3/4" HIGH PALLET UNIT**	234

* INDICATED BY UNCIRCLED STACK HEIGHT NUMBER.

** INDICATED BY CIRCLED STACK HEIGHT NUMBER.



SEE GENERAL NOTE "G" ON PAGE 2.

PLAN VIEW

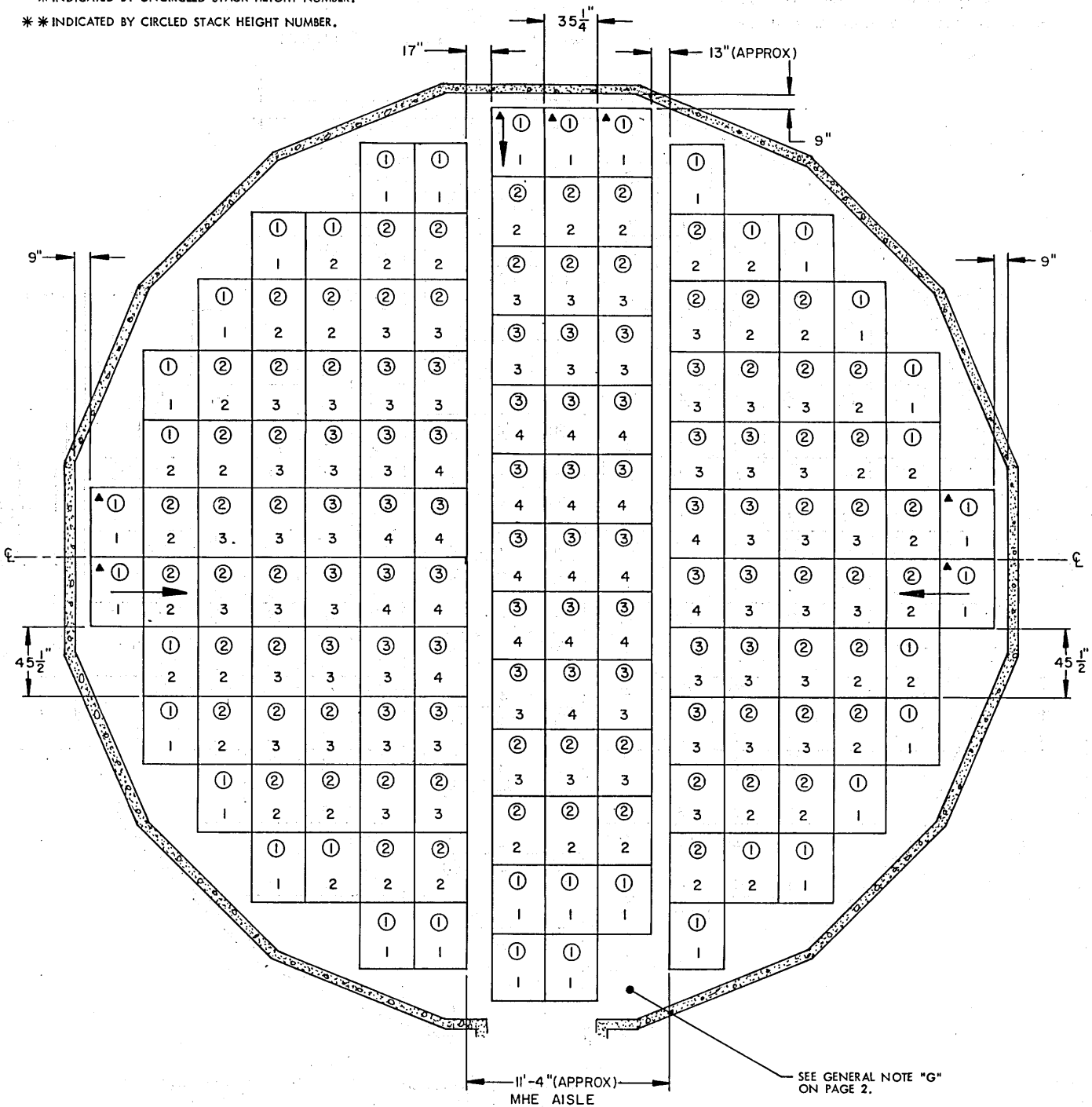
▲ SEE GENERAL NOTE "D" ON PAGE 2.

STORAGE AS SHOWN

ITEM	QUANTITY
41-1/2" HIGH PALLET UNIT *	359
48-1/2" HIGH PALLET UNIT **	298

* INDICATED BY UNCIRCLED STACK HEIGHT NUMBER.

** INDICATED BY CIRCLED STACK HEIGHT NUMBER.



PLAN VIEW

▲ SEE GENERAL NOTE "D" ON PAGE 2.

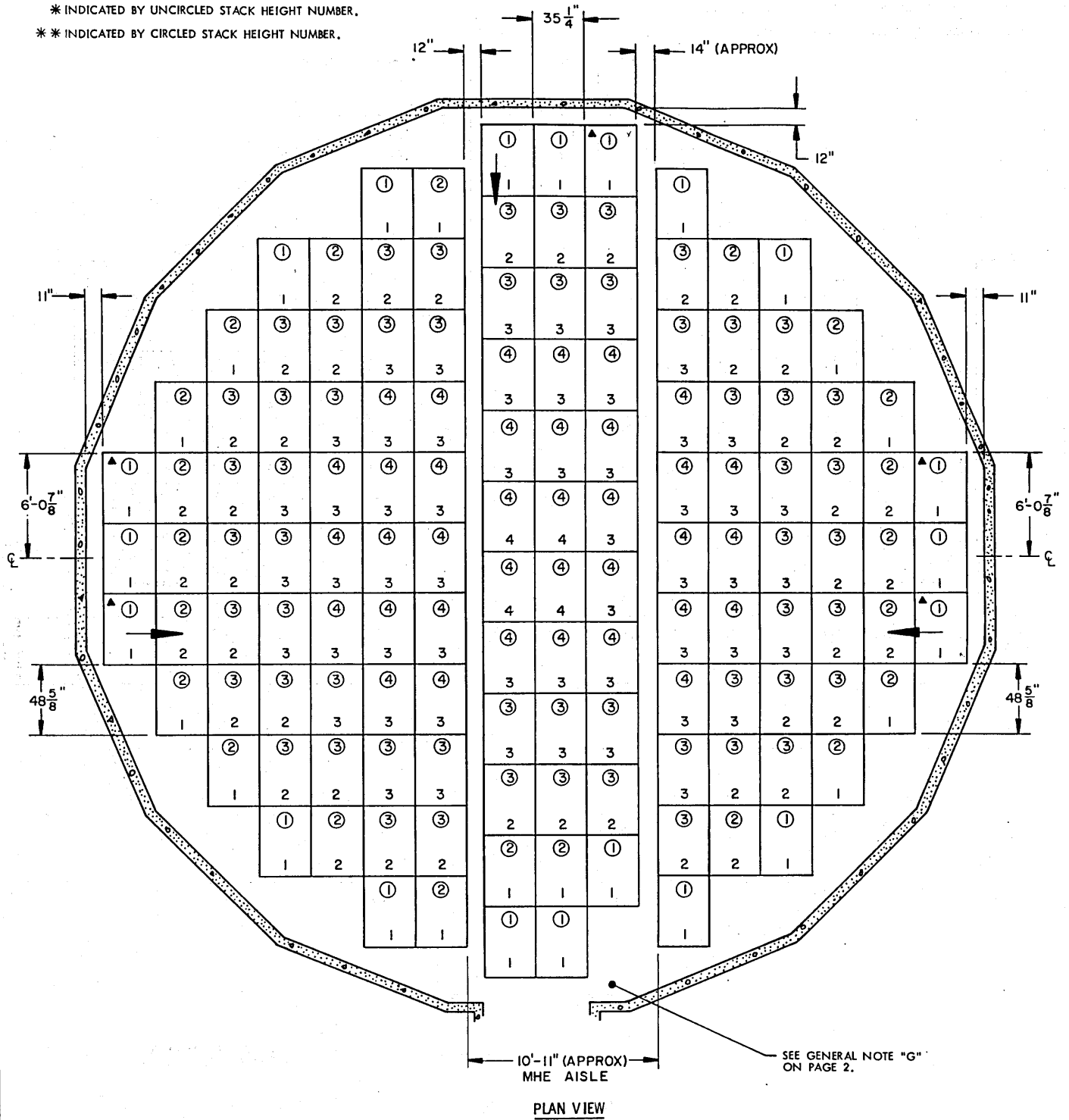
SEE GENERAL NOTE "G" ON PAGE 2.

STORAGE AS SHOWN

ITEM	QUANTITY
45-7/8" HIGH PALLET UNIT *	298
38-1/8" HIGH PALLET UNIT **	376

* INDICATED BY UNCIRCLED STACK HEIGHT NUMBER.

** INDICATED BY CIRCLED STACK HEIGHT NUMBER.



PLAN VIEW

▲ SEE GENERAL NOTE "D" ON PAGE 2.

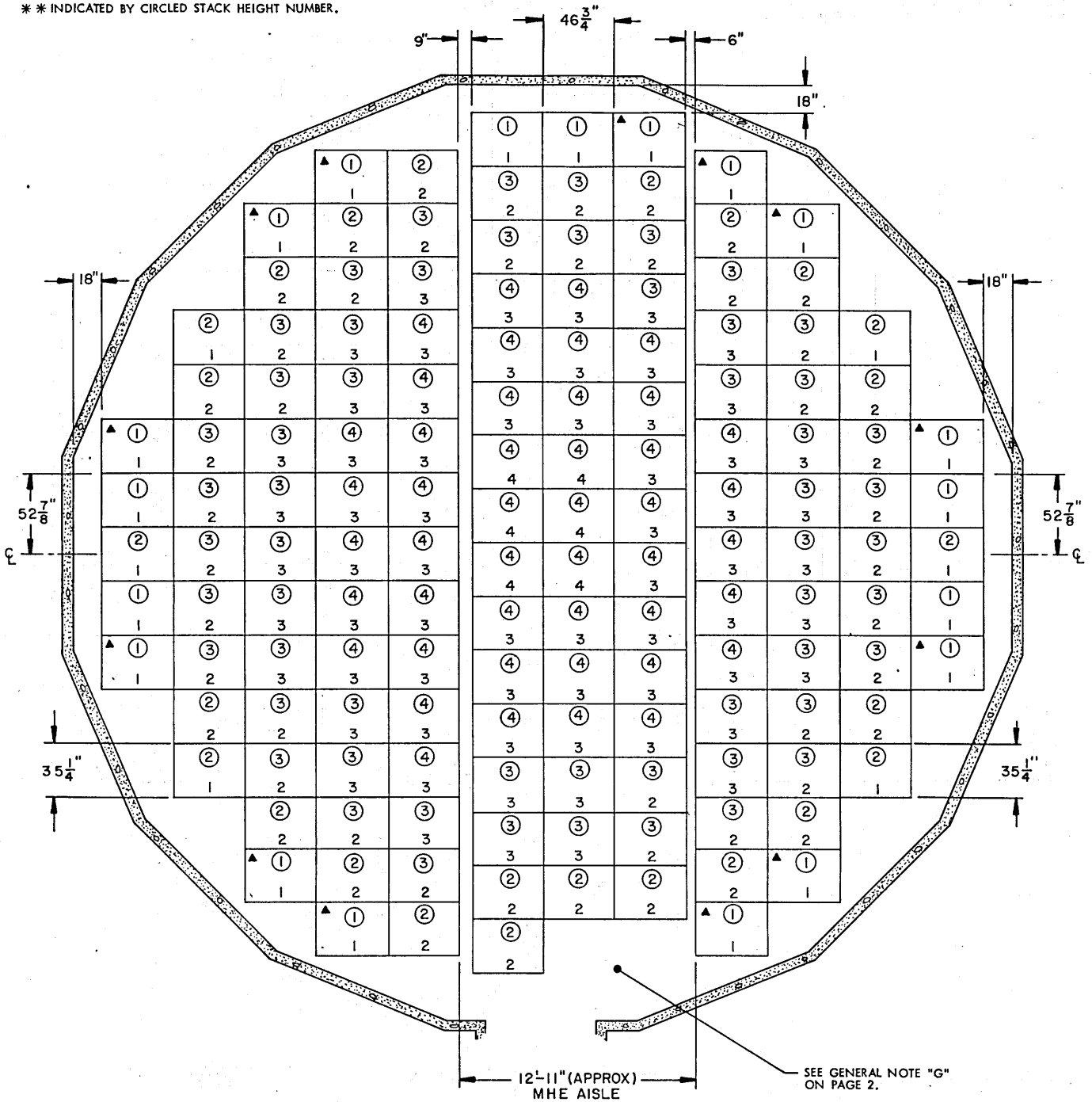
SEE GENERAL NOTE "G" ON PAGE 2.

STORAGE AS SHOWN

ITEM	QUANTITY
45-5/8" HIGH PALLET UNIT *	340
37-3/4" HIGH PALLET UNIT **	417

* INDICATED BY UNCIRCLED STACK HEIGHT NUMBER.

** INDICATED BY CIRCLED STACK HEIGHT NUMBER.



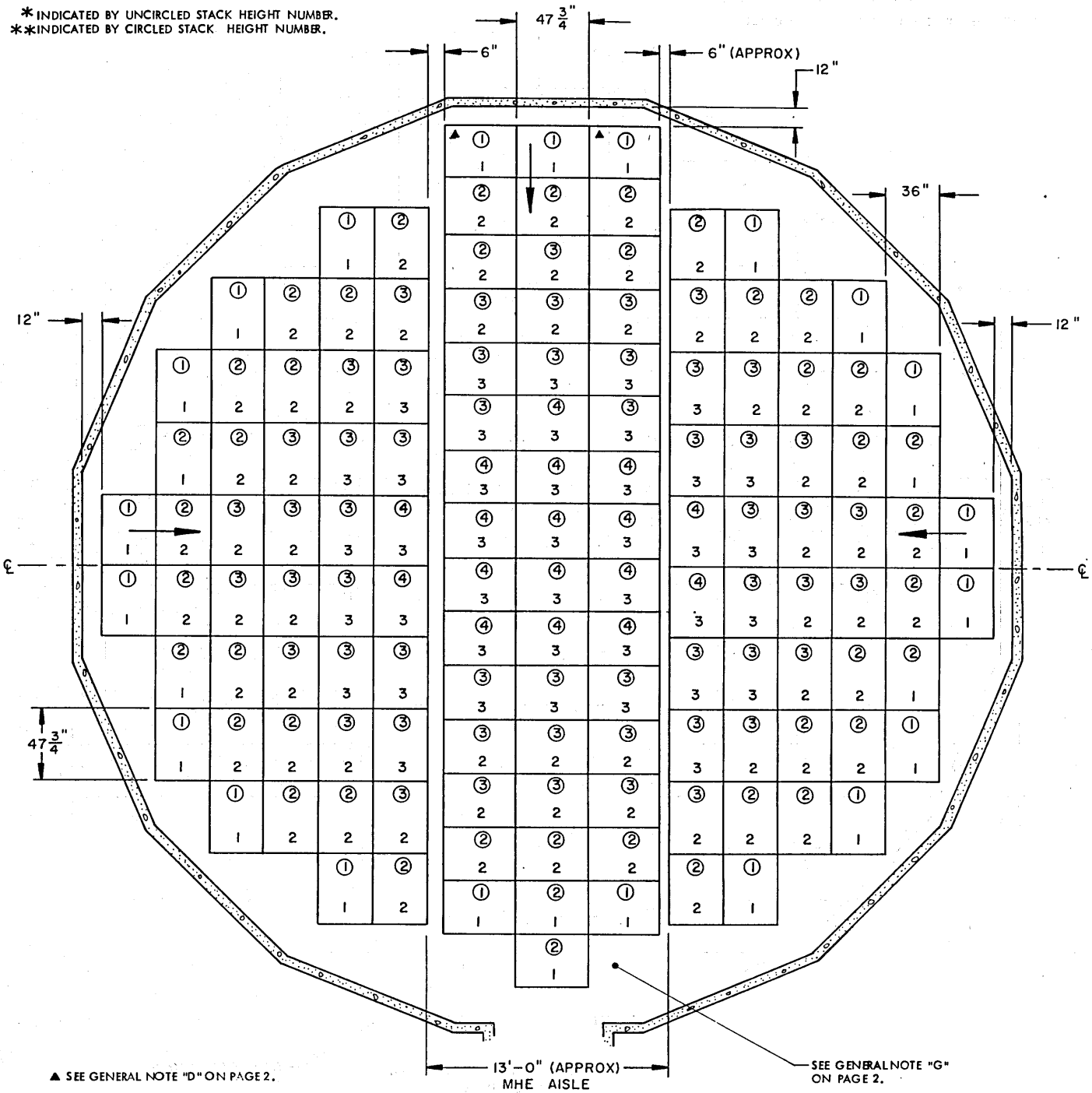
PLAN VIEW

▲ SEE GENERAL NOTE "D" ON PAGE 2.

STORAGE AS SHOWN

ITEM	QUANTITY
51-1/4" HIGH PALLET UNIT	282
43-3/4" HIGH PALLET UNIT	335

* INDICATED BY UNCIRCLED STACK HEIGHT NUMBER.
 ** INDICATED BY CIRCLED STACK HEIGHT NUMBER.



▲ SEE GENERAL NOTE "D" ON PAGE 2.

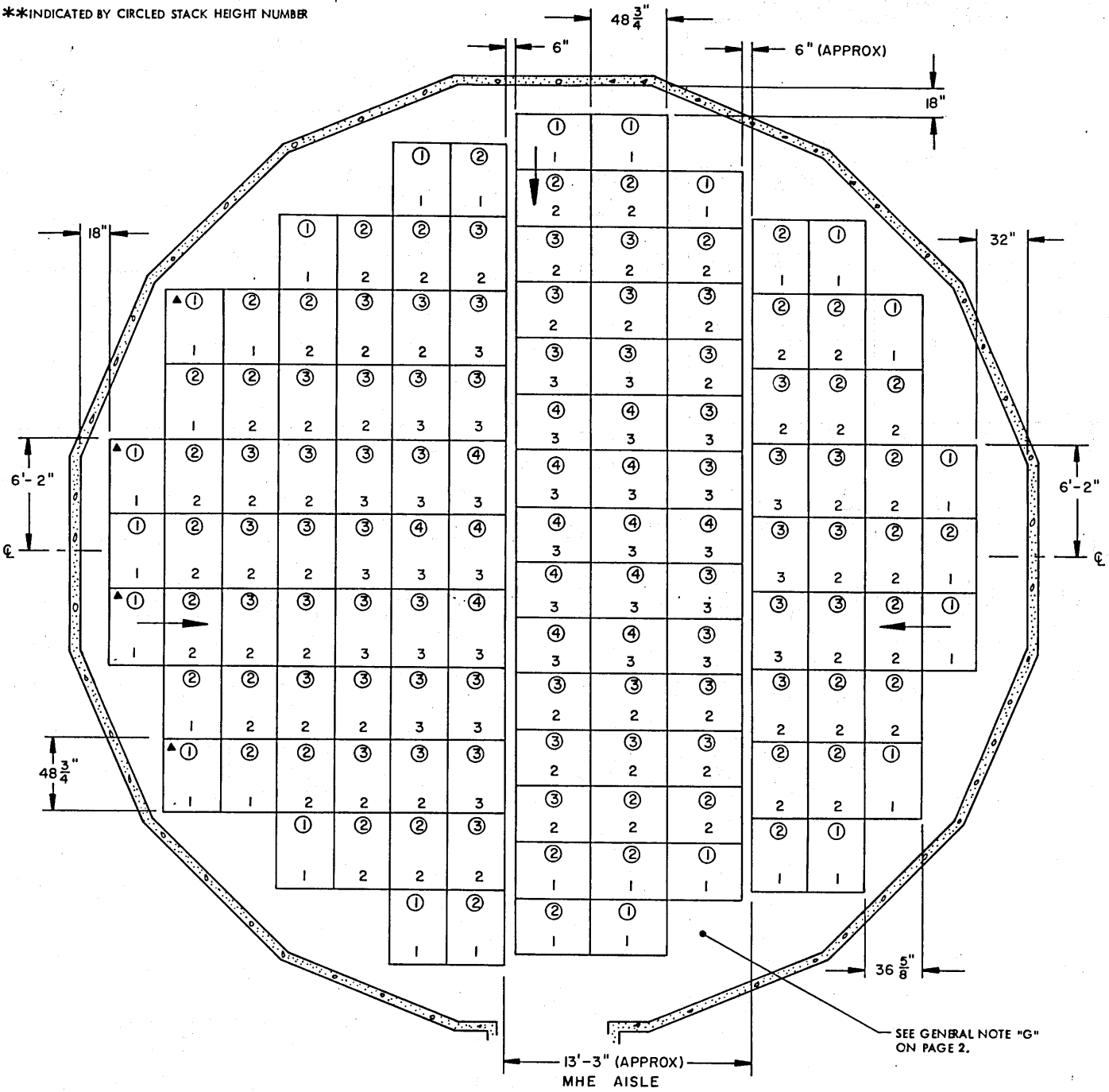
SEE GENERAL NOTE "G" ON PAGE 2.

PLAN VIEW

STORAGE AS SHOWN

ITEM	QUANTITY
52-1/2" HIGH PALLET UNIT *	259
43-1/4" HIGH PALLET UNIT **	320

* INDICATED BY UNCIRCLED STACK HEIGHT NUMBER.
 ** INDICATED BY CIRCLED STACK HEIGHT NUMBER



PLAN VIEW

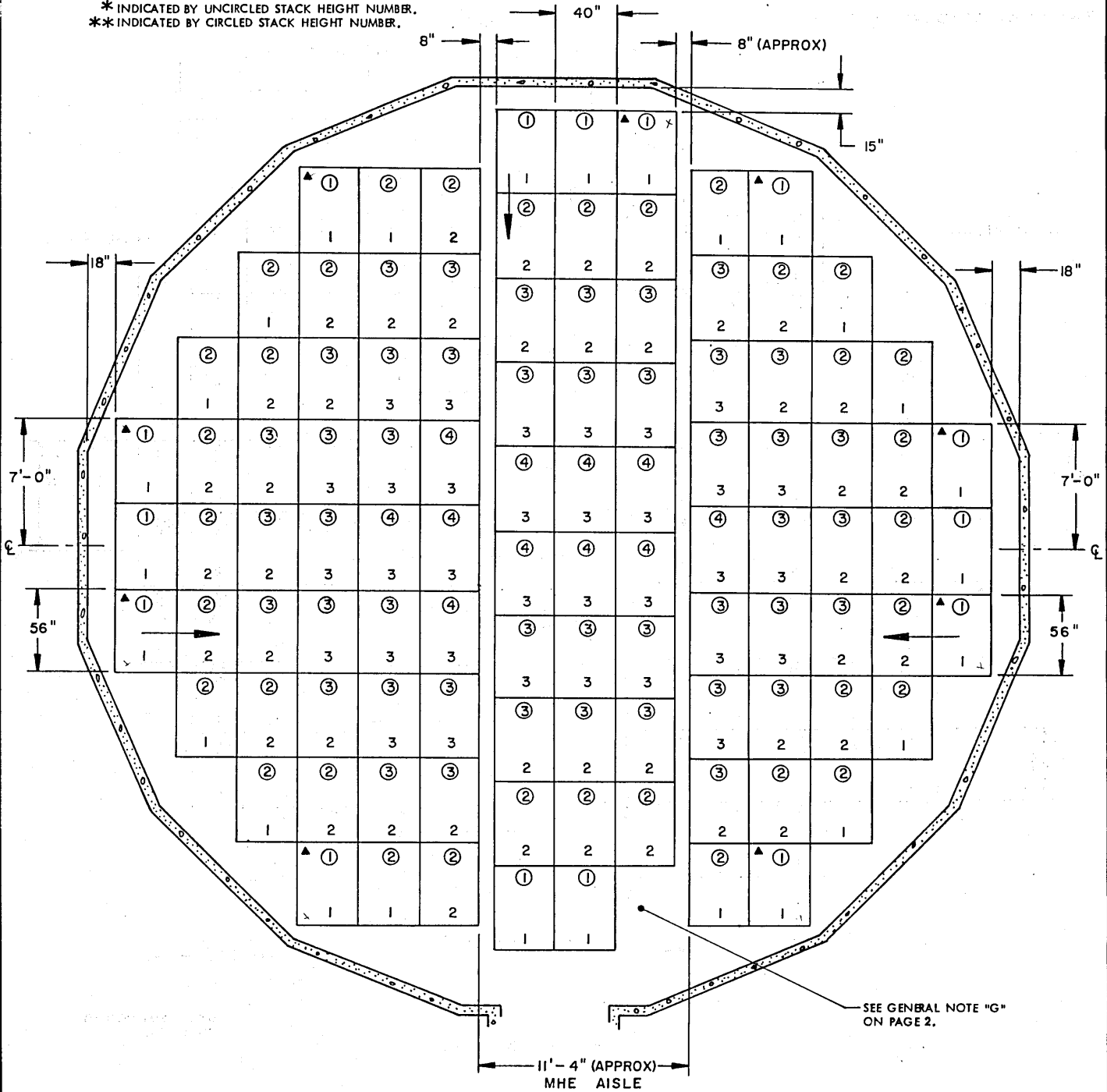
▲ SEE GENERAL NOTE "D" ON PAGE 2.

SEE GENERAL NOTE "G" ON PAGE 2.

STORAGE AS SHOWN

ITEM	QUANTITY
51-1/8" HIGH PALLET UNIT *	214
42-1/8" HIGH PALLET UNIT **	259

* INDICATED BY UNCIRCLED STACK HEIGHT NUMBER.
 ** INDICATED BY CIRCLED STACK HEIGHT NUMBER.



SEE GENERAL NOTE "G" ON PAGE 2.

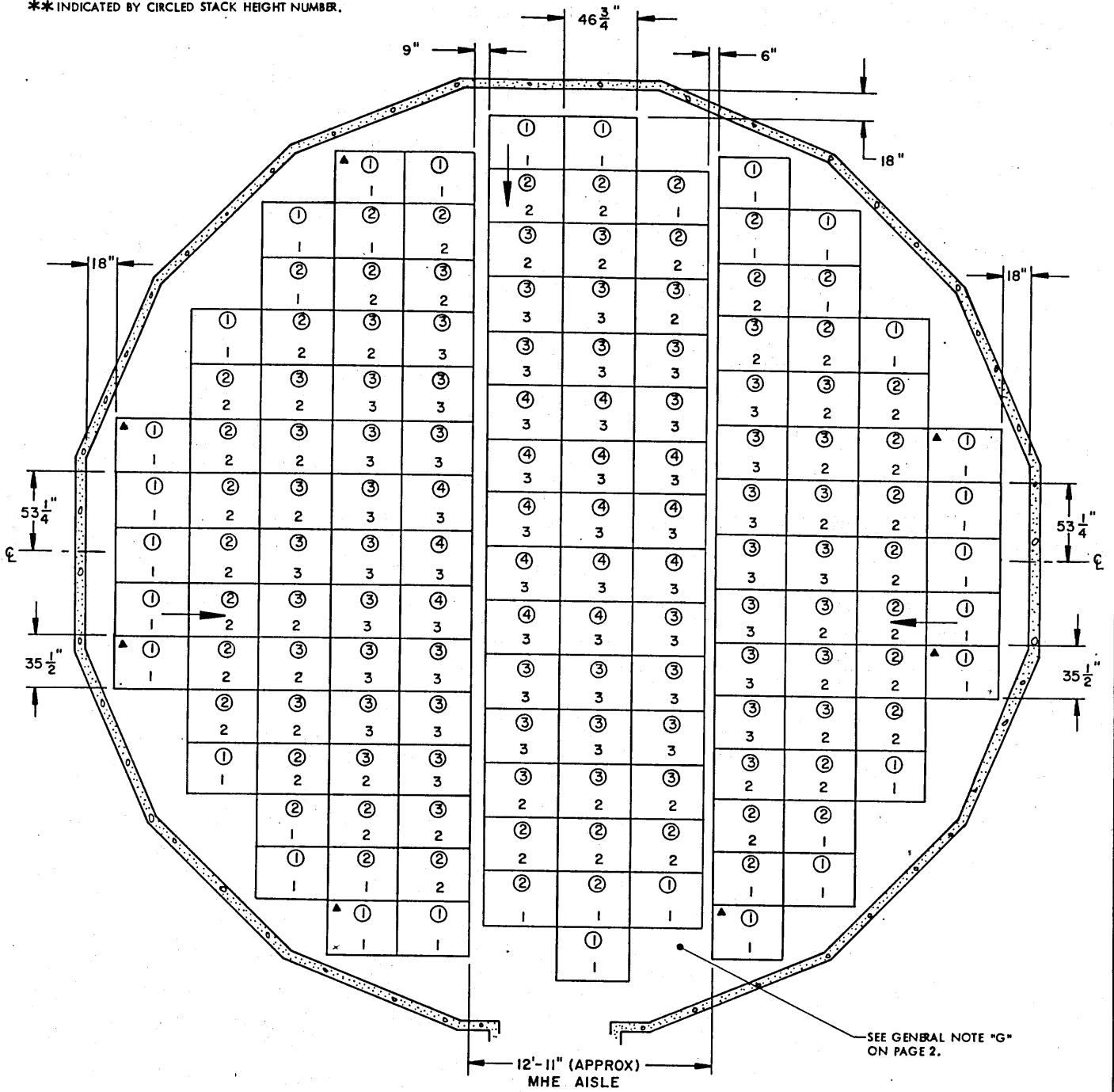
PLAN VIEW

▲ SEE GENERAL NOTE "D" ON PAGE 2.

STORAGE AS SHOWN

ITEM	QUANTITY
49-7/8" HIGH PALLET UNIT *	256
43-5/8" HIGH PALLET UNIT **	351

* INDICATED BY UNCIRCLED STACK HEIGHT NUMBER.
 ** INDICATED BY CIRCLED STACK HEIGHT NUMBER.



PLAN VIEW

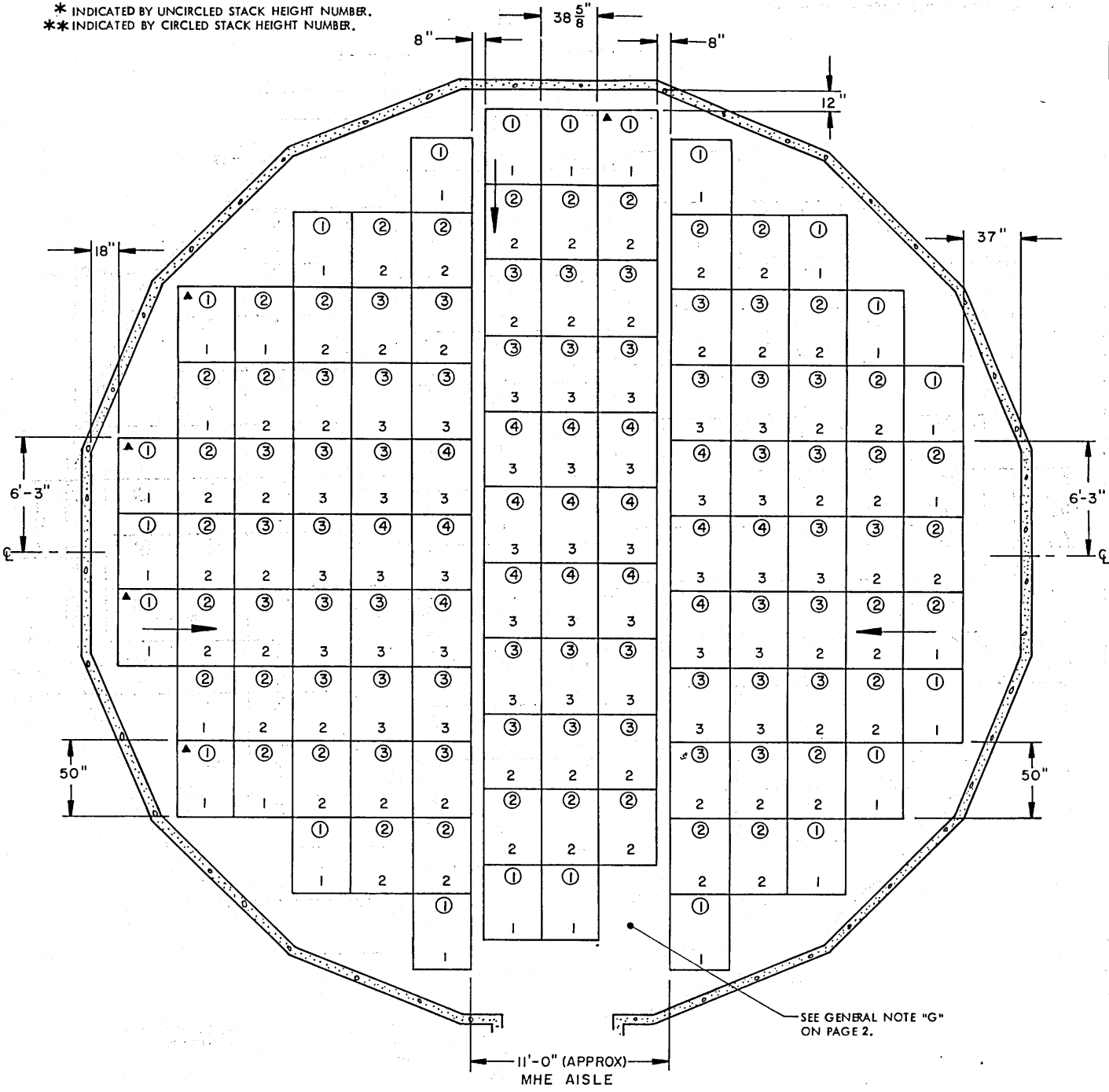
▲ SEE GENERAL NOTE "D" ON PAGE 2.

SEE GENERAL NOTE "G" ON PAGE 2.

STORAGE AS SHOWN

ITEM	QUANTITY
48-7/8" HIGH PALLET UNIT *	249
41-3/4" HIGH PALLET UNIT **	296

* INDICATED BY UNCIRCLED STACK HEIGHT NUMBER.
 ** INDICATED BY CIRCLED STACK HEIGHT NUMBER.



PLAN VIEW

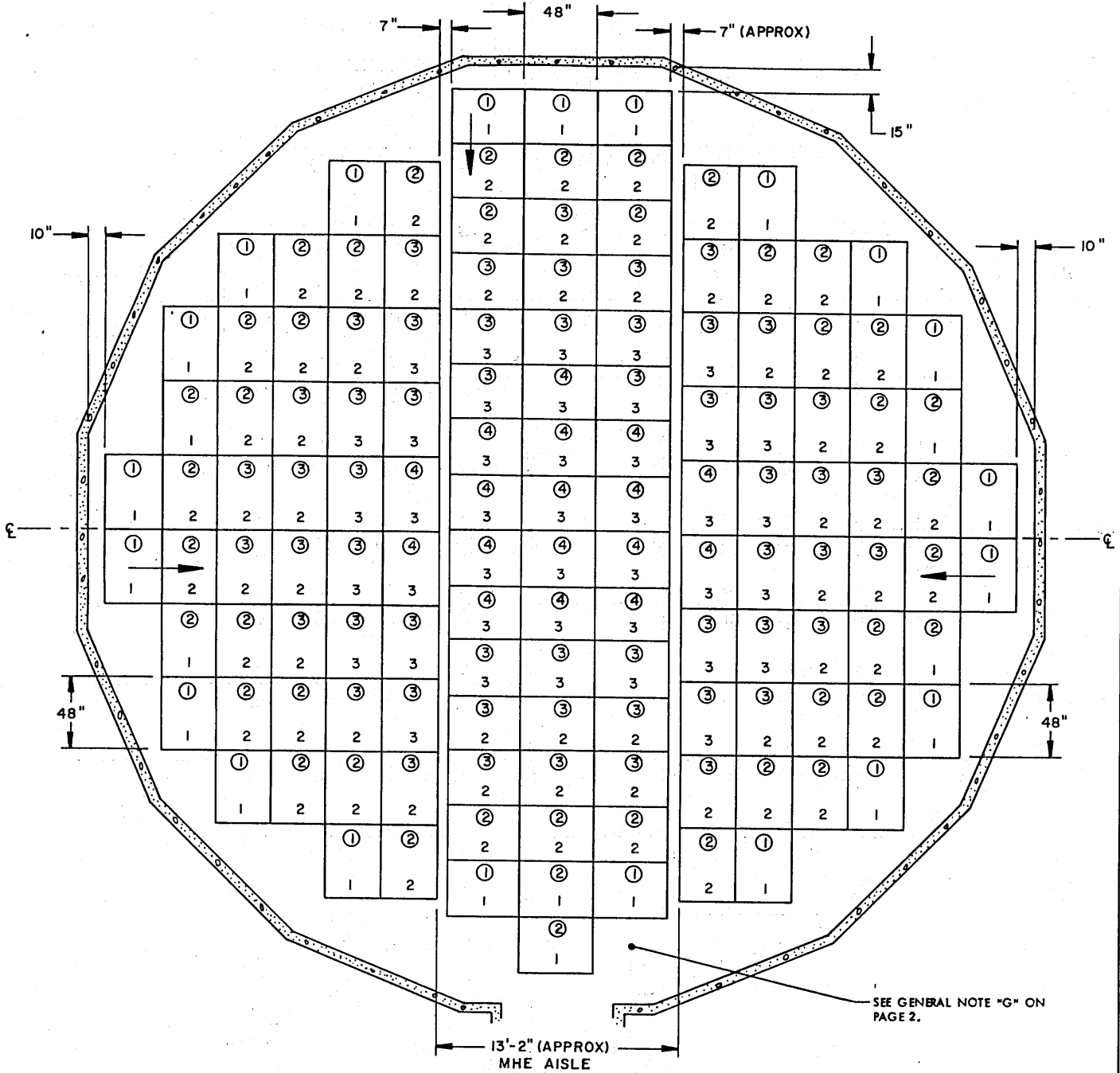
▲ SEE GENERAL NOTE "D" ON PAGE 2.

SEE GENERAL NOTE "G" ON PAGE 2.

STORAGE AS SHOWN

ITEM	QUANTITY
51-1/8" HIGH PALLET UNIT *	282
43-5/8" HIGH PALLET UNIT **	335

* INDICATED BY UNCIRCLED STACK HEIGHT NUMBER.
 ** INDICATED BY CIRCLED STACK HEIGHT NUMBER.

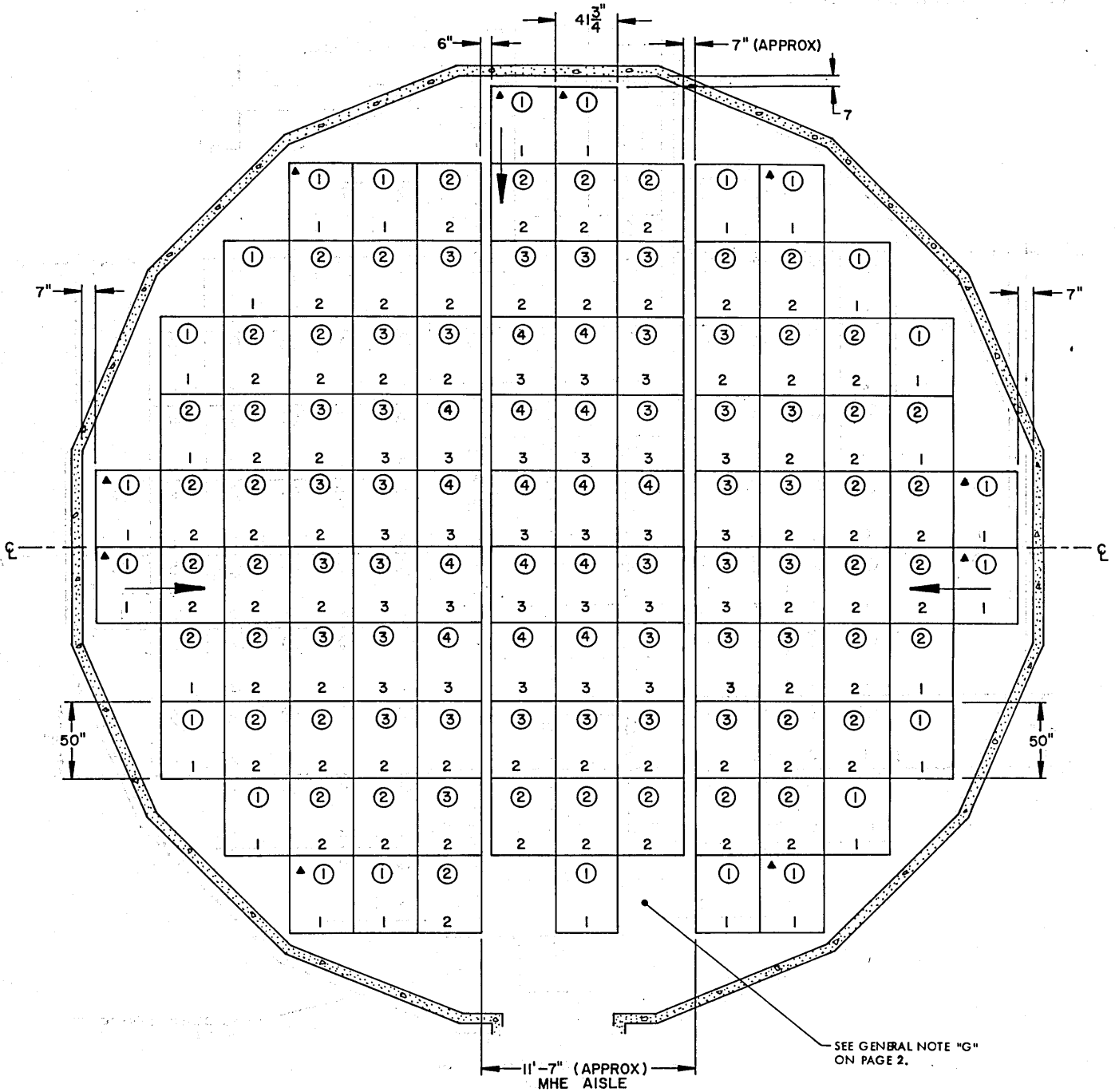


PLAN VIEW

STORAGE AS SHOWN

ITEM	QUANTITY
52-5/8" HIGH PALLET UNIT *	224
37-1/8" HIGH PALLET UNIT **	265

* INDICATED BY UNCIRCLED STACK HEIGHT NUMBER.
 ** INDICATED BY CIRCLED STACK HEIGHT NUMBER.



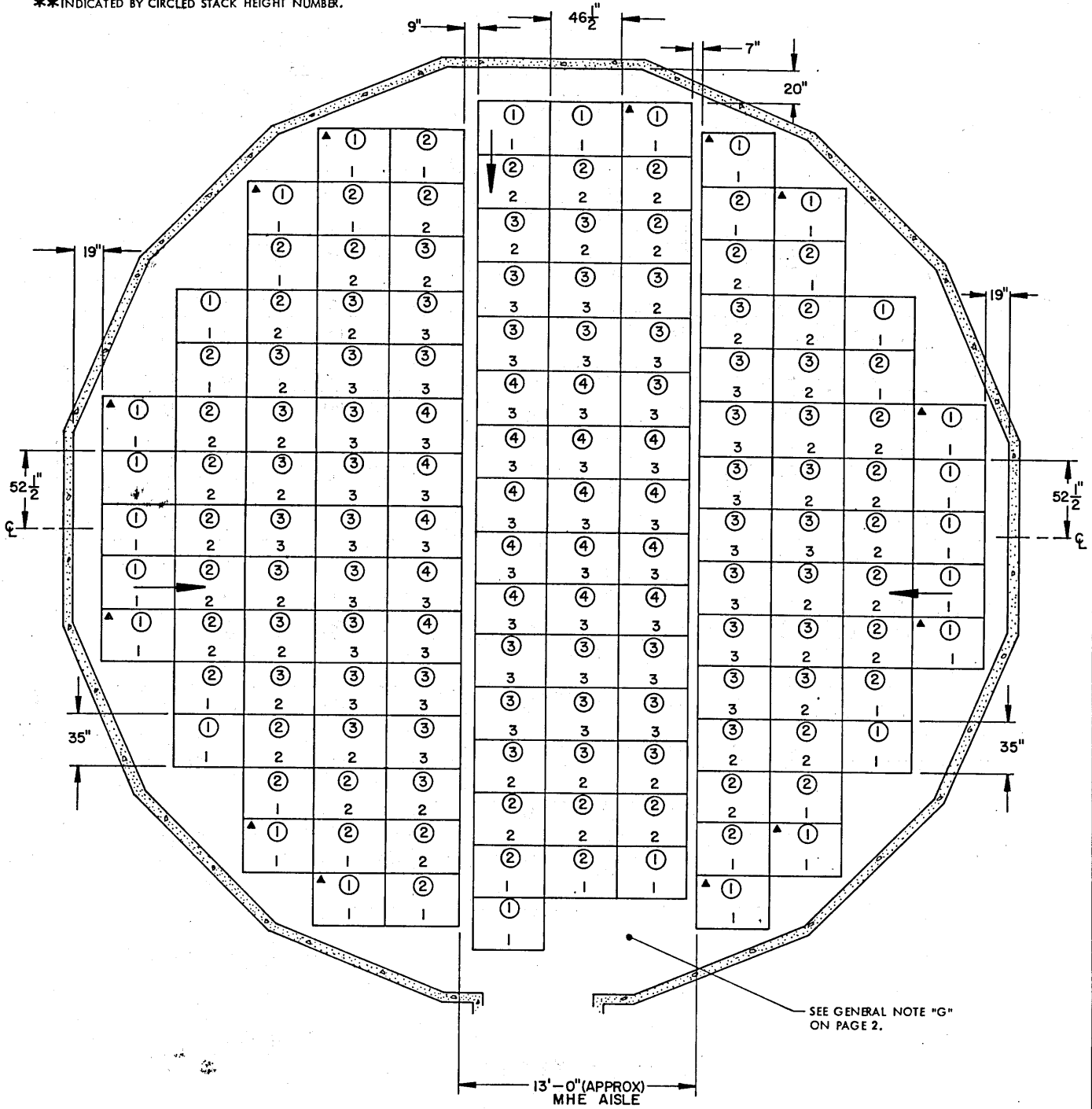
PLAN VIEW

▲ SEE GENERAL NOTE "D" ON PAGE 2.

STORAGE AS SHOWN

ITEM	QUANTITY
49-5/8" HIGH PALLET UNIT *	298
42-3/8" HIGH PALLET UNIT **	357

* INDICATED BY UNCIRCLED STACK HEIGHT NUMBER.
 ** INDICATED BY CIRCLED STACK HEIGHT NUMBER.



SEE GENERAL NOTE "G" ON PAGE 2.

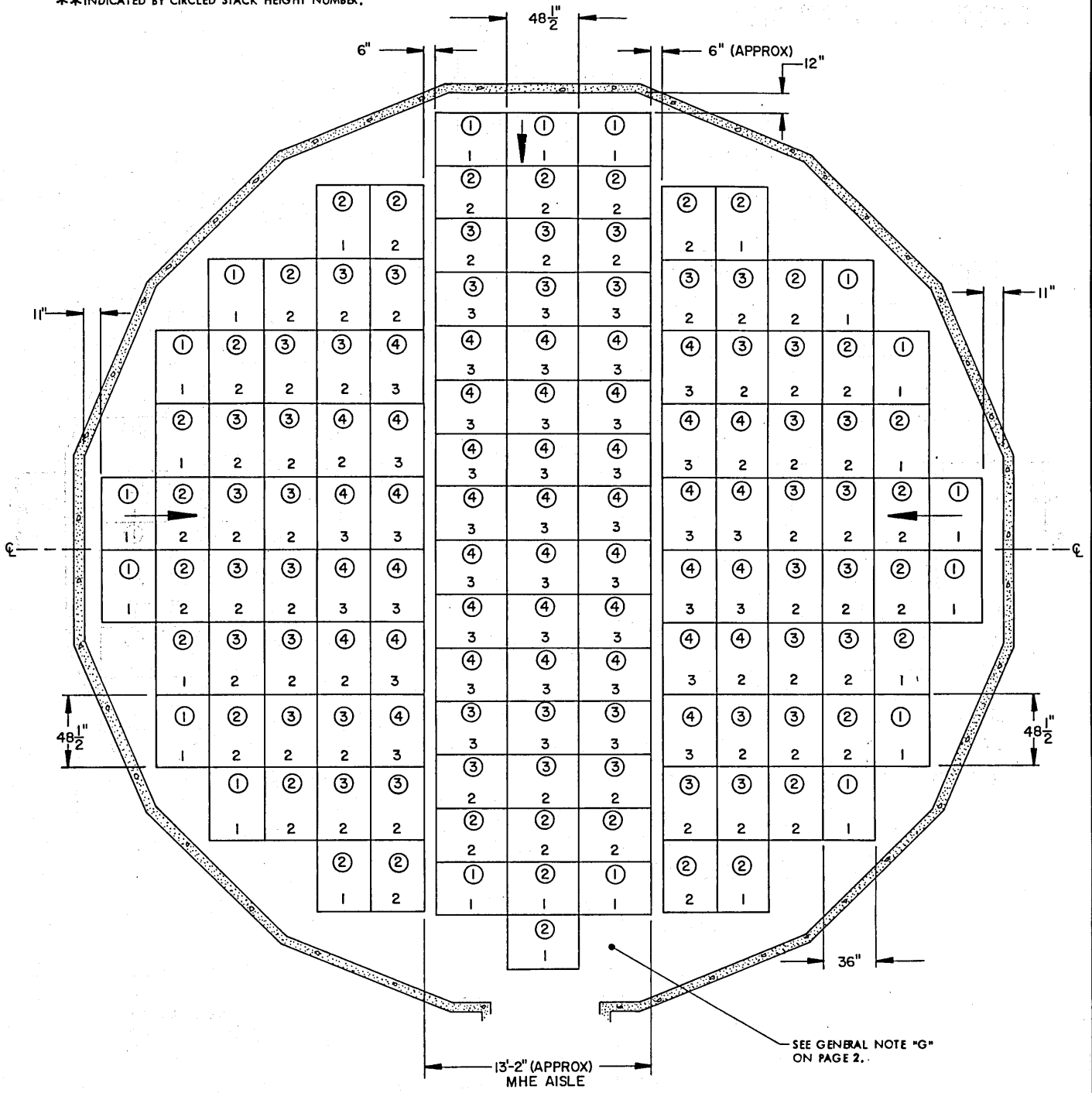
PLAN VIEW

▲ SEE GENERAL NOTE "D" ON PAGE 2.

STORAGE AS SHOWN

ITEM	QUANTITY
51-3/4 HIGH PALLET UNIT *	284
38-5/8" HIGH PALLET UNIT **	377

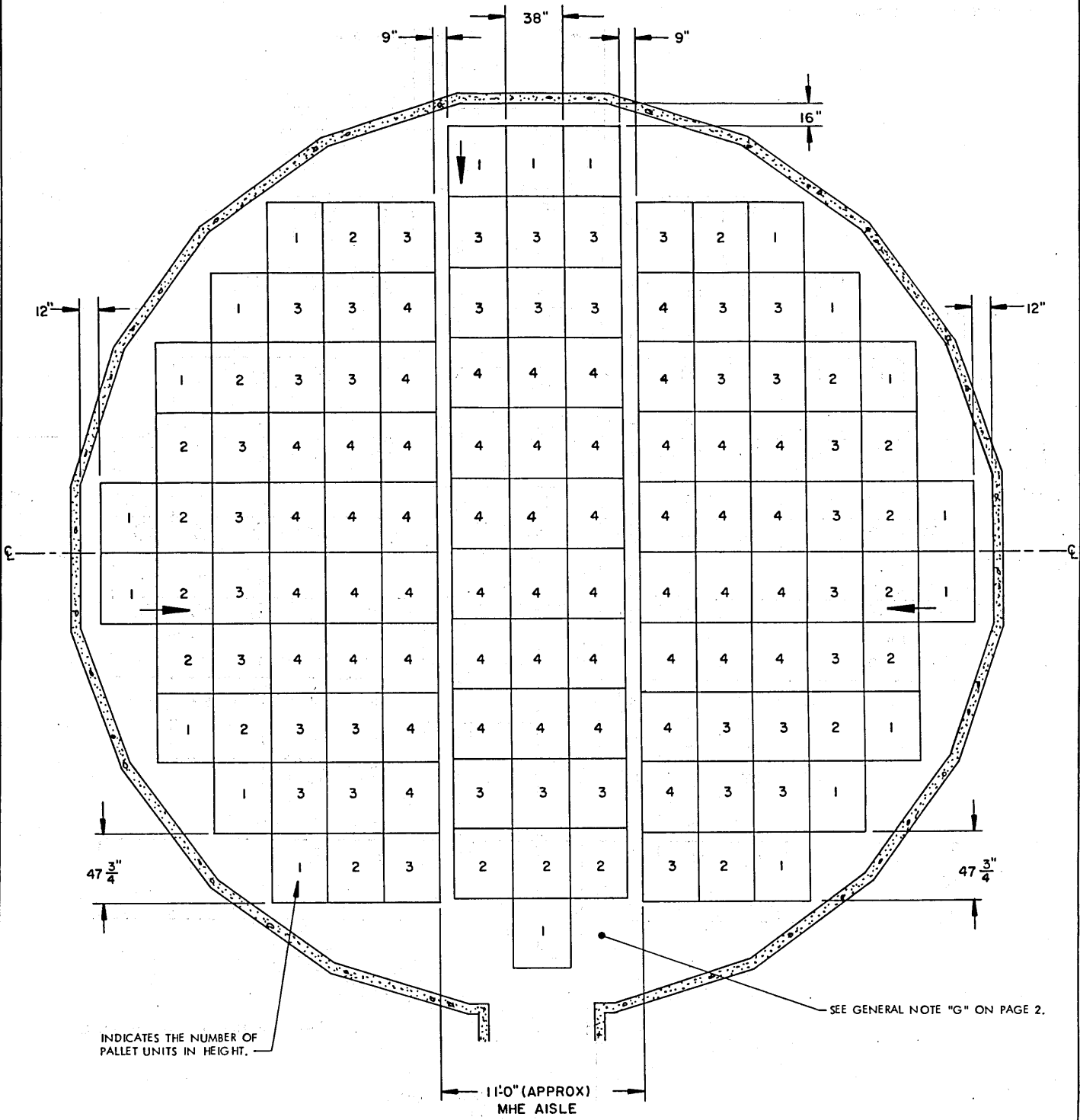
* INDICATED BY UNCIRCLED STACK HEIGHT NUMBER.
 ** INDICATED BY CIRCLED STACK HEIGHT NUMBER.



PLAN VIEW

STORAGE AS SHOWN

ITEM _____ QUANTITY _____
 PALLET UNITS -----369



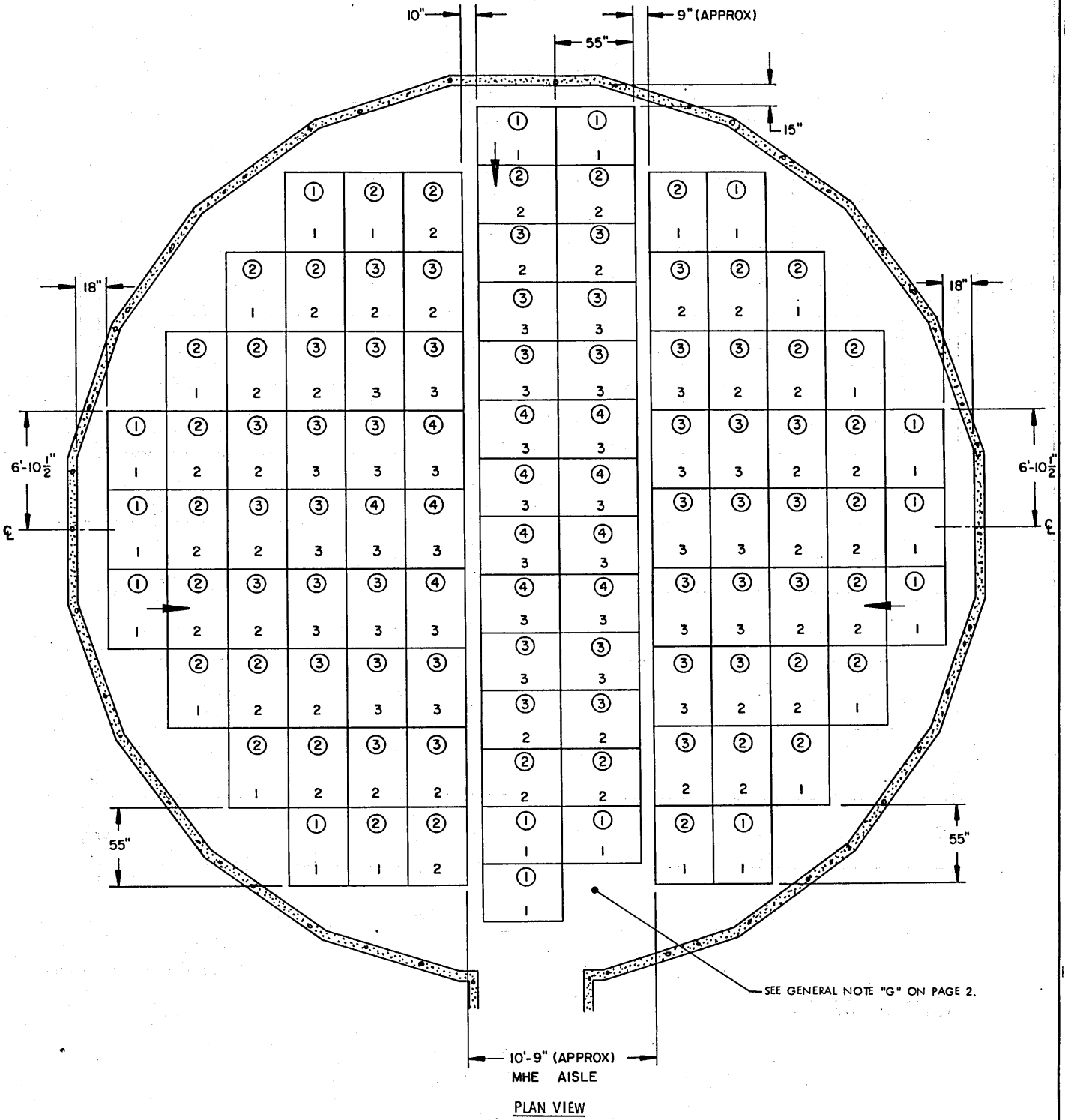
PLAN VIEW

STORAGE AS SHOWN

ITEM	QUANTITY
48-7/8" HIGH PALLET UNIT *	212
41-3/4" HIGH PALLET UNIT **	256

* INDICATED BY UNCIRCLED STACK HEIGHT NUMBER.

** INDICATED BY CIRCLED STACK HEIGHT NUMBER.



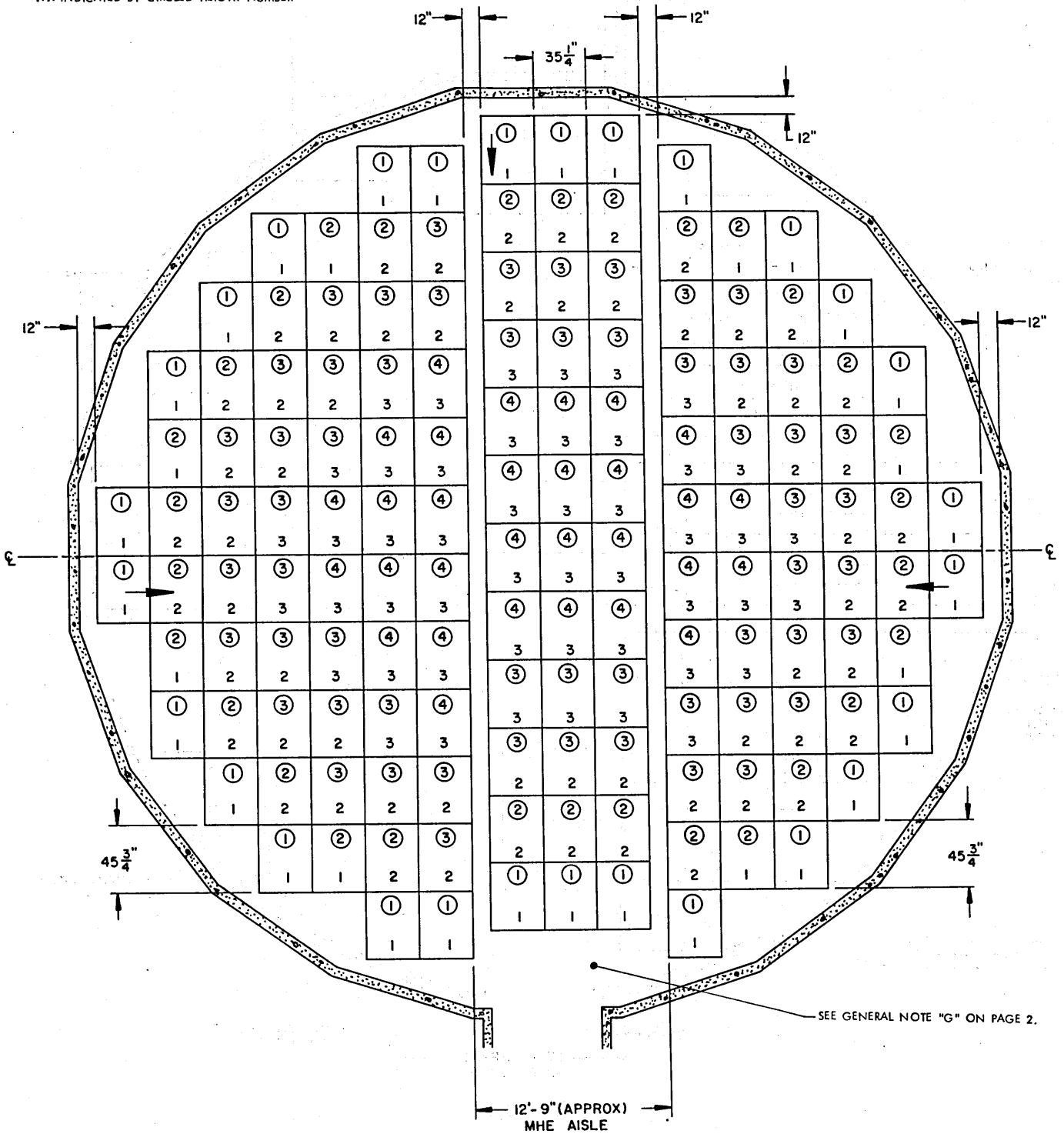
STORAGE AS SHOWN

ITEM QUANTITY

48-7/8" HIGH PALLET UNIT * -----300
 41-3/4" HIGH PALLET UNIT ** -----376

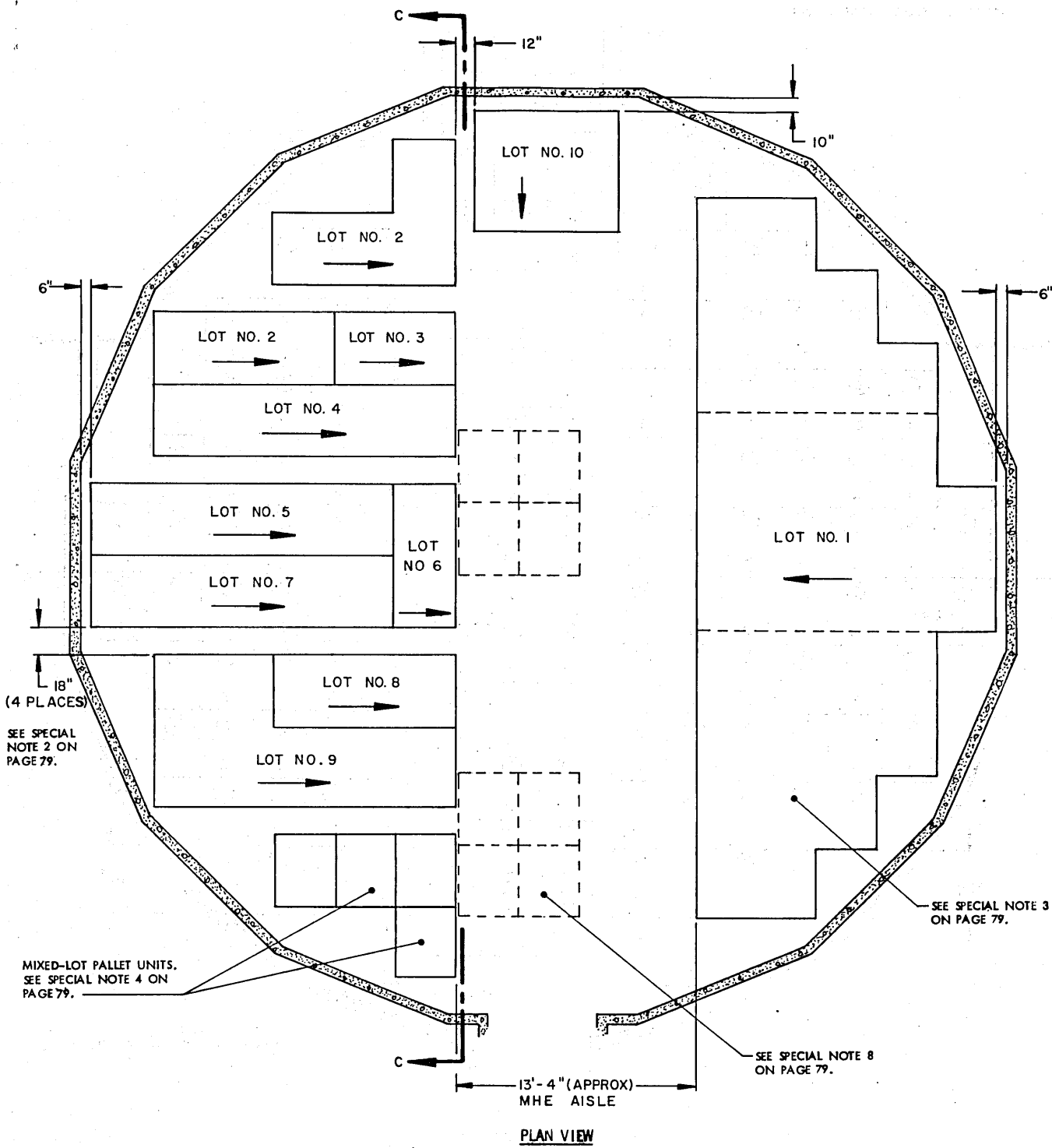
* INDICATED BY UNCIRCLED HEIGHT NUMBER.

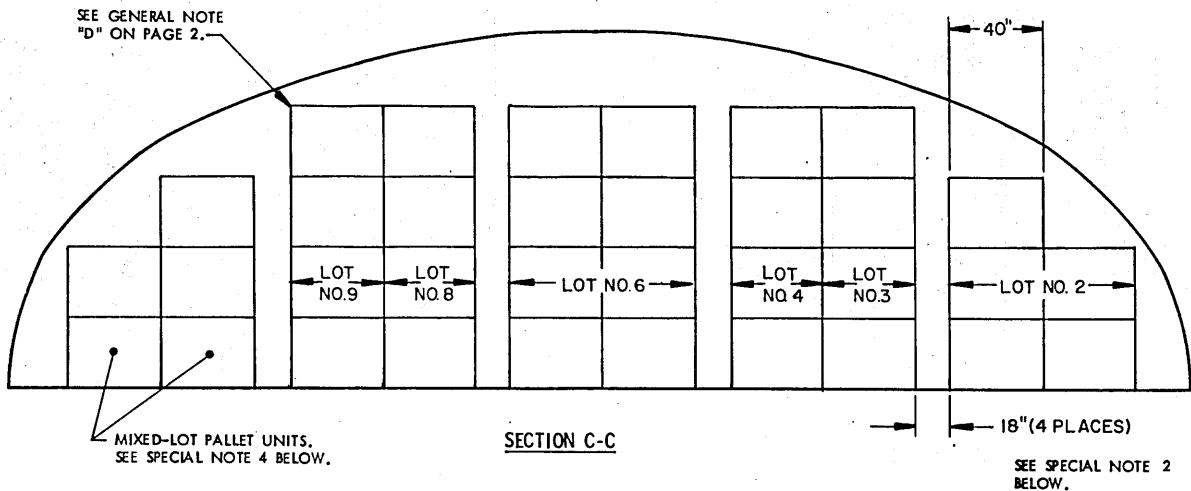
** INDICATED BY CIRCLED HEIGHT NUMBER



SEE GENERAL NOTE "G" ON PAGE 2.

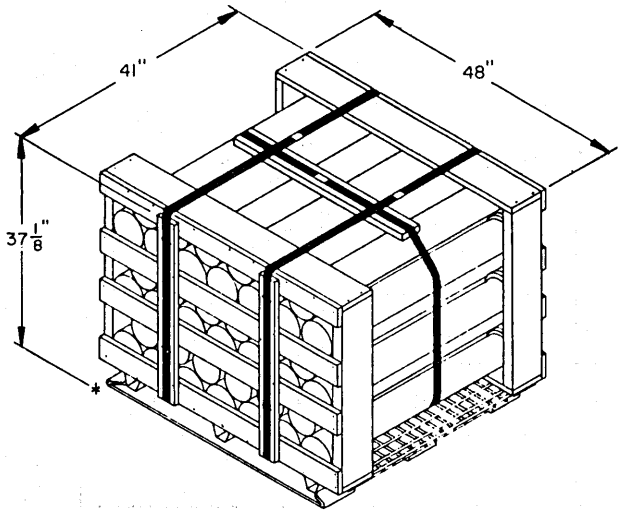
PLAN VIEW



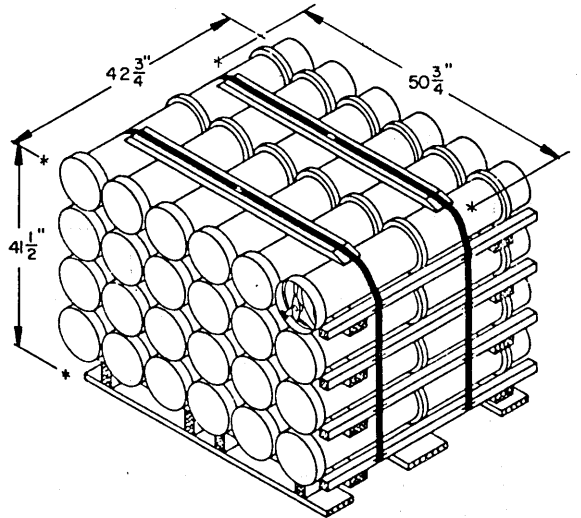


SPECIAL NOTES:

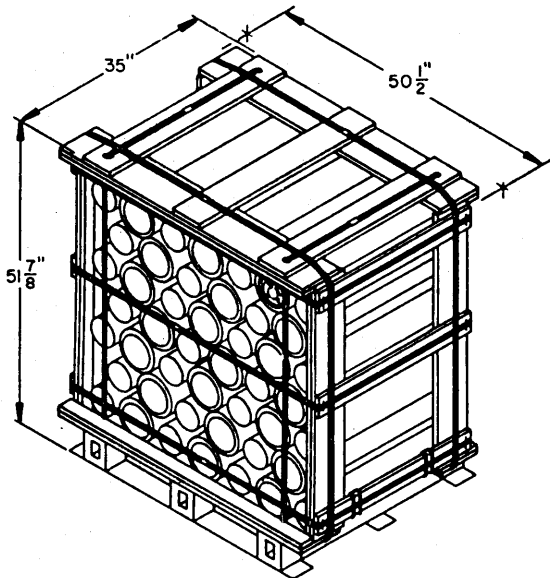
1. THE STORAGE PLANS SHOWN ARE TYPICAL ONLY. ADAPTATIONS MAY BE MADE AS NUMBER AND SIZES OF LOTS TO BE STORED IN MAGAZINE REQUIRE.
2. AN INSPECTION/INVENTORY AISLE NOT LESS THAN 18" WIDE MUST BE PROVIDED AT ONE SIDE OF EACH "BURIED" LOT.
3. GENERALLY, THE LARGEST LOT SHOULD BE STORED IN THE REAR OR ON ONE SIDE OF THE MAGAZINE. HOWEVER, THESE AREAS MAY BE USED TO STORE MORE THAN ONE LOT BY ERECTING ROWS SIMILAR TO THOSE SHOWN ON THE LEFT SIDE. EACH ADDITIONAL LOT MUST BE ACCESSIBLE FOR REMOVAL AND INSPECTION/INVENTORY IN ACCORDANCE WITH OTHER CRITERIA SPECIFIED IN THESE SPECIAL NOTES AND IN THE GENERAL NOTES ON PAGE 2.
4. A MIXED-LOT PALLET UNIT MAY HAVE FROM TWO LOTS PER PALLET UNIT UPWARDS TO AS MANY DIFFERENT LOTS AS PROPELLING CHARGE CONTAINERS WITHIN THAT UNIT. HOWEVER, ALL LOTS WITHIN THE PALLET UNIT MUST HAVE THE SAME NATIONAL STOCK NUMBER AND CONDITION CODE.
5. EACH LOT WITHIN THE MAGAZINE MUST BE ACCESSIBLE FOR MOVEMENT BY MHE. PALLET UNITS OF A SINGLE-LOT OR MIXED-LOT PALLET UNITS ARE CONSIDERED "ACCESSIBLE" IF NO MORE THAN TWELVE (12) "LIFTS" OF ANOTHER LOT OR LOTS HAVE TO BE MADE TO GAIN ACCESS TO THE SINGLE-LOT OR MIXED-LOT UNITS. A "LIFT" MAY CONSIST OF ONE (1) OR MORE PALLET UNITS, PROVIDING THE CAPACITY OF MHE PERMITS, AND SAFE HANDLING IS NOT JEOPARDIZED.
6. FOR STORAGE OF MULTIPLE LOTS, THE DISTANCE FROM THE WALL WILL BE BASED ON THE OVERHEAD CLEARANCE REQUIRED FOR MHE.
7. WHEN TWO LOTS ARE STORED ADJACENT TO EACH OTHER THEY SHOULD BE SEPARATED BY AT LEAST 1" TO PROVIDE CLEARANCE FOR REMOVAL OF EITHER LOT.
8. AREAS ENCLOSED BY DOTTED LINES INDICATE LOCATIONS WHERE ADDITIONAL LOTS MAY BE STORED OR WHERE ADDITIONAL ITEMS MAY BE STORED, THAT ARE FROM THE LOT OR LOTS WHICH ARE DIRECTLY OR ALMOST DIRECTLY ON EITHER SIDE OF THE MHE AISLE. COMPLIANCE WITH ALL OF THE MULTIPLE-LOT CRITERIA AS SET FORTH ON THIS PAGE MUST BE OBSERVED. THE SIZE OF THE LOTS BEING STORED AND THE CRITERIA OF SPECIAL NOTE 5, RELATIVE TO "12 LIFTS" WILL BE MAJOR FACTORS IMPACTING ON THE NUMBER OF PALLET UNITS THAT CAN BE STORED IN AN "ADDITIONAL STORAGE LOCATION". MORE OR FEWER STACKS THAN SHOWN MAY BE STORED AT ANY ONE OF THE ADDITIONAL STORAGE LOCATIONS. AN 11-FOOT MHE OPERATING AREA HAS BEEN SPECIFIED FOR ACCESS TO EACH "ADDITIONAL LOCATION" BY FORKLIFT TRUCK. THIS OPERATING AREA IS BASED ON REQUIREMENTS OF FORKLIFT TRUCKS COMMONLY USED IN STORAGE MAGAZINES. THE MHE OPERATING AREA CAN BE ENLARGED AS REQUIRED TO SUIT AVAILABLE FORKLIFT TRUCKS, AND SHOULD BE MADE SMALLER IF AVAILABLE MHE PERMITS. A "CENTER AISLE" (SPACE BETWEEN STORAGE ON ONE SIDE OF THE MHE AISLE AND AN "ADDITIONAL STORAGE LOCATION") IS TO BE AT LEAST 48 INCHES WIDE. AN AISLE SLIGHTLY WIDER THAN 48 INCHES WILL ENHANCE FORKLIFT TRUCK MOVEMENT WITHIN A MAGAZINE; HOWEVER, THIS AISLE SHOULD NOT BE MADE WIDER IF A LOSS IN STORAGE RESULTS.



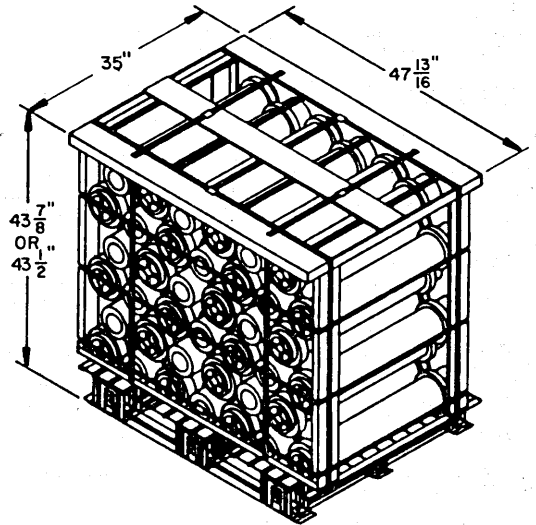
UNIT NO. 1



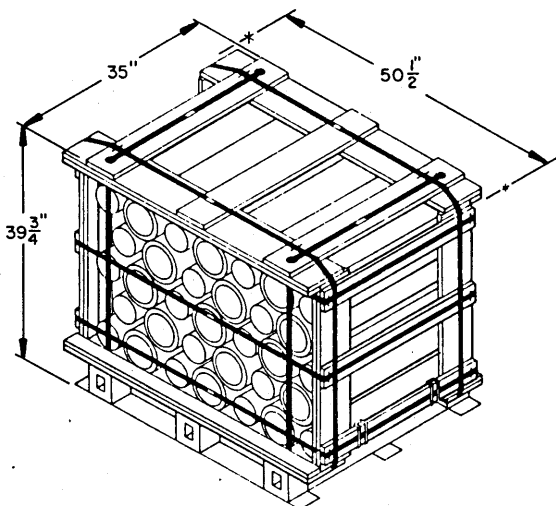
UNIT NO. 2



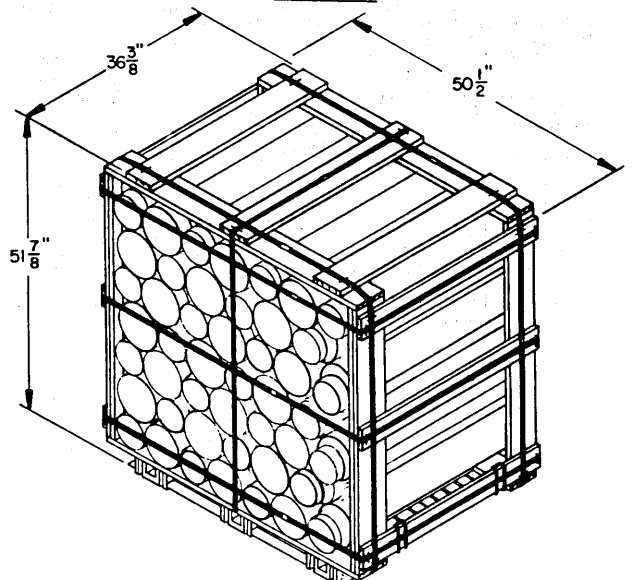
UNIT NO. 3



UNIT NO. 4

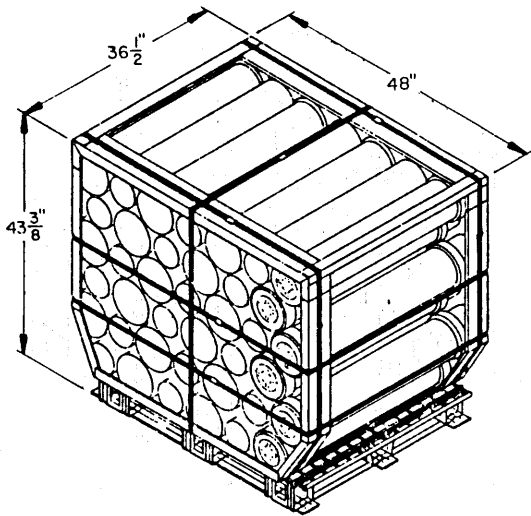


UNIT NO. 5

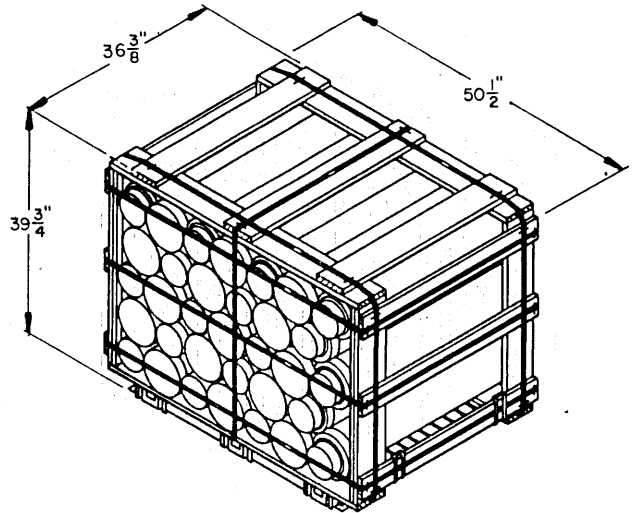


UNIT NO. 6

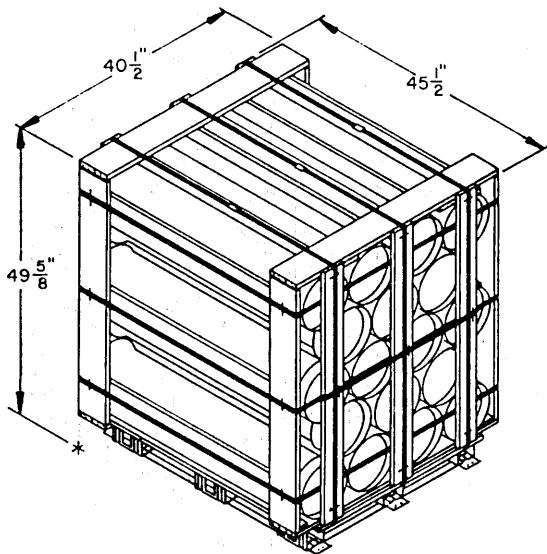
PALLET UNIT DETAILS



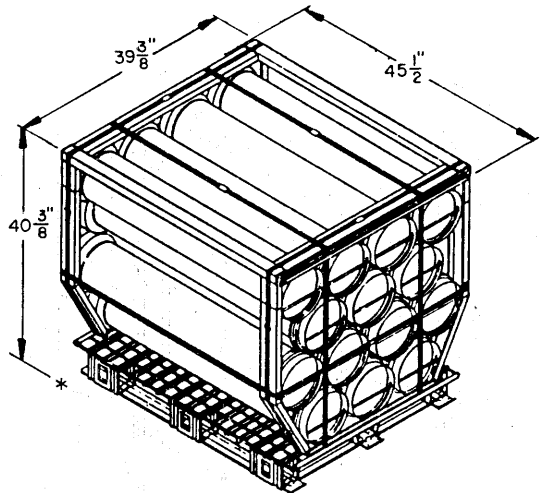
UNIT NO. 7



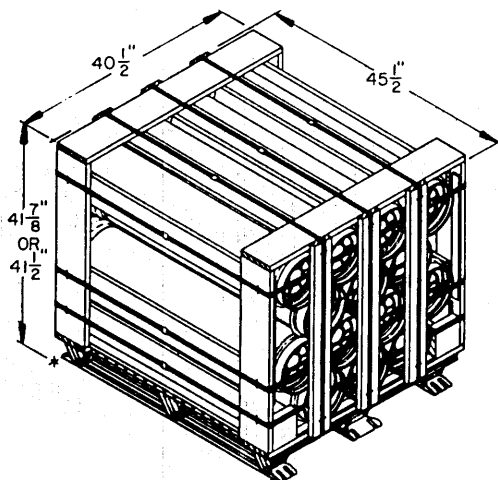
UNIT NO. 8



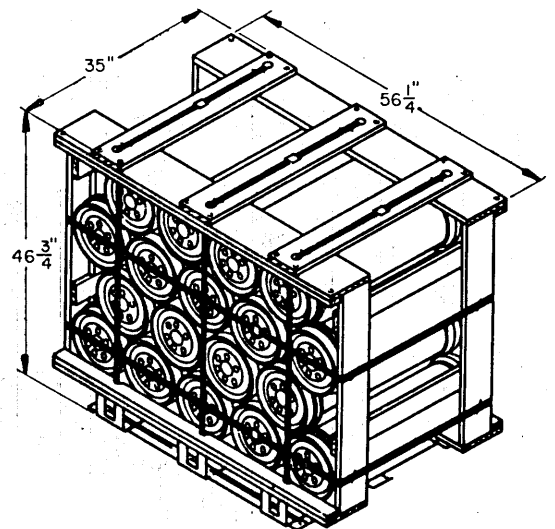
UNIT NO. 9



UNIT NO. 10

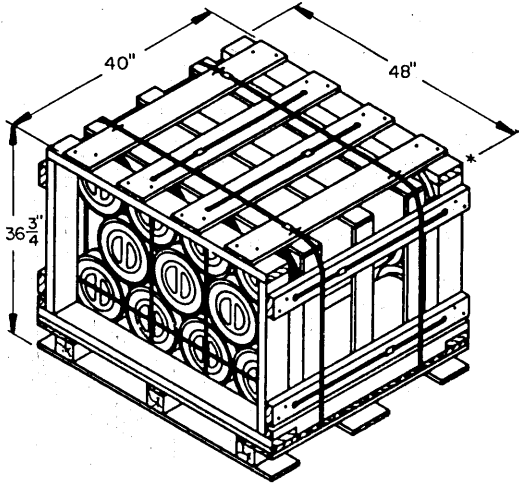


UNIT NO. 11

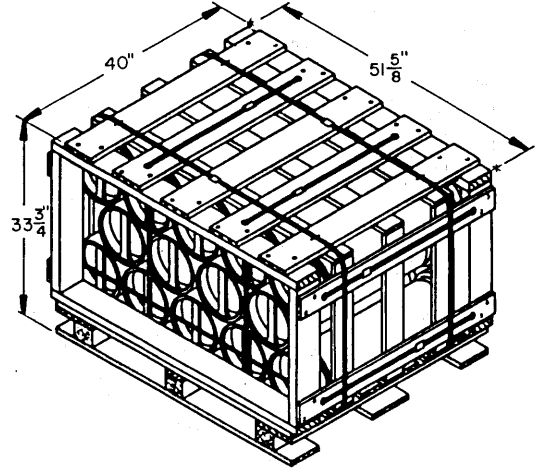


UNIT NO. 12

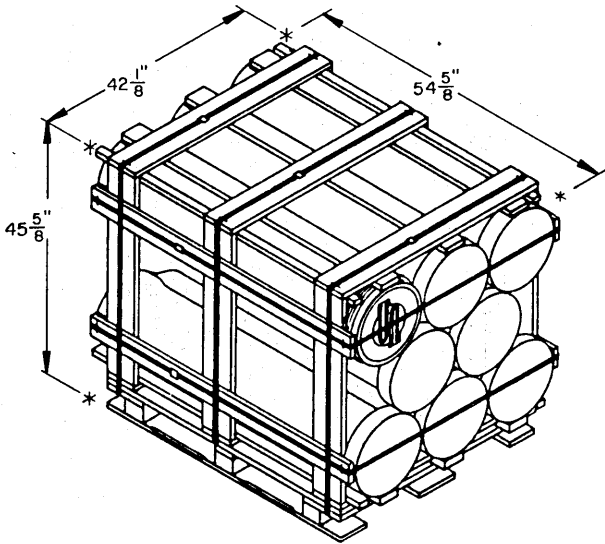
PALLET UNIT DETAILS



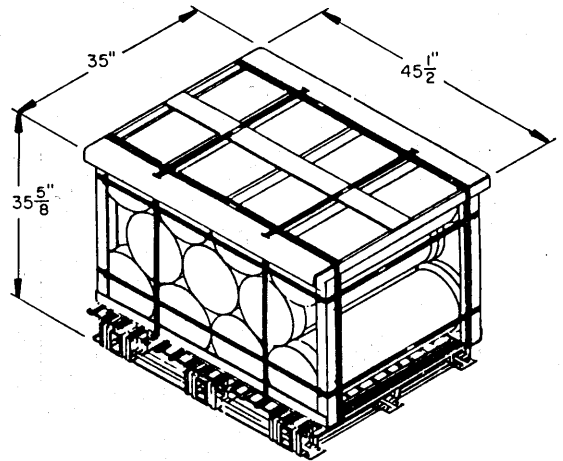
UNIT NO. 13



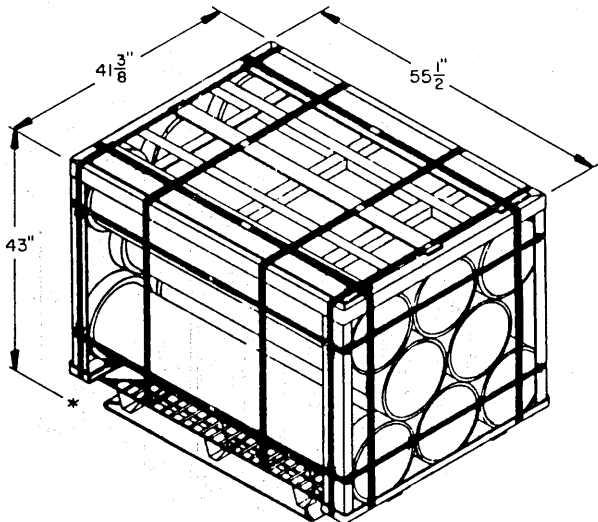
UNIT NO. 14



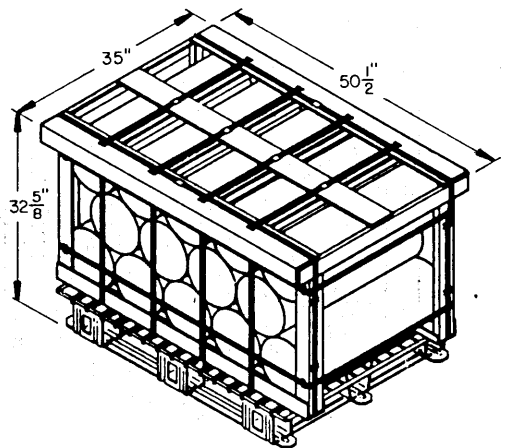
UNIT NO. 15



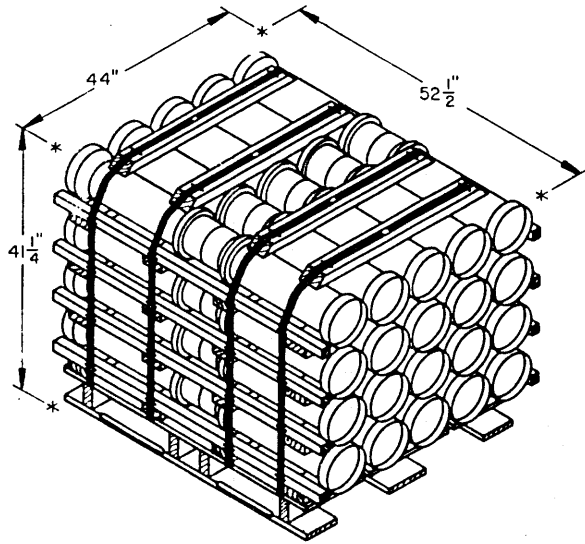
UNIT NO. 16



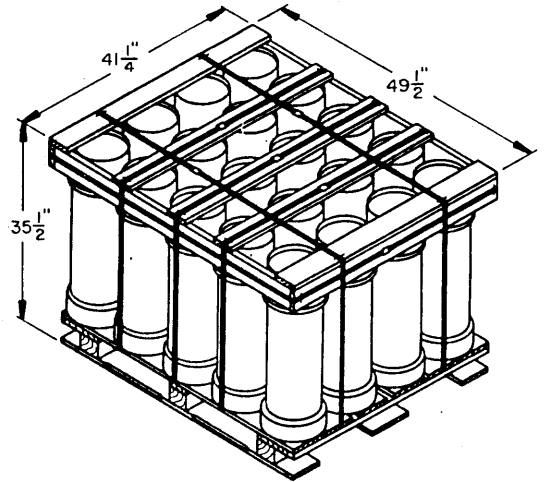
UNIT NO. 17



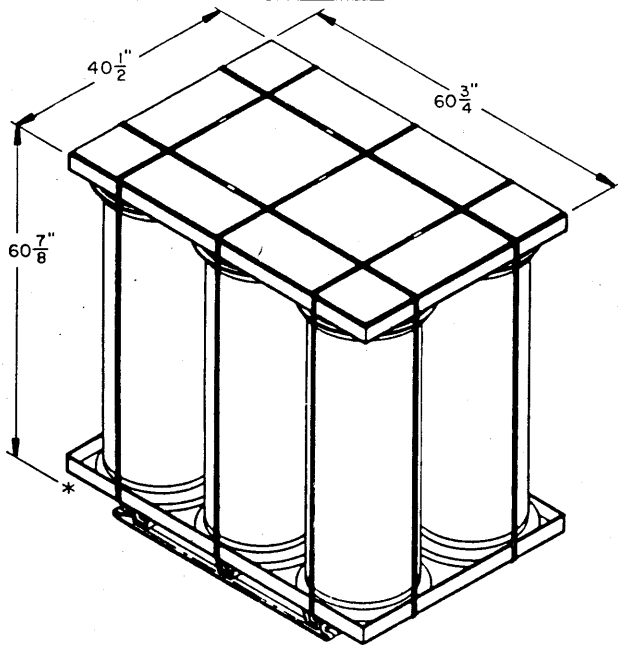
UNIT NO. 18



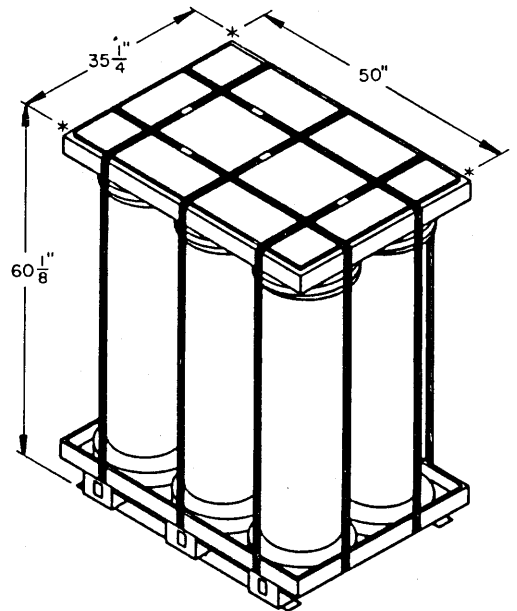
UNIT NO. 19



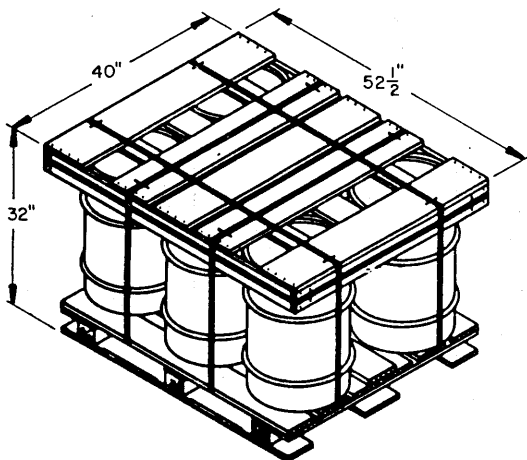
UNIT NO. 20



UNIT NO. 21



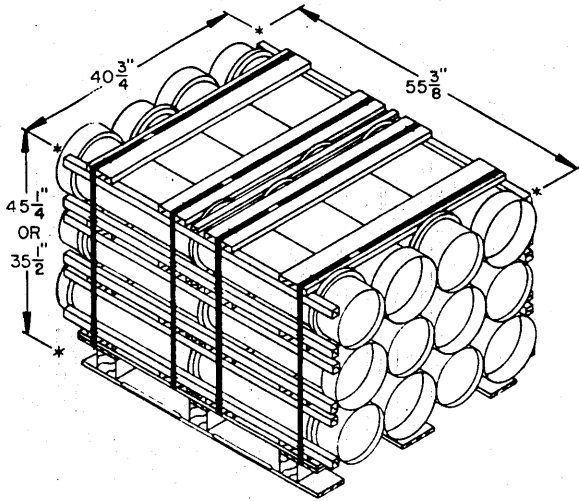
UNIT NO. 22



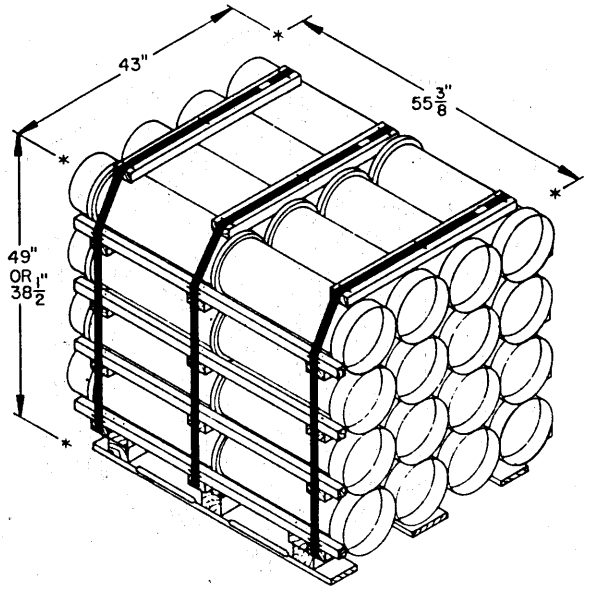
UNIT NO. 23

PALLET UNIT DETAILS

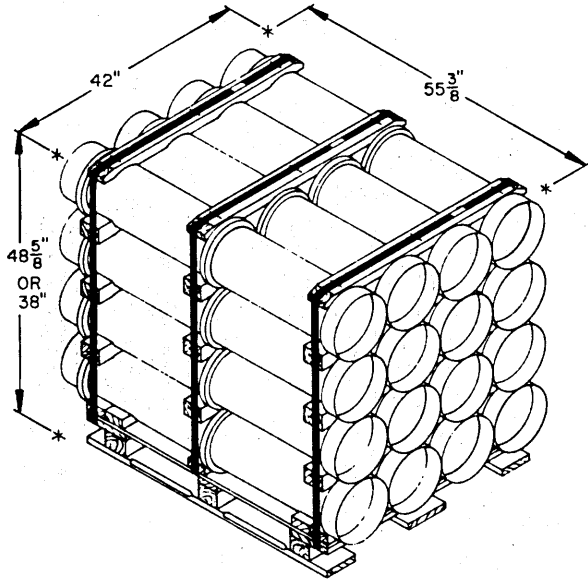
INTENTIONALLY LEFT BLANK
FOR UNITS 25 THRU 30



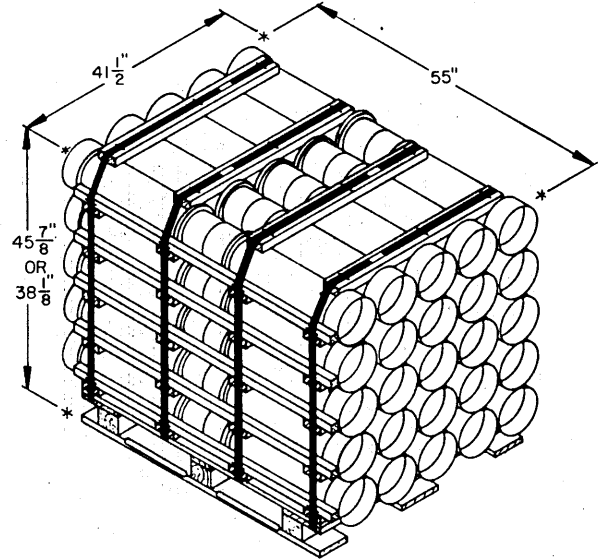
UNIT NO. 31



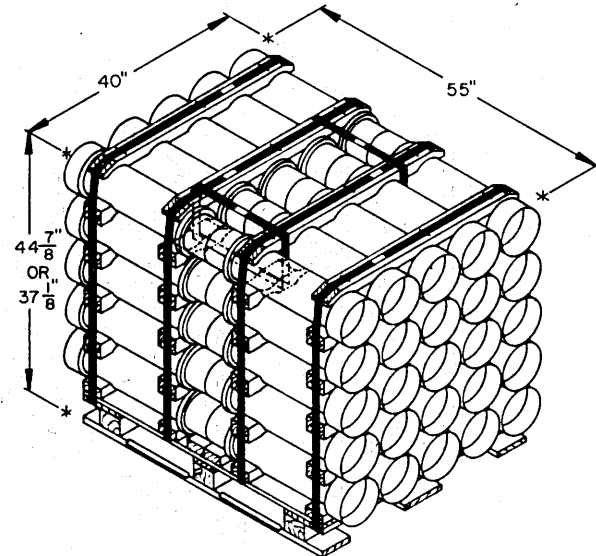
UNIT NO. 32



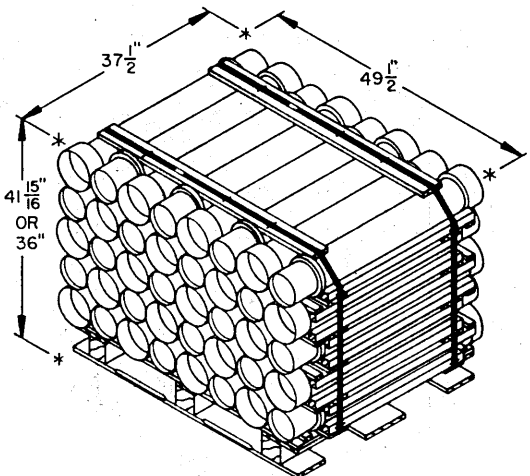
UNIT NO. 33



UNIT NO. 34

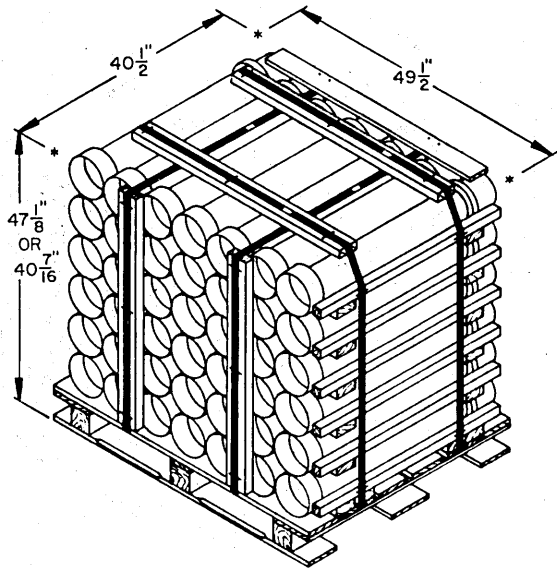


UNIT NO. 35

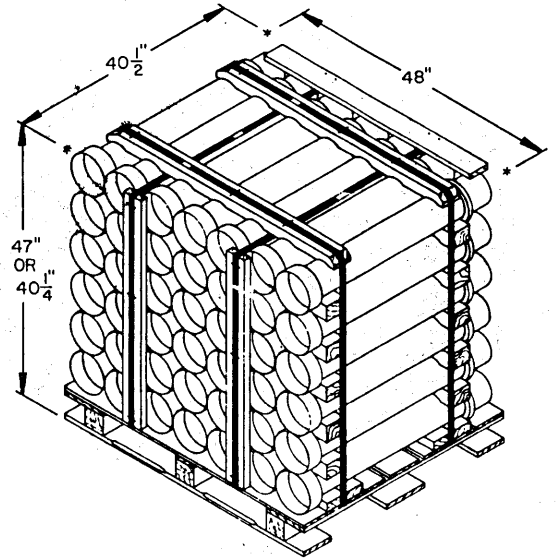


UNIT NO. 36

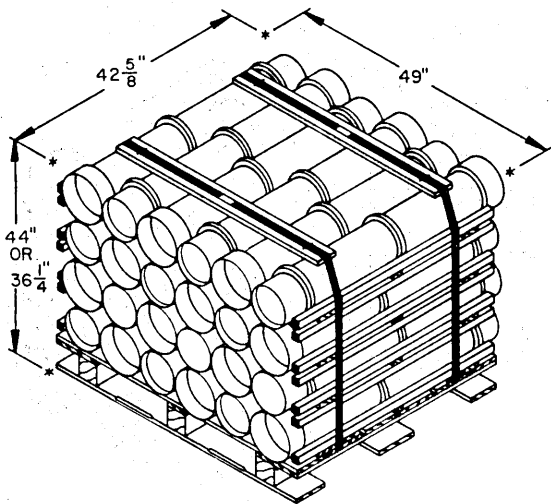
PALLET UNIT DETAILS



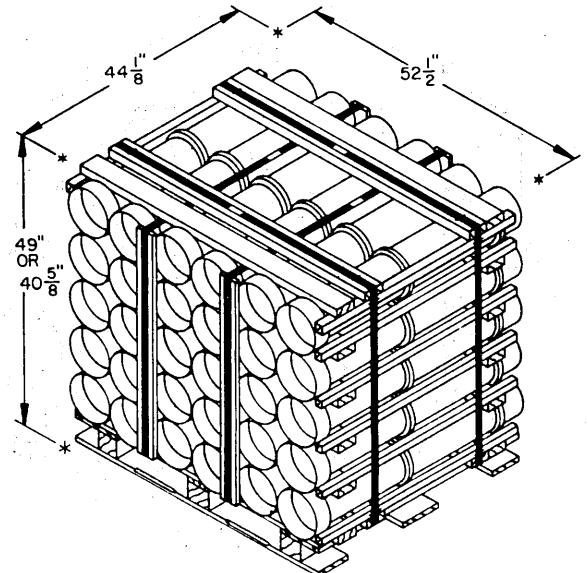
UNIT NO. 37



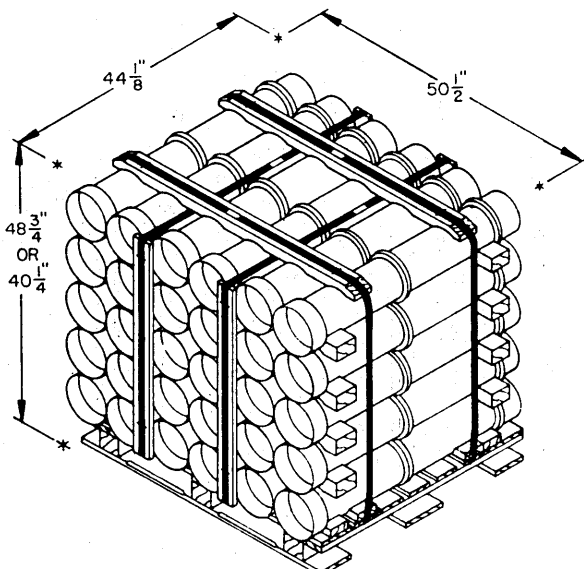
UNIT NO. 38



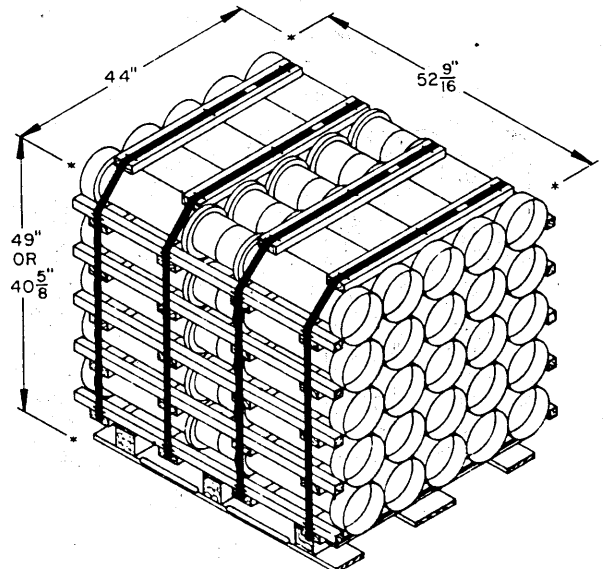
UNIT NO. 39



UNIT NO. 40

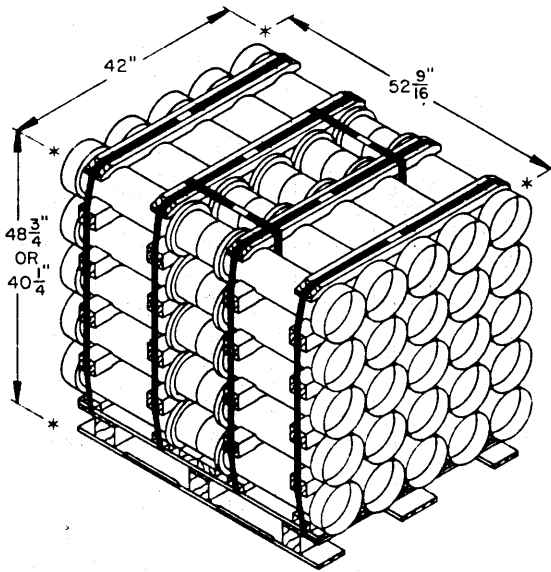


UNIT NO. 41

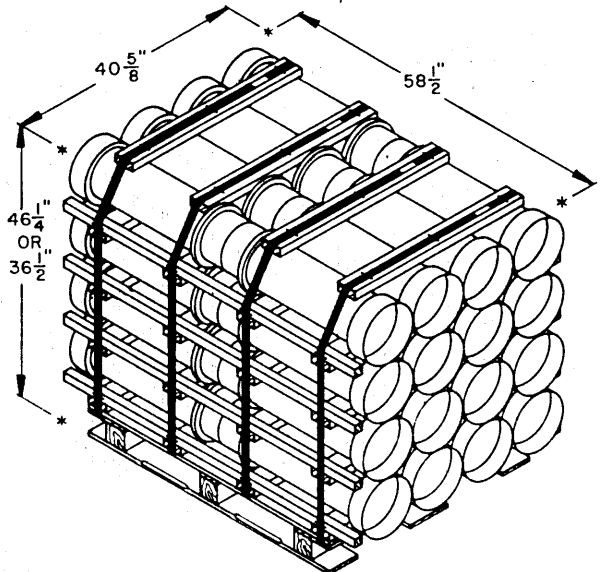


UNIT NO. 42

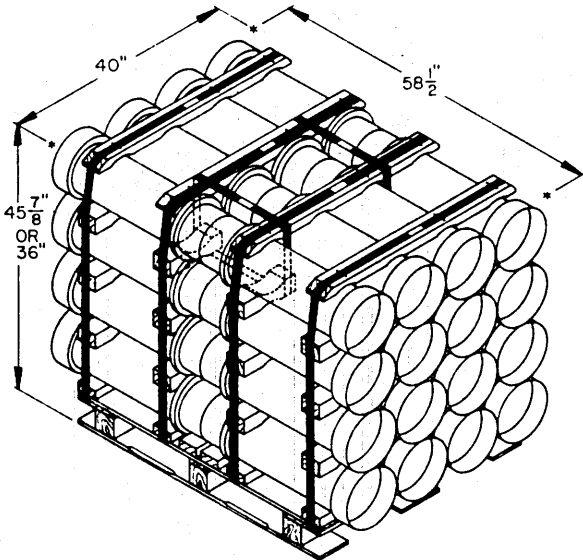
PALLET UNIT DETAILS



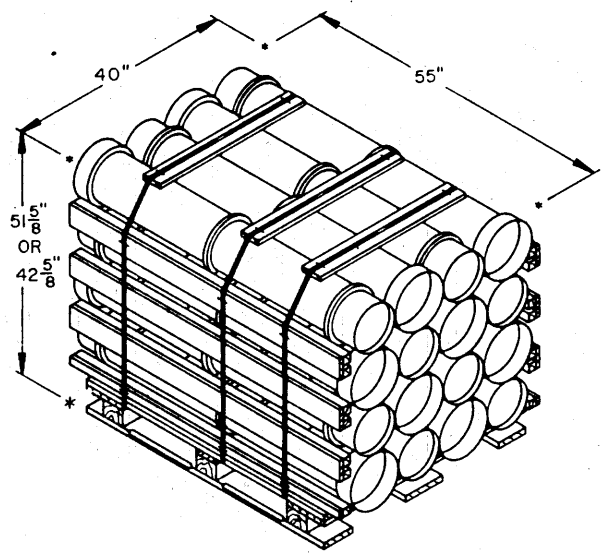
UNIT NO. 43



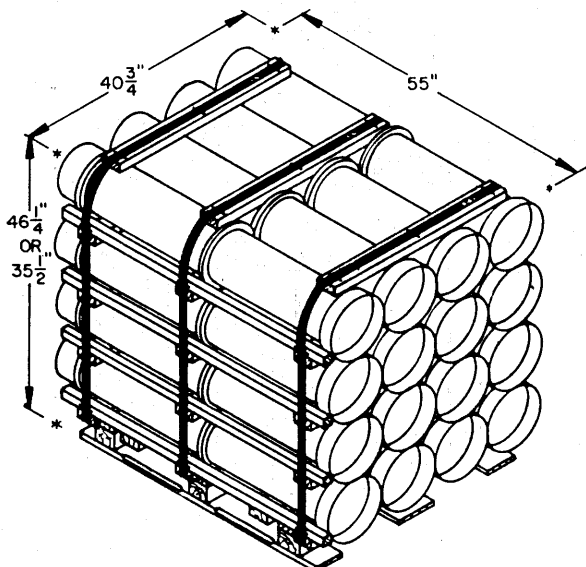
UNIT NO. 44



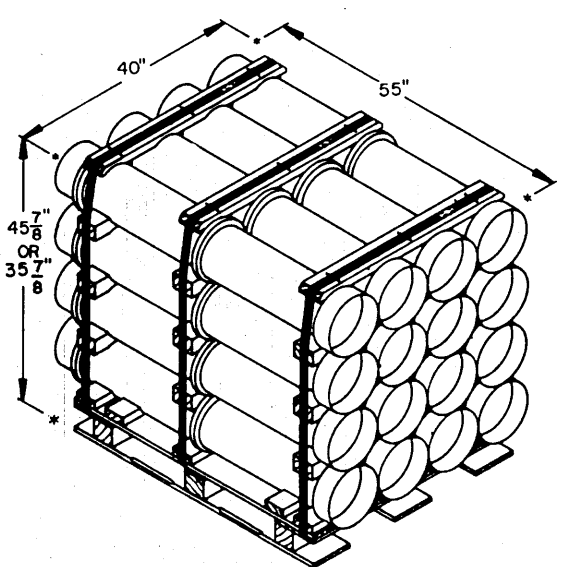
UNIT NO. 45



UNIT NO. 46

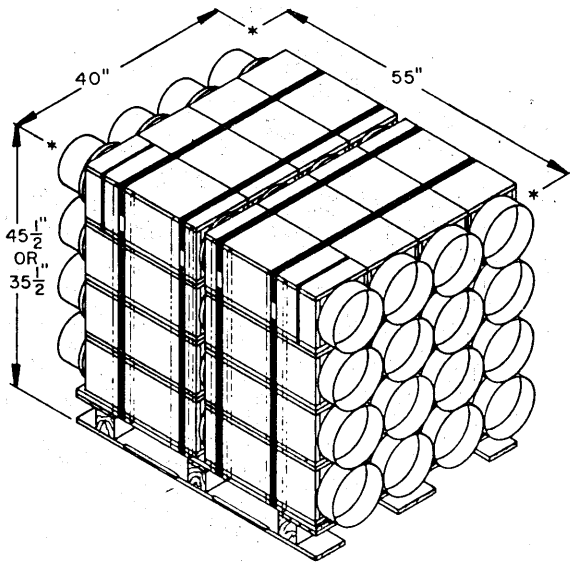


UNIT NO. 47

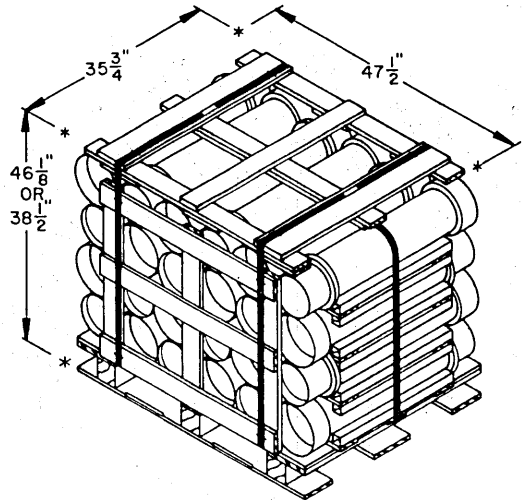


UNIT NO. 48

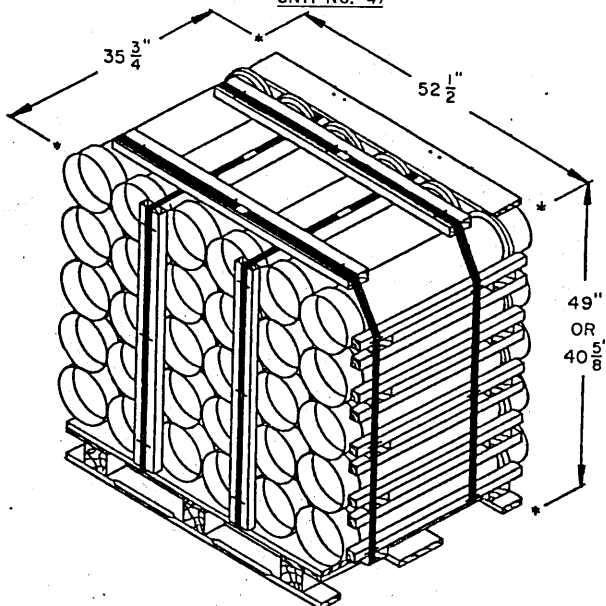
PALLET UNIT DETAILS



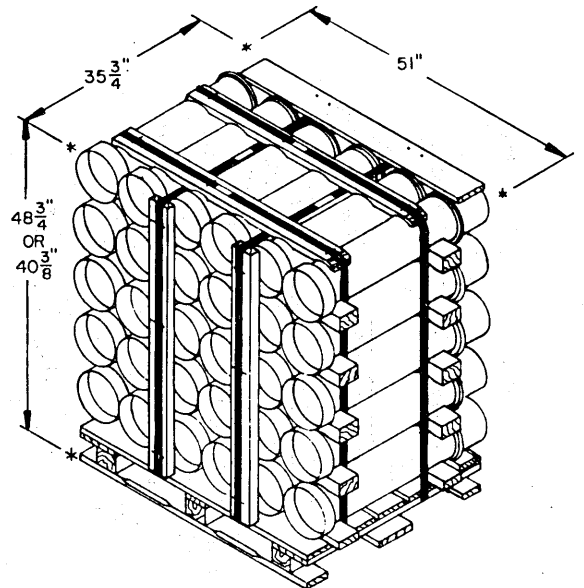
UNIT NO. 49



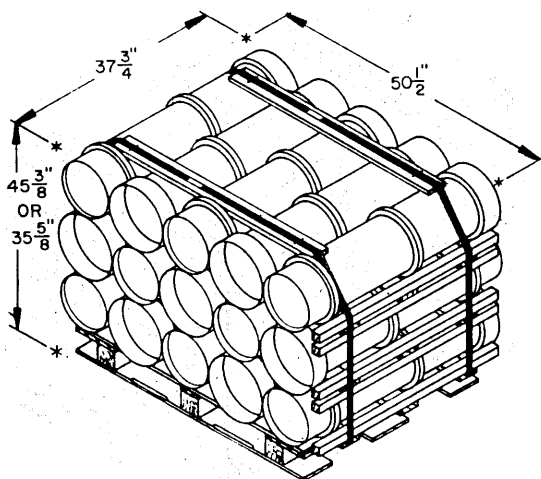
UNIT NO. 50



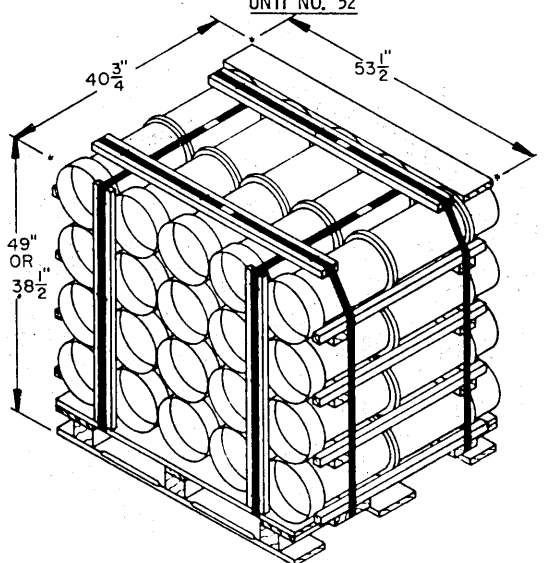
UNIT NO. 51



UNIT NO. 52

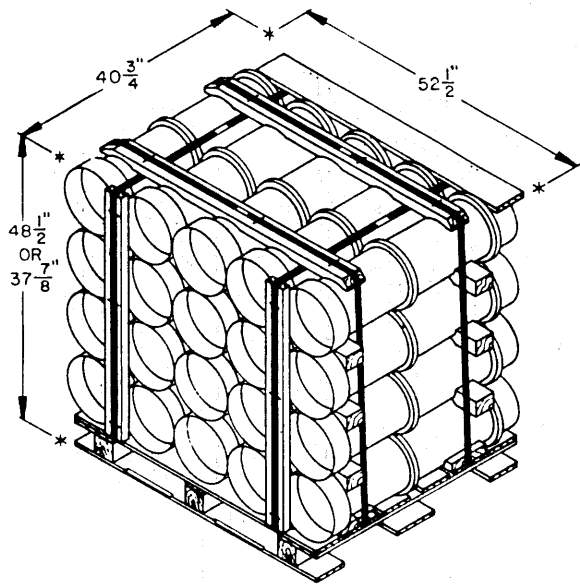


UNIT NO. 53

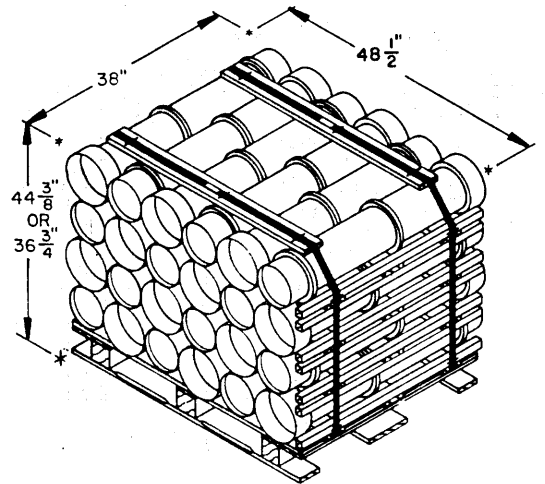


UNIT NO. 54

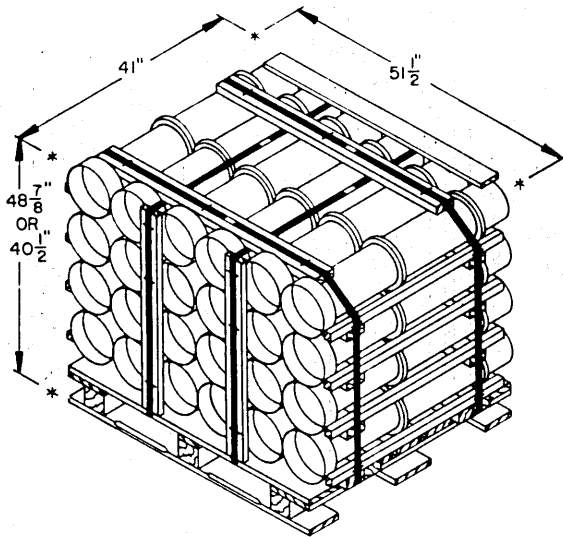
PALLET UNIT DETAILS



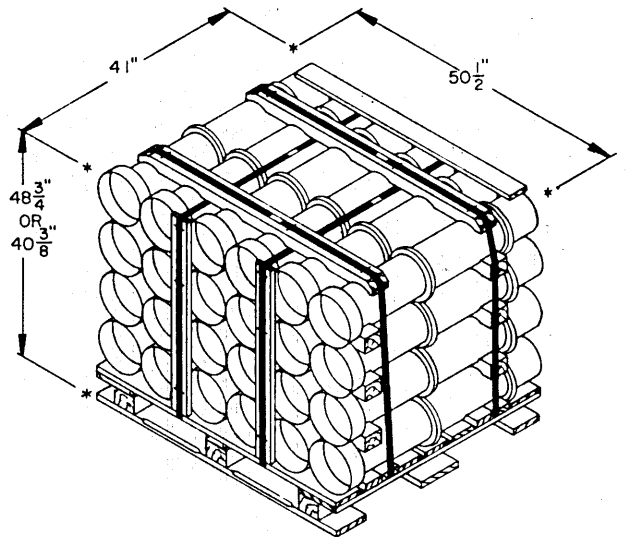
UNIT NO. 55



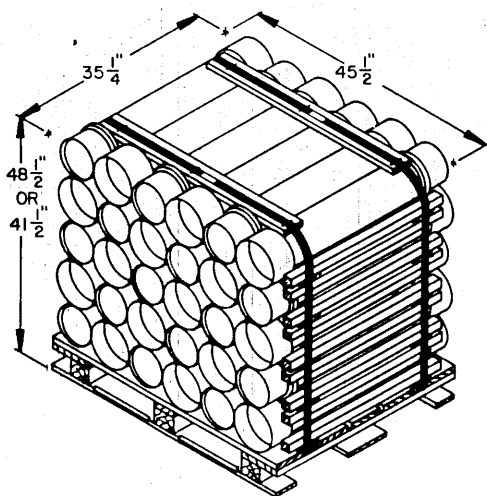
UNIT NO. 56



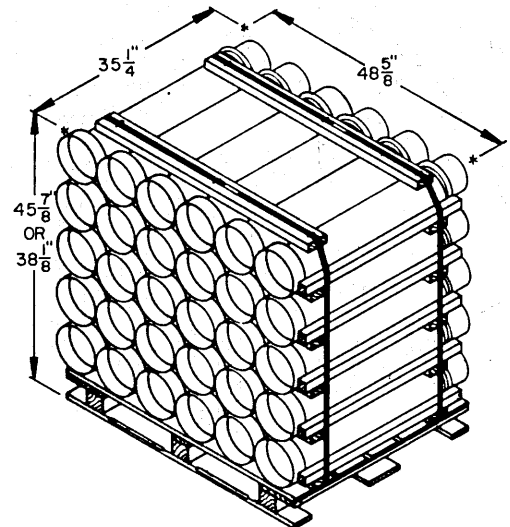
UNIT NO. 57



UNIT NO. 58

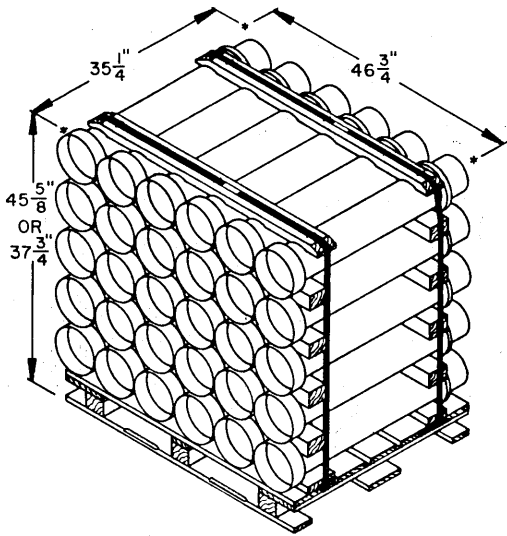


UNIT NO. 59

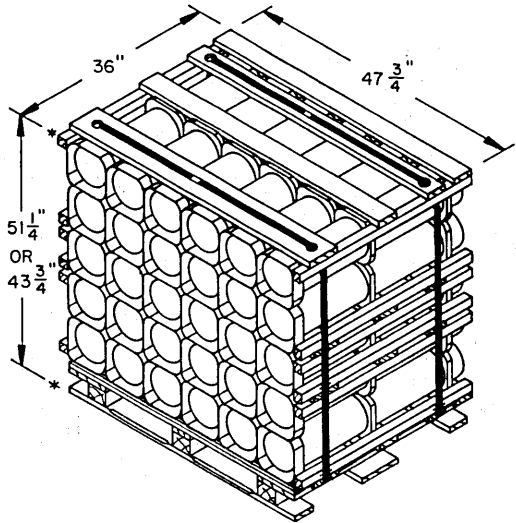


UNIT NO. 60

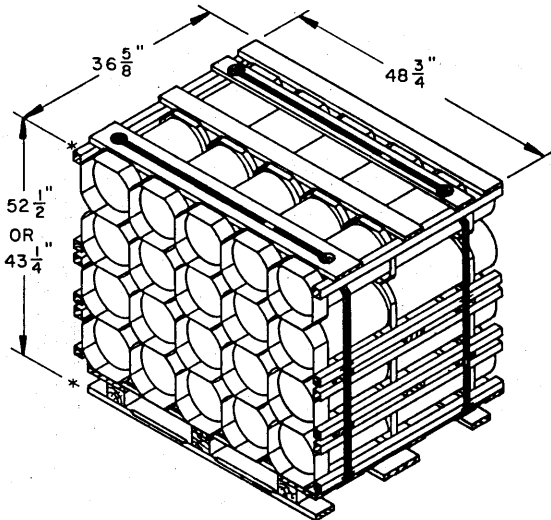
PALLET UNIT DETAILS



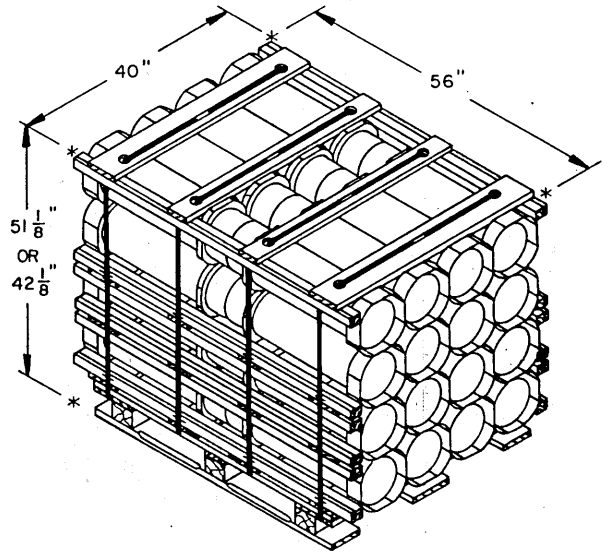
UNIT NO. 61



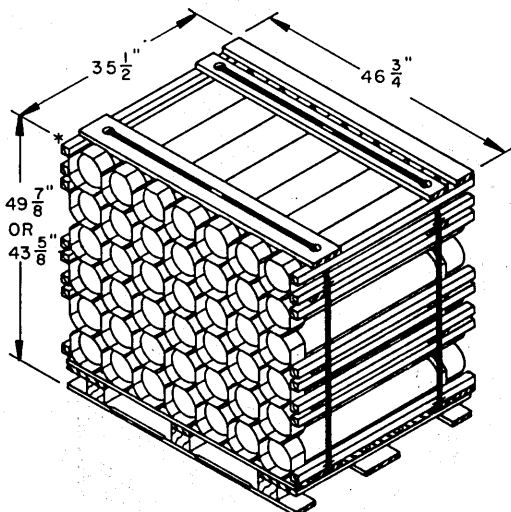
UNIT NO. 62



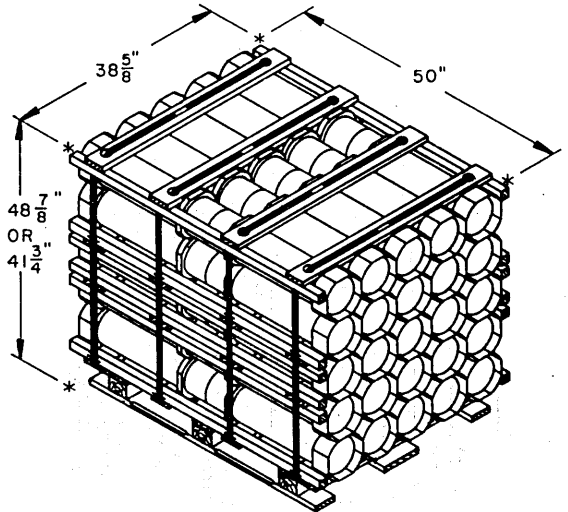
UNIT NO. 63



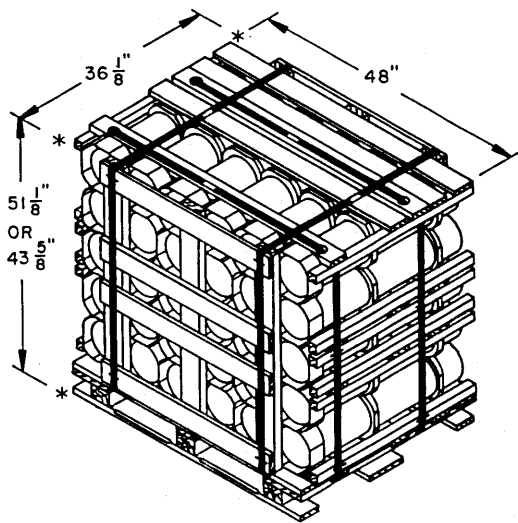
UNIT NO. 64



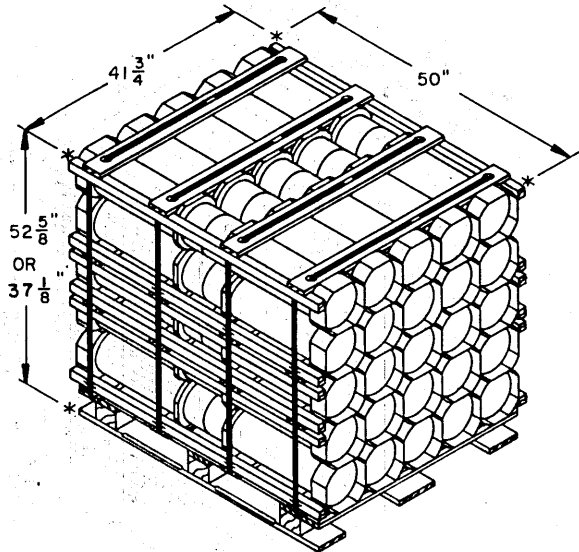
UNIT NO. 65



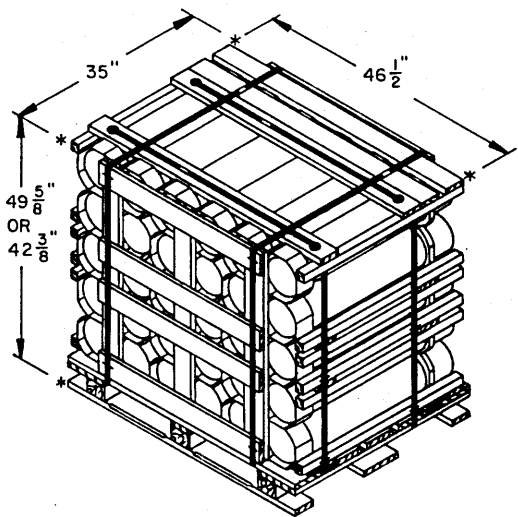
UNIT NO. 66



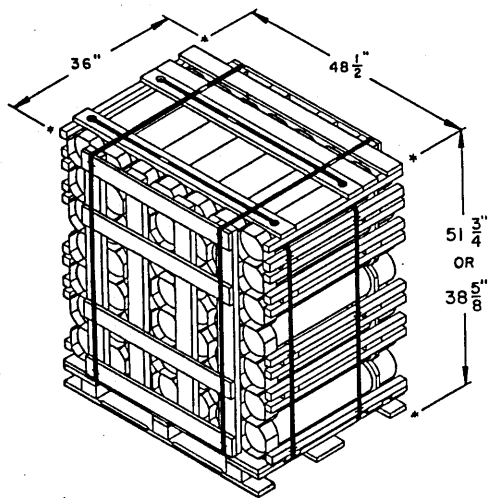
UNIT NO. 67



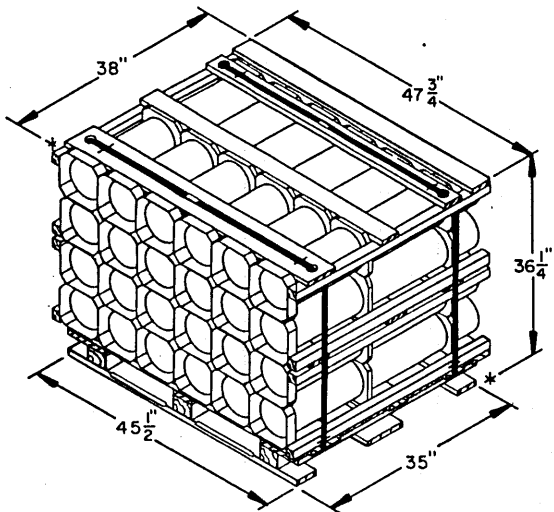
UNIT NO. 68



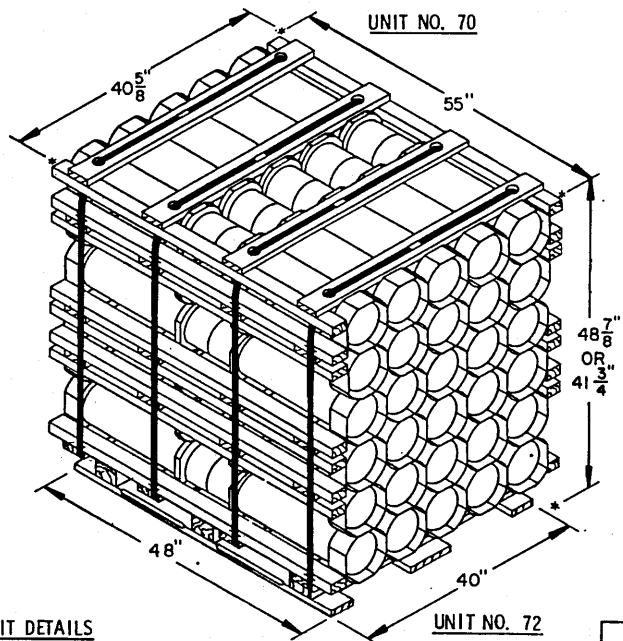
UNIT NO. 69



UNIT NO. 70

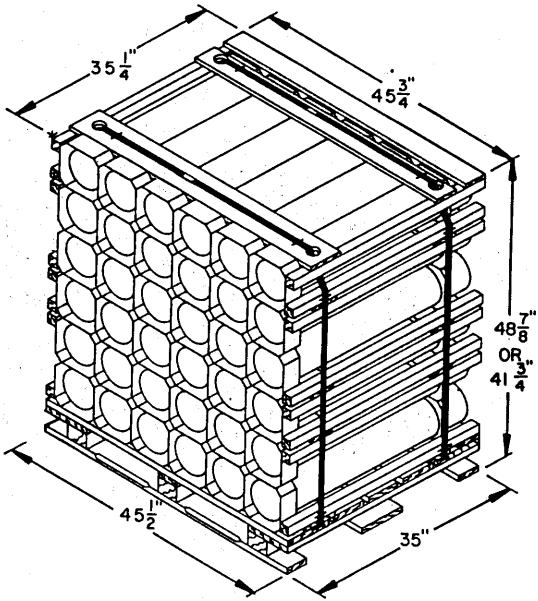


UNIT NO. 71



UNIT NO. 72

PALLET UNIT DETAILS



UNIT NO. 73

ITEMIZED INDEX (CONTINUED FROM PAGE 3)

LINE NO.*	ITEM IDENTIFICATION	PALLET UNIT DIMENSIONS L X W X H (INCHES)	UNIT WEIGHT (POUNDS)	UNIT NO.	UNIT DETAIL PAGE	STORAGE DETAIL PAGE
97	PA93 CNTR, PALLET UNIT	40 X 56 X 51-1/8	2,137	64	90	68
98	PA93 CNTR, PALLET UNIT (DECREASED-HEIGHT)	40 X 56 X 42-1/8	1,723	64	90	68
99	PA94 CNTR, PALLET UNIT	35-1/2 X 46-3/4 X 49-7/8	1,471	65	90	69
100	PA94 CNTR, PALLET UNIT (DECREASED-HEIGHT)	35-1/2 X 46-3/4 X 43-5/8	1,269	65	90	69
101	PA95 CNTR, PALLET UNIT	38-5/8 X 50 X 48-7/8	1,839	66	90	70
102	PA95 CNTR, PALLET UNIT (DECREASED-HEIGHT)	38-5/8 X 50 X 41-3/4	1,539	66	90	70
103	PA96 CNTR, PALLET UNIT	36-1/8 X 48 X 51-1/8	1,783	67	91	71
104	PA96 CNTR, PALLET UNIT (DECREASED-HEIGHT)	36-1/8 X 48 X 43-5/8	1,498	67	91	71
105	PA97 CNTR, PALLET UNIT	41-3/4 X 50 X 52-5/8	1,919	68	91	72
106	PA97 CNTR, PALLET UNIT (DECREASED-HEIGHT)	41-3/4 X 50 X 37-1/8	1,320	68	91	72
107	PA99 CNTR, PALLET UNIT	35 X 46-1/2 X 49-5/8	1,715	69	91	73
108	PA99 CNTR, PALLET UNIT (DECREASED-HEIGHT)	35 X 46-1/2 X 42-3/8	1,442	69	91	73
109	PA100 CNTR, PALLET UNIT	36 X 48-1/2 X 51-3/4	1,478	70	91	74
110	PA100 CNTR, PALLET UNIT (DECREASED-HEIGHT)	36 X 48-1/2 X 38-5/8	1,077	70	91	74
111	PA103 CNTR, PALLET UNIT	38 X 47-3/4 X 36-1/4	1,370	71	91	75
112	PA106 CNTR, PALLET UNIT	40-5/8 X 55 X 48-7/8	2,186	72	91	76
113	PA106 CNTR, PALLET UNIT (DECREASED-HEIGHT)	40-5/8 X 55 X 41-3/4	1,681	72	91	76
114	PA107 CNTR, PALLET UNIT	35-1/4 X 45-3/4 X 48-7/8	1,540	73	92	77
115	PA107 CNTR, PALLET UNIT (DECREASED-HEIGHT)	35-1/4 X 45-3/4 X 41-3/4	1,407	73	92	77

* THE PALLET UNITS LISTED ON THE EVEN NUMBERED LINES 98 THRU 110, AND 113 AND 115, ARE DECREASED HEIGHT UNITS, AS PERMITTED BY THE UNITIZATION DRAWINGS FOR EACH ITEM CONTAINER MODEL.

