

APPENDIX 16A

UNITIZATION PROCEDURES FOR BOXED AMMUNITION AND COMPONENTS ON SKIDDED BASES

CARTRIDGE, 4.2 INCH, GAS, PERSISTANT, M 2,
PACKED 2 PER WOODEN BOX, UNITIZED 24
BOXES PER TYPE I SKID BASE, APPROX
BOX SIZE 27" L X 11 $\frac{1}{4}$ " W X 7 $\frac{1}{4}$ " H

SKIDDED UNIT DATA						
ITEMS INCLUDED		HAZARD CLASSIFICATION				WEIGHT (LBS)
NSN	DODIC	DOT CLASS	CG CLASS	QD CLASS	COMP GROUP	
1315-00-028-5018	C70B	A	XI-A	(12)1.2	K	1,718
028-5024	C70B	A	XI-A	(12)1.2	K	1,718
* 028-5025	C70B	A	XI-A	(12)1.2	K	1,550
028-5027	C70B	A	XI-A	(12)1.2	K	1,718

* SEE GENERAL NOTE "B" ON PAGE 2.

NOTICE: THIS APPENDIX CANNOT STAND ALONE BUT MUST BE
USED IN CONJUNCTION WITH THE BASIC UNITIZATION PROCEDURES
DRAWING 19-48-4138-20PA1000.

NOTE: THESE PROCEDURES ONLY APPLY TO 4.2 INCH
CARTRIDGE OF TOXIC CHEMICAL MUNITIONS.

REVISIONS				DRAFTSMAN <i>AGC/MRD</i>	PROJ. ENG. <i>AGC/MRD</i>
				<small>DESIGNED BY</small> <i>AGC</i>	<small>LOG. ENGINEER OFFICE</small> <i>AGC</i>
				<small>APPROVED, U. S. ARMY ARMAMENT MATERIEL READINESS COMMAND</small> <i>W. Benton</i> <i>Darrel P. Fister</i> <small>DRSAR-440</small> <small>DRSAR-TMD</small>	
				<small>APPROVED BY ORDER OF COMMANDING GENERAL, U. S. ARMY MATERIEL DEVELOPMENT AND READINESS COMMAND (DARCOM)</small> <i>John F. Sigurdson</i> <small>U. S. ARMY DEFENSE AMMUNITION CENTER AND SCHOOL</small>	
				U. S. ARMY DARCOM DRAWING JANUARY 1980	
				CLASS	DIVISION
				DRAWING	FILE
				19	48
				4138/16A	20PA 1000

DO NOT SCALE

GENERAL NOTES

- A. THIS APPENDIX CANNOT STAND ALONE BUT MUST BE USED IN CONJUNCTION WITH THE BASIC UNITIZATION PROCEDURES DRAWING 19-48-4138-20PA1000. TO PRODUCE AN APPROVED UNIT LOAD, ALL PERTINENT PROCEDURES, SPECIFICATIONS AND CRITERIA SET FORTH WITHIN THE BASIC DRAWING WILL APPLY TO THE PROCEDURES DELINEATED IN THIS APPENDIX. ANY EXCEPTIONS TO THE BASIC PROCEDURES ARE SPECIFIED IN THIS APPENDIX.
- B. DIMENSIONS, CUBE AND WEIGHT OF A SKIDDED UNIT WILL VARY SLIGHTLY DEPENDING UPON THE ACTUAL DIMENSIONS OF THE BOXES AND THE WEIGHT OF THE SPECIFIC ITEM BEING UNITIZED. **NOTE:** IF THE BOX LENGTH IS DIFFERENT THAN THAT SHOWN IN THE UNIT DETAIL, THE "W" DIMENSION OF THE SKID BASE MUST BE ADJUSTED TO SUIT THE BOX BEING UNITIZED.
- C. THE FOLLOWING DARCOM DRAWINGS ARE APPLICABLE FOR OUTLOADING AND STORAGE OF THE ITEMS COVERED BY THIS APPENDIX.

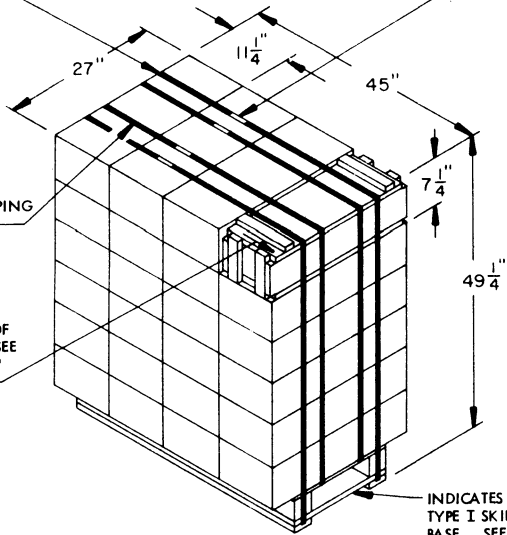
CARLOADING -----	DRAWING 19-48-4123-5PA1003
TRUCKLOADING -----	DRAWING 19-48-4124-11PA1004
STORAGE -----	DRAWING 19-48-4125-1-2-14PA1003
- D. FOR METHOD OF SECURING A STRAP CUTTER TO THE SKIDDED UNIT, SEE DARCOM DRAWING 19-48-4127-20P1000.
- E. IF ITEMS COVERED HEREIN ARE UNITIZED PRIOR TO ISSUANCE OF THIS APPENDIX, THE BOXES NEED NOT BE REUNITIZED SOLELY TO CONFORM TO THIS APPENDIX.
- F. THE UNITIZATION PROCEDURES DEPICTED HEREIN MAY ALSO BE USED FOR UNITIZING 4.2 INCH CARTRIDGES WHEN IDENTIFIED BY DIFFERENT NATIONAL STOCK NUMBERS (NSN) THAN WHAT IS SHOWN ON THE TITLE PAGE, PROVIDED THE BOX PACK DOES NOT VARY FROM WHAT IS DELINEATED HEREIN. THE EXPLOSIVE CLASSIFICATION OF OTHER ITEMS MAY BE DIFFERENT THAN WHAT IS SHOWN.
- G. **NOTE:** A TYPE II SKID BASE IS NOT APPROVED FOR USE IN UNITIZING THESE ITEMS. SEE GENERAL NOTE "B" ON PAGE 2 OF THE BASIC PROCEDURES DRAWING 19-48-4138-20PA1000.

TIEDOWN STRAP (SKID) 3/4" X .035" OR .031" BY 16'-9" LONG STEEL STRAPPING (2 REQD).

SEAL FOR 3/4" STRAPPING (4 REQD, 1 PER STRAP). CRIMP EACH SEAL WITH TWO PAIR OF NOTCHES.

TIEDOWN STRAP, 3/4" X .035" OR .031" BY 15'-11" LONG STEEL STRAPPING (2 REQD).

TYPICAL LOCATION FOR SECUREMENT OF A STRAP CUTTER. SEE GENERAL NOTE "D" AT RIGHT.



INDICATES TYPE I SKID BASE. SEE GENERAL NOTE "G" AT RIGHT.

SKIDDED UNIT

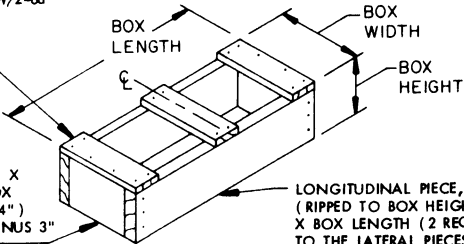
SEE GENERAL NOTE "B" AT RIGHT.

24 BOXES (4.2 CARTRIDGE; 2 PER BOX) @ 70 LBS -----	1,680 LBS (APPROX)
DUNNAGE -----	5 LBS
SKID BASE -----	33 LBS
TOTAL WEIGHT -----	1,718 LBS (APPROX)
CUBE -----	34.6 CU FT (APPROX)

BILL OF MATERIAL

TYPE I SKID BASE, 17-1/2" W X 44" L ---	1 REQD -----	33 LBS
STEEL STRAPPING, 3/4" -----	65.33' REQD -----	4.67 LBS
SEAL FOR 3/4" STRAPPING -----	4 REQD -----	NIL

TIE PIECE, 1" X 4" X BOX WIDTH (3 REQD). NAIL TO LONGITUDINAL PIECES W/2-6d NAILS AT EACH END AND TO THE LATERAL PIECES W/2-6d NAILS.



FILLER ASSEMBLY A

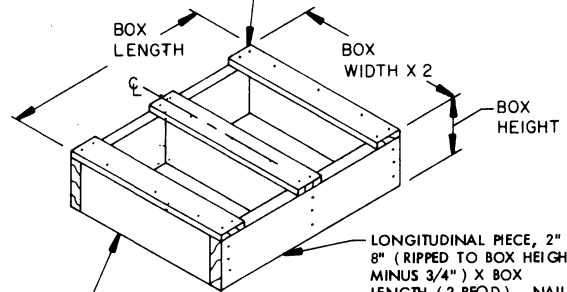
(FOR MINUS ONE BOX)

LATERAL PIECE, 2" X 8" (RIPPED TO BOX HEIGHT MINUS 3/4") BY BOX WIDTH MINUS 3" (2 REQD).

LONGITUDINAL PIECE, 2" X 8" (RIPPED TO BOX HEIGHT MINUS 3/4") X BOX LENGTH (2 REQD). NAIL TO THE LATERAL PIECES W/3-10d NAILS AT EACH END.

LATERAL PIECE, 2" X 8" (RIPPED TO BOX HEIGHT MINUS 3/4") X WIDTH OF 2 BOXES MINUS 3" (3 REQD).

TIE PIECE, 1" X 4" X WIDTH OF 2 BOXES (3 REQD). NAIL TO LONGITUDINAL PIECES W/2-6d NAILS AT EACH END AND TO THE LATERAL PIECES W/3-6d NAILS.



FILLER ASSEMBLY B

(FOR MINUS TWO BOXES)

LONGITUDINAL PIECE, 2" X 8" (RIPPED TO BOX HEIGHT MINUS 3/4") X BOX LENGTH (2 REQD). NAIL TO THE LATERAL PIECES W/3-10d NAILS AT EACH JOINT.