

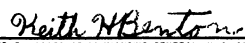
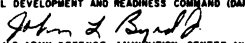
# STORAGE IN APPROVED MAGAZINES OF 8" SEPARATE LOADING PROJECTILES, UNITIZED 10 ROUNDS PER 40" L X 48-1/8" W X 27-1/4" H PALLET UNIT

## INDEX

<u>ITEM</u>	<u>PAGE(S)</u>
GENERAL NOTES, AND MATERIAL SPECIFICATIONS -----	2
DETAILS -----	3
STORAGE PROCEDURES ( EARTH-COVERED MAGAZINES ):	
80', 60' AND 40' L X 26'-6" W X 12'-9" H IGLOO MAGAZINES -----	4, 5
80' AND 40' L X 25' W X 10' H ARCH TYPE MAGAZINES ( IGLOO ) -----	6, 7
80' AND 40' L X 25' W X 11' H ARCH TYPE MAGAZINES ( IGLOO ) -----	8, 9
80' AND 40' L X 25' W X 12'-1-3/4" H ARCH TYPE MAGAZINES ( IGLOO ) -----	10, 11
81'-2" L X 26'-6" W X 12'-1-3/4" H ARCH TYPE MAGAZINE ( IGLOO ) -----	12, 13
80' L X 25' W X 14'-4" H STRADLEY AND 89' L X 24'-10" W X 14'-4" H OVAL ARCH MAGAZINES -----	14, 15
52" DIA CORBETTA MAGAZINE -----	16, 17
100' L X 50' W RECTANGULAR MAGAZINE -----	18, 19
TYPICAL MULTIPLE-LOT STORAGE PROCEDURES:	
IGLOO AND ARCH TYPE MAGAZINES -----	20, 21
STRADLEY AND OVAL ARCH TYPE MAGAZINES -----	22, 23
CORBETTA MAGAZINE -----	24, 25
RECTANGULAR MAGAZINE -----	26

● SIZE OF UNIT MAY VARY SLIGHTLY, HOWEVER,  
PROCEDURES SPECIFIED HEREIN WILL APPLY.

**DO NOT SCALE**

REVISIONS				DRAFTSMAN	PROJ ENG
				DAK	NSK
				CHECKER	LOC ENGINE OFFICE
				RSH	John Boyd
APPROVED, U. S. ARMY ARMAMENT MATERIEL READINESS COMMAND					
 APPROVED BY ORDER OF COMMANDING GENERAL, U. S. ARMY MATERIEL DEVELOPMENT AND READINESS COMMAND (DARCOM)					
 U. S. ARMY DEFENSE AMMUNITION CENTER AND SCHOOL					
<b>U. S. ARMY DARCOM DRAWING</b>					
<b>JANUARY 1979</b>					
	CLASS	DIVISION	DRAWING	FILE	
	19	48	4102/10	1-3-4-14 22PE1001	

## GENERAL NOTES

- A. THIS DOCUMENT HAS BEEN PREPARED AND ISSUED IN ACCORDANCE WITH AR 740-1, AND AUGMENTS TM 743-200-1 ( CHAPTER 5 ).
- B. THE STORAGE PROCEDURES DEPICTED WITHIN THIS DOCUMENT ARE APPLICABLE FOR STORAGE IN VARIOUS TYPES AND SIZES OF MAGAZINES. THE STORAGE PROCEDURES DEPICTED FOR THE SPECIFIC TYPES OF MAGAZINES MAY ALSO BE UTILIZED TO STORE PROJECTILE PALLET UNITS IN OTHER TYPES OF APPROVED MAGAZINES. MINOR ADJUSTMENTS MAY BE MADE TO FACILITATE STORAGE IN OTHER TYPES OF MAGAZINES, HOWEVER, THE BASIC PRINCIPLES AS DEPICTED HEREIN WILL BE FOLLOWED.
- C. CAUTION: THE ALLOWABLE "EXPLOSIVE LIMIT" ESTABLISHED FOR A MAGAZINE IS NOT TO BE EXCEEDED. STORAGE OF SOME SPECIFIC TYPES OF SEPARATE LOADING PROJECTILES MUST ALSO COMPLY WITH CURRENT DIRECTIVE AND REGULATORY REQUIREMENTS OTHER THAN AS SPECIFIED IN THIS DRAWING.
- D. STORED PALLET UNITS MUST NOT CONTACT THE WALLS OF A MAGAZINE, TO PROVIDE FOR THIS MANDATORY CLEARANCE REQUIREMENT, UNITS MAY BE ELIMINATED FROM THE DEPICTED STORAGE PATTERN AS NECESSARY.
- E. AISLE DIMENSIONS SHOWN FOR STORAGE PROCEDURES IN MAGAZINES MAY BE ADJUSTED TO SUIT LOCAL CONDITIONS, VARIATIONS IN PALLET UNIT DIMENSIONS, AND/OR AVAILABLE MATERIALS HANDLING EQUIPMENT.
- F. THE MAXIMUM FLOOR LOAD FOR A MAGAZINE AS PRESCRIBED BY LOCAL STANDARDS WILL NOT BE EXCEEDED.
- G. IF AVAILABLE MHE PERMITS, ADDITIONAL PALLETIZED UNITS MAY BE STORED WITHIN THE FRONTAL AREA AND/OR OTHER AVAILABLE AREA OF THE MAGAZINE.
- H. THE HEIGHT OF THE PACKAGE GUARD ON SOME FORKLIFT TRUCKS MAY NOT PERMIT PLACEMENT OF SOME TOP LAYER UNITS IN THE STACKS SHOWN IN THE STORAGE VIEWS HEREIN, UNLESS TWO UPPER PALLET UNITS ARE HANDLED AS ONE LIFT OR THE PACKAGE GUARD IS REMOVED (TINE CARRIAGE WILL IN MOST INSTANCES PROVIDE ADEQUATE PACKAGE GUARD PROTECTION). ONLY A FORKLIFT TRUCK OF ADEQUATE CAPACITY WILL BE USED WHEN LIFTING TWO PALLET UNITS AS ONE LIFT.
- J. STACK-STABILIZING DUNNAGE IN THE FORM OF "SHIMS" PROBABLY WILL BE REQUIRED TO ACHIEVE SOUND AND ACCEPTABLE STABLE STACKS. SHIM MATERIAL OF VARYING THICKNESSES WILL BE USED AS REQUIRED TO GAIN LEVEL OR NEARLY LEVEL STACKS AND SOLID BEARING WITHIN A STACK FROM THE FLOOR OF A MAGAZINE TO THE TOP OF THE STACK.
- K. THE USE OF "FLOOR DUNNAGE" UNDER METAL PALLETS IS OPTIONAL, ALTHOUGH THE USE OF THIS TYPE OF DUNNAGE IS DELINEATED WITHIN THIS STORAGE PROCEDURE DRAWING. THE PURPOSE OF FLOOR DUNNAGE IS TO HELP KEEP THE RUNNERS OF A PALLET DRY, THUS AIDING IN PREVENTING DETERIORATION DUE TO OXIDATION (RUSTING). THEREFORE, FLOOR DUNNAGE SHOULD BE USED WHEN STORING IN A MAGAZINE THAT IS KNOWN TO HAVE A "DAMP" FLOOR. ALSO, IN LIEU OF USING ONE-INCH THICK FLOOR DUNNAGE AS SPECIFIED, THE USE OF THICKER FLOOR DUNNAGE MAY BE REQUIRED, AND SHOULD BE USED, TO ACHIEVE THE DESIRED OBJECTIVE.
- L. DUNNAGE LUMBER SPECIFIED THROUGHOUT THIS PROCEDURAL DRAWING IS OF NOMINAL SIZE. FOR EXAMPLE, 1" X 6" MATERIAL IS ACTUALLY 3/4" THICK BY 5-1/2" WIDE.
- M. PORTIONS OF THE MAGAZINES, SUCH AS SIDEWALLS, END WALLS, AND ROOFS, HAVE NOT BEEN SHOWN IN THE STORAGE VIEWS FOR CLARITY PURPOSES.
- N. STORAGE OF MULTIPLE LOTS IN A MAGAZINE WILL REQUIRE CAREFUL PREPLANNING SO AS TO INSURE MHE ACCESSIBILITY TO ANY LOT IN ACCORDANCE WITH REQUIREMENTS SET FORTH IN THE APPLICABLE "SPECIAL NOTES" SECTIONS OF THE MULTIPLE-LOT STORAGE PROCEDURES TYPICALLY SHOWN ON PAGES 20 THRU 26.
- O. ALTHOUGH SPECIFIC PROCEDURES ARE INCLUDED IN THIS DRAWING FOR STORING MULTIPLE LOTS WITHIN ONE STRUCTURE, THE BASIC STORAGE PATTERNS AS SHOWN ON PAGES 4 THRU 19 CAN ALSO BE ADAPTED FOR THE STORING OF MORE THAN ONE LOT. LOTS WHEN STORED IN ACCORDANCE WITH A BASIC STORAGE PATTERN MAY BE STORED WITH ONE OR MORE ROWS USED FOR EACH LOT. A SPACE OF APPROXIMATELY 1" WILL HAVE TO BE LEFT BETWEEN ADJACENT ROWS CONTAINING DIFFERENT LOTS. IN BASIC STORAGE PATTERNS WHERE THE WIDTH OF A ROW IS ESTABLISHED BY THE 48-1/8" UNIT-DIMENSION, EACH ROW MAY BE A DIFFERENT LOT AND BE READILY REMOVABLE. IN BASIC STORAGE PATTERNS WHERE THE WIDTH OF A ROW IS ESTABLISHED BY THE 40" UNIT-DIMENSION, A LOT MUST CONSIST OF TWO OR MORE ROWS TO PROVIDE ADEQUATE SPACE TO ACCOMMODATE THE WIDTH OF A FORKLIFT TRUCK FOR STORING OR REMOVING THE LOT. HOWEVER, WHEN THE SIZE OF A LOT REQUIRES THE SPACE OF ONLY ONE ROW, IT IS PERMISSIBLE TO STORE THAT LOT WITH THE 48-1/8" UNIT-DIMENSION ESTABLISHING THE WIDTH OF THAT ROW, PROVIDING THE STORAGE PRINCIPLES SPECIFIED ARE FOLLOWED AS CLOSELY AS POSSIBLE. THE 1" SPACE BETWEEN LOTS, AS STATED ABOVE, WILL NOT BE EXCEEDED SOLELY TO ACCOMMODATE THE WIDTH OF A FORKLIFT TRUCK. FOR ADDITIONAL REQUIREMENTS AND GUIDANCE, SEE THE SPECIAL NOTES FOR MULTIPLE-LOT STORAGE ON PAGES 20 THRU 26.

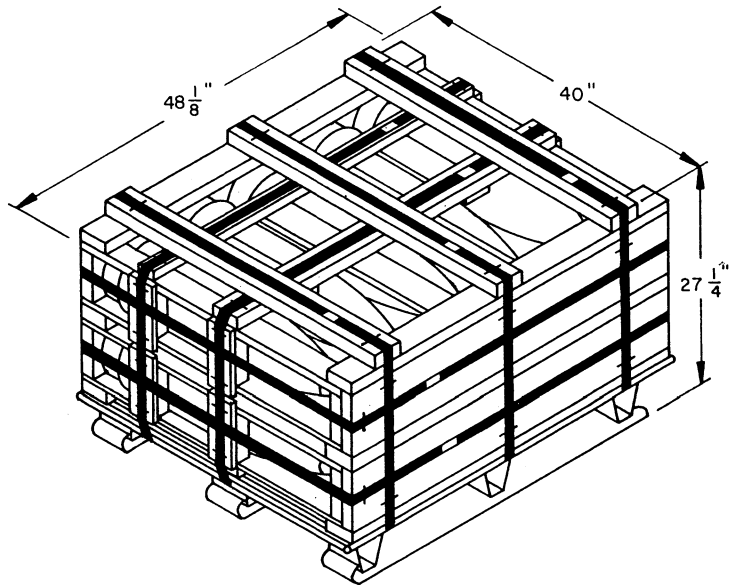
( CONTINUED AT RIGHT )

## MATERIAL SPECIFICATIONS

LUMBER ----- : SEE TM 743-200-1, DUNNAGE LUMBER, FED SPEC MM-L-751.

## ( GENERAL NOTES CONTINUED )

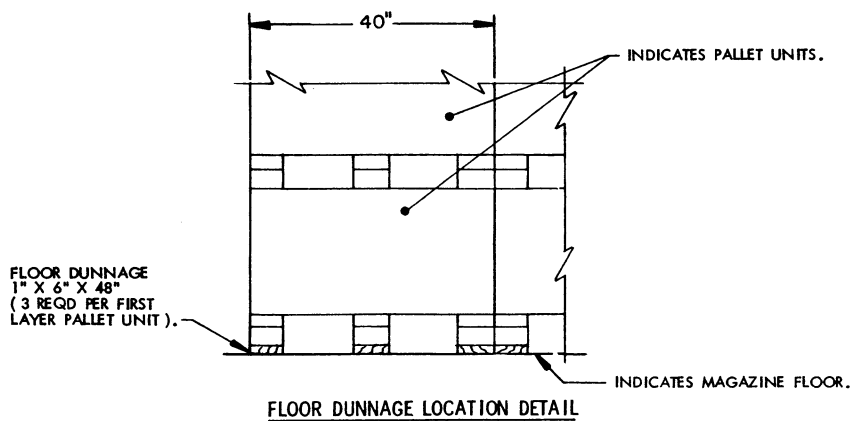
- P. ANY "LIGHT" PALLETIZED UNIT THAT DOES NOT CONTAIN A FULL QUANTITY OF SEPARATE LOADING PROJECTILES WILL NOT BE BURIED IN STORAGE. IT MUST BE POSITIONED ADJACENT TO AN AISLE, PREFERABLY IN FRONT OF THE LOT.
- Q. SEPARATE LOADING PROJECTILES PRESENTLY STORED IN ACCORDANCE WITH A PRIOR APPROVED DRAWING NEED NOT BE RE-STORED SOLELY TO CONFORM TO THE PROCEDURES SPECIFIED IN THIS DOCUMENT.



**8', 10/PALLET**

**NOTE:** SIZE OF UNIT MAY VARY SLIGHTLY.

**UNIT WEIGHT**-----2,849 LBS ( APPROX )

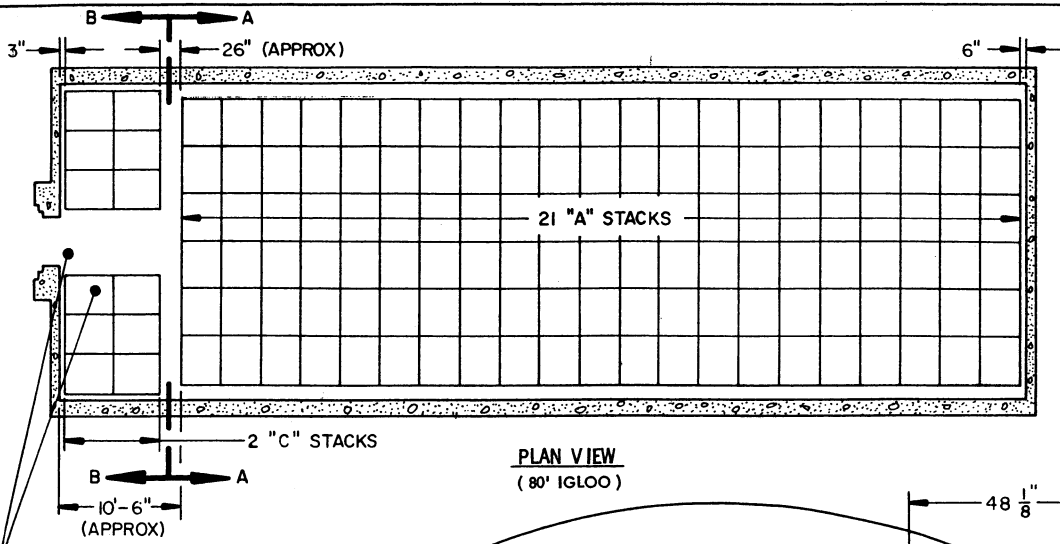


**FLOOR DUNNAGE LOCATION DETAIL**

ISOMETRIC VIEWS WITHIN THIS DRAWING DO NOT DEPICT ALL FLOOR DUNNAGE THAT IS REQUIRED WHEN FLOOR DUNNAGE IS USED. FLOOR DUNNAGE IS SHOWN AT SOME LOCATIONS TO PROVIDE POSITIONING GUIDANCE.

**STORAGE IN 80' IGLOO**

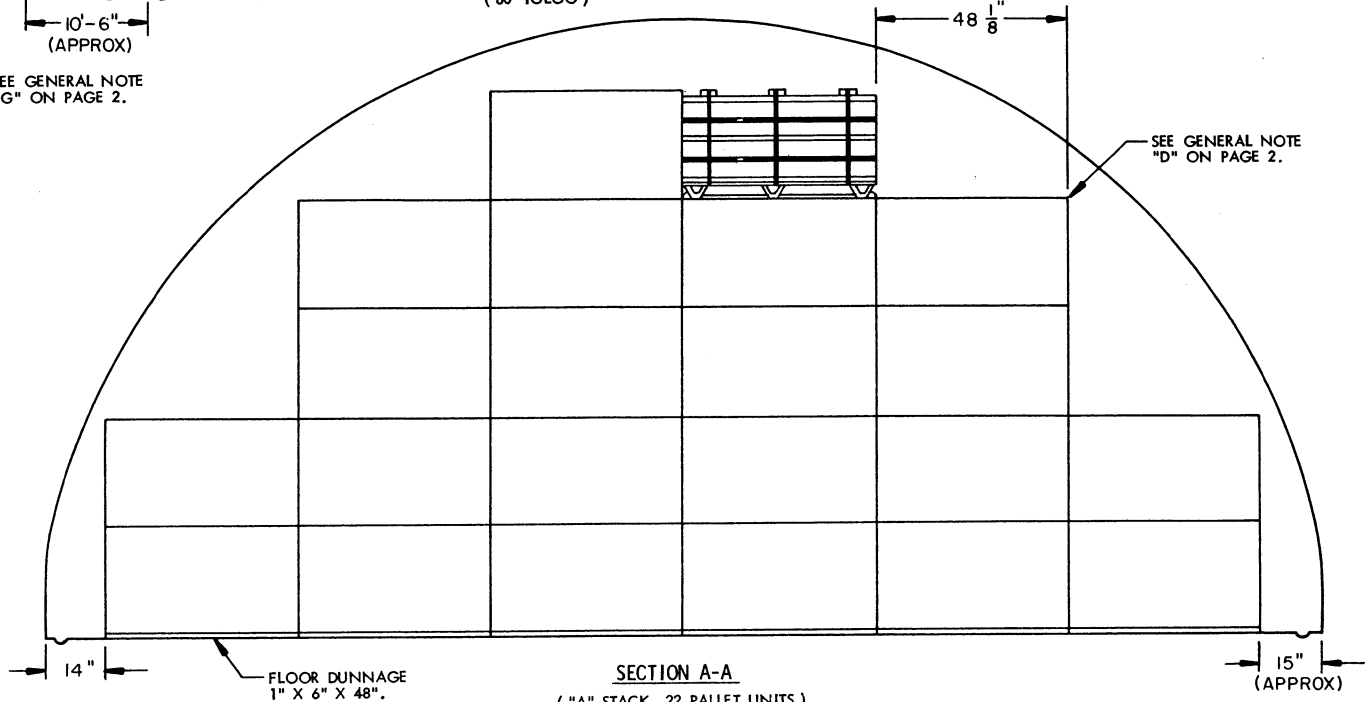
ITEM	QUANTITY
PALLET UNITS -----	490
PROJECTILES -----	4,900



**PLAN VIEW**  
(80' IGLOO)

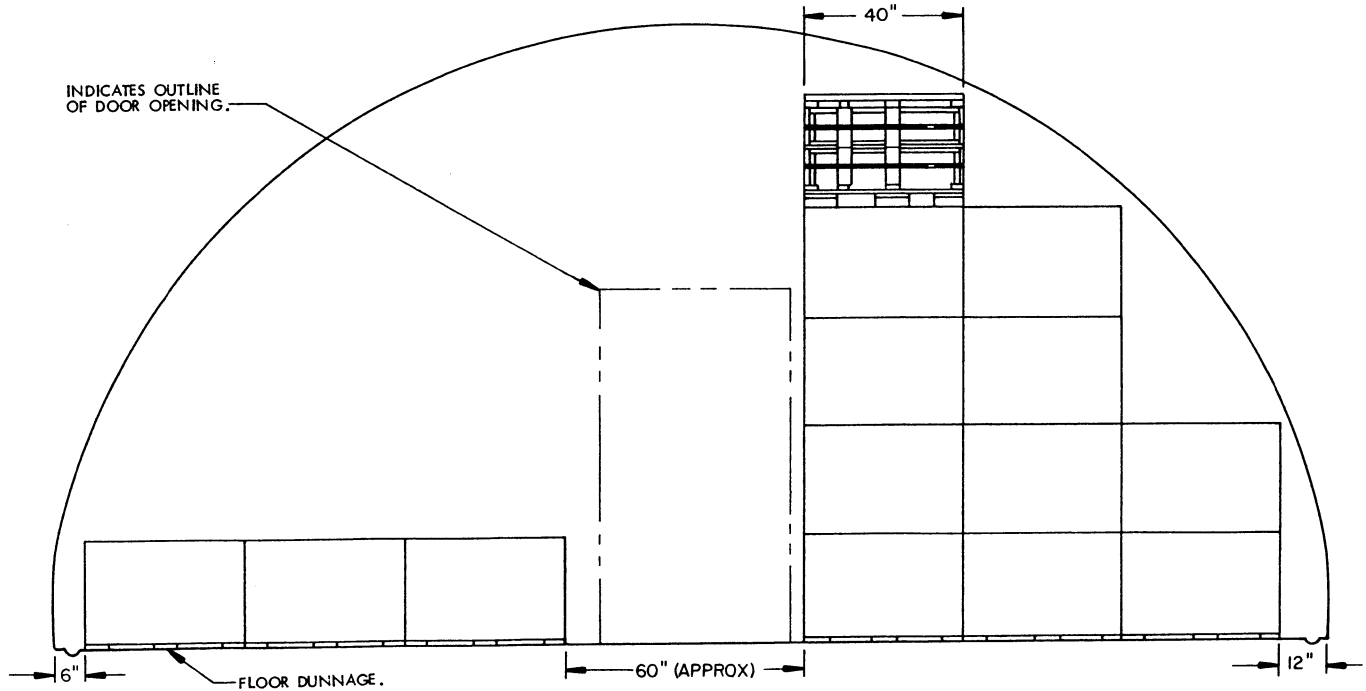
SEE GENERAL NOTE "G" ON PAGE 2.

SEE GENERAL NOTE "D" ON PAGE 2.



**SECTION A-A**  
( "A" STACK, 22 PALLET UNITS )

INDICATES OUTLINE OF DOOR OPENING.



**SECTION B-B** ( "C" STACK, 14 PALLET UNITS )

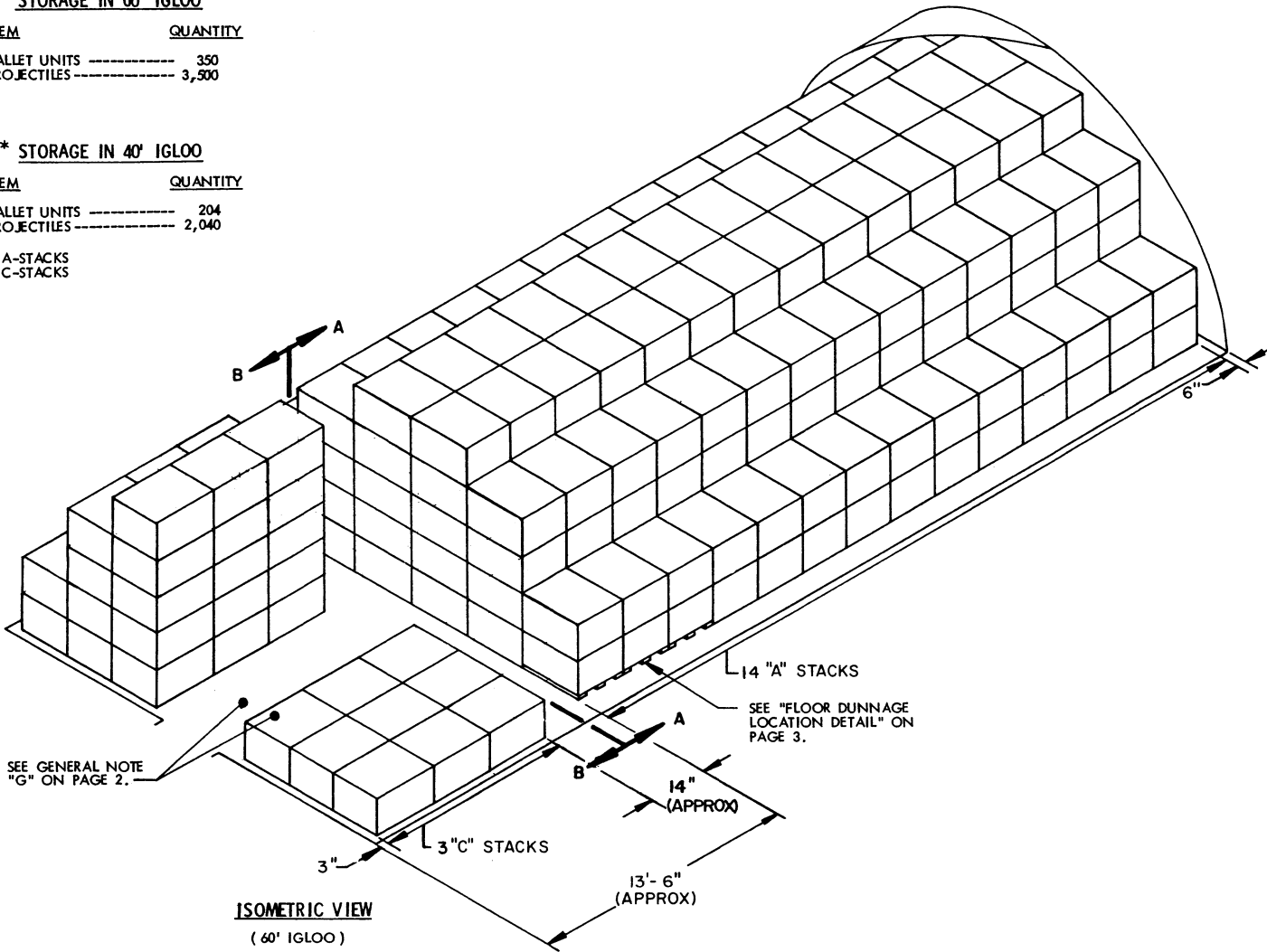
**STORAGE IN 60' IGLOO**

ITEM	QUANTITY
PALLET UNITS -----	350
PROJECTILES -----	3,500

**\* STORAGE IN 40' IGLOO**

ITEM	QUANTITY
PALLET UNITS -----	204
PROJECTILES -----	2,040

\* 8 A-STACKS  
2 C-STACKS



FOR "GENERAL NOTES" AND "MATERIAL SPECIFICATIONS",  
SEE PAGE 2.

**SPECIAL NOTE:**

MORE PALLET UNITS THAN SHOWN IN THE STORAGE VIEWS ON PAGES 4 AND 5 CAN BE STORED IN A MAGAZINE, IF DESIRED AND IF THE MULTIPLE-LOT STORAGE CRITERIA OF GENERAL NOTE "O" ON PAGE 2 IS NOT USED. ONE ADDITIONAL PALLET UNIT CAN BE PLACED INTO THE THIRD LAYER OF EACH TYPE "A" STACK. TO PROVIDE CLEARANCE FOR AN ADDITIONAL UNIT IN A STACK, THE THIRD-LAYER PALLET UNITS ARE TO BE SHIFTED SIDEWARD ONE-HALF PALLET WIDTH, RELATIVE TO THE PALLET UNITS WITHIN THE SECOND LAYER.

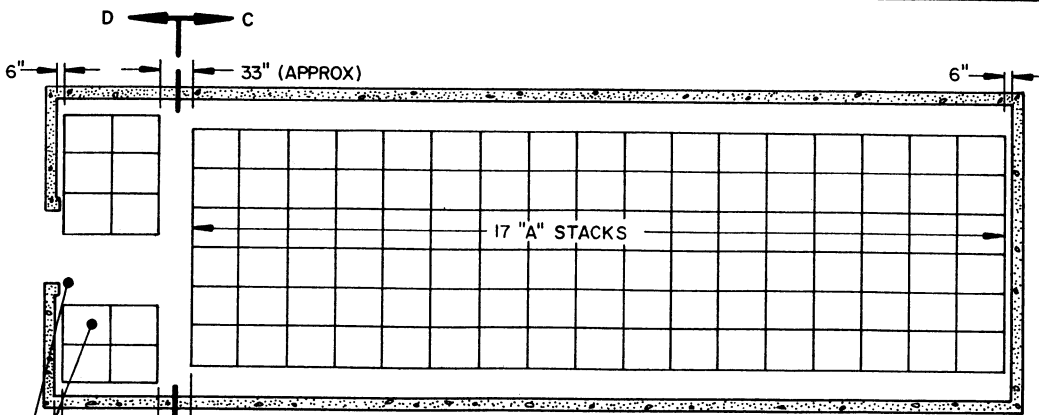
BILL OF MATERIAL ( PER STACK ) **		
TYPE STACK	1" X 6" DUNNAGE LUMBER	
	LINEAR FEET	BOARD FEET
A	72.00	36.00
C	72.00	36.00

\*\*SEE GENERAL NOTES "J" AND "K" ON PAGE 2.

**STORAGE IN 80' MAGAZINE**

( 10' HIGH )

ITEM	QUANTITY
PALLET UNITS -----	324
PROJECTILES -----	3,240

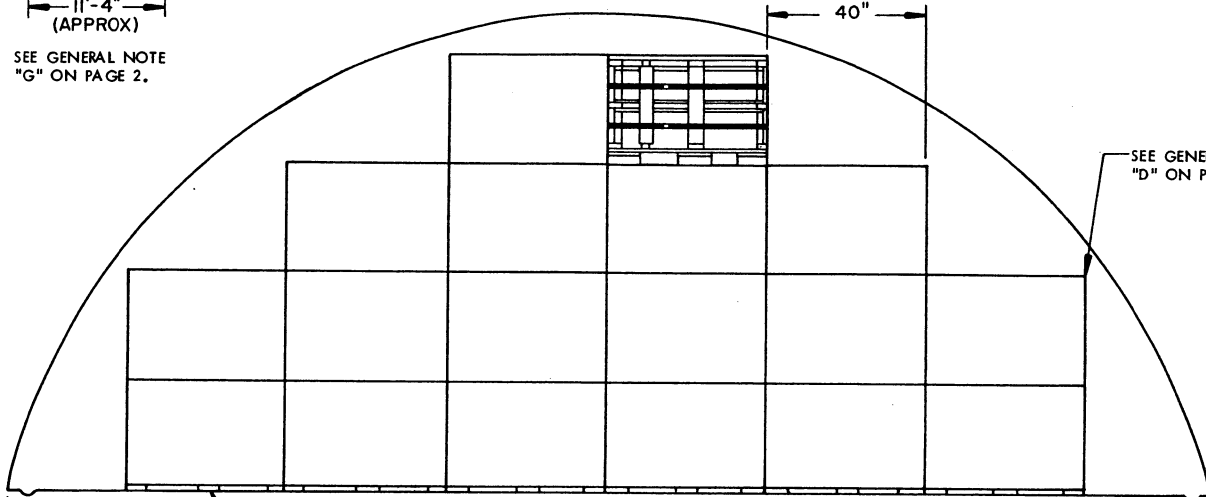


**PLAN VIEW**

( 80' MAGAZINE )

SEE GENERAL NOTE "G" ON PAGE 2.

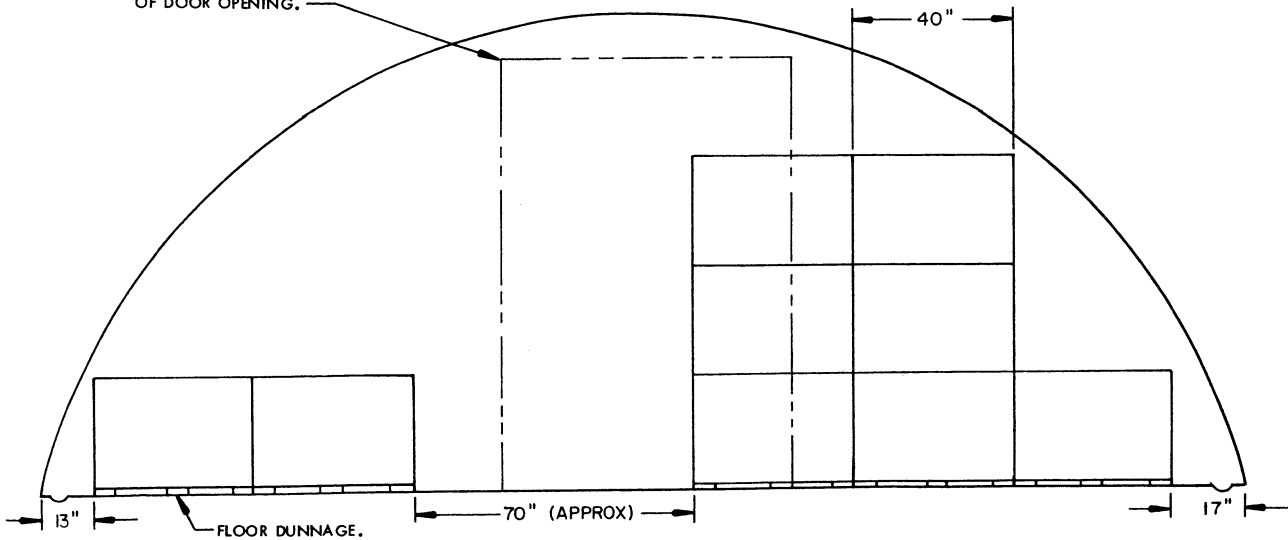
SEE GENERAL NOTE "D" ON PAGE 2.



**SECTION C-C**

( "A" STACK, 18 PALLET UNITS )

INDICATES OUTLINE OF DOOR OPENING.



**SECTION D-D**

( "C" STACK, 9 PALLET UNITS )

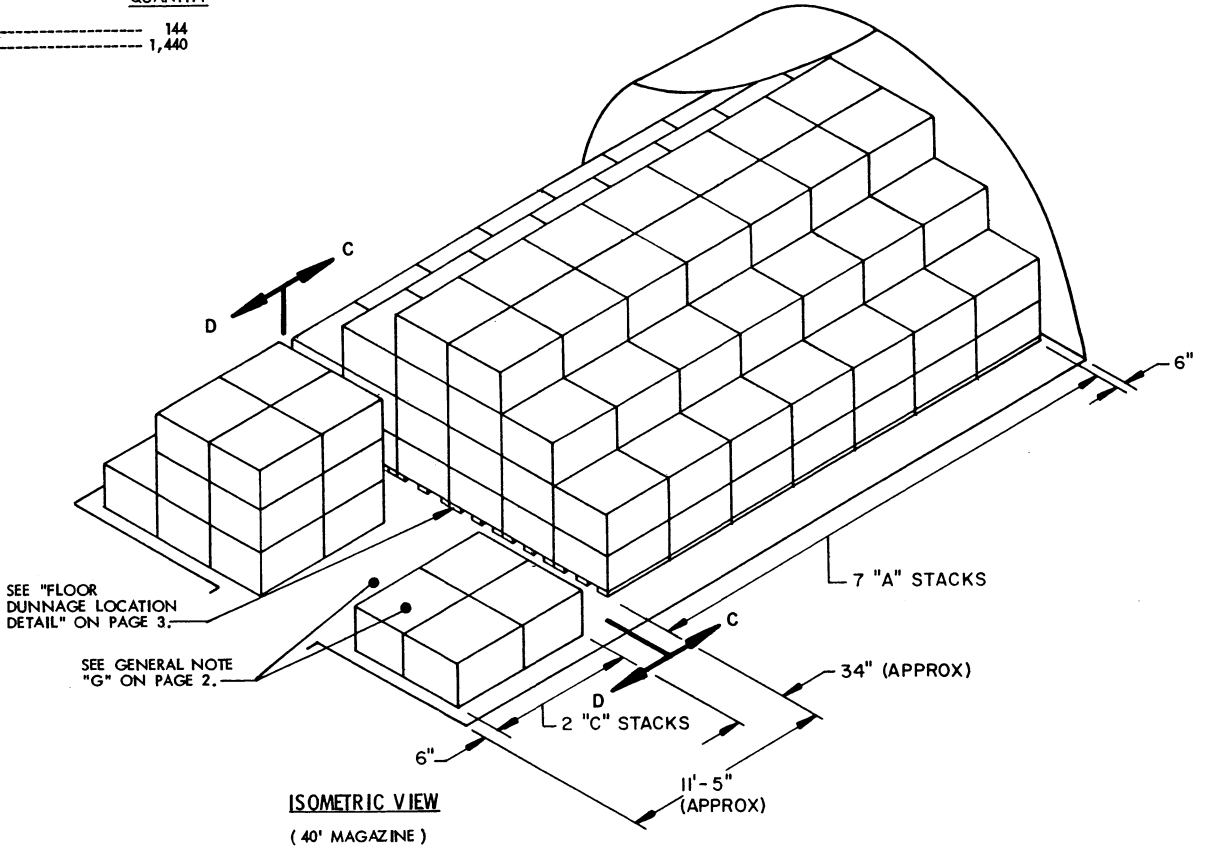
**STORAGE IN 40' MAGAZINE**

( 10' HIGH )

**ITEM**

**QUANTITY**

PALLET UNITS ----- 144  
PROJECTILES ----- 1,440



FOR "GENERAL NOTES" AND "MATERIAL SPECIFICATIONS",  
SEE PAGE 2.

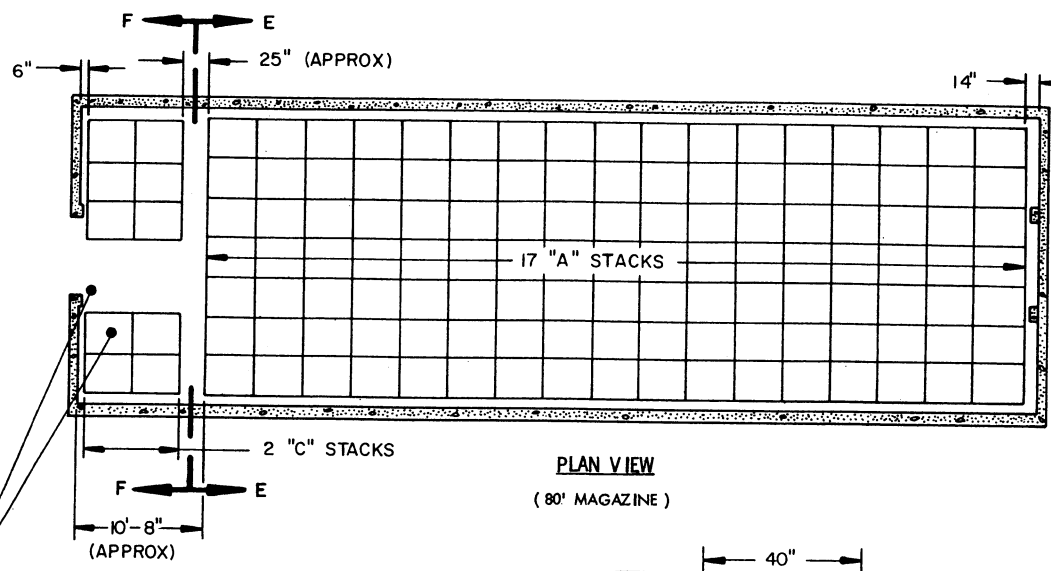
BILL OF MATERIAL ( PER STACK )*		
TYPE STACK	1" X 6" DUNNAGE LUMBER	
	LINEAR FEET	BOARD FEET
A	72.00	36.00
C	60.00	30.00

\*SEE GENERAL NOTES "J" AND "K" ON PAGE 2.

**STORAGE IN 80' MAGAZINE**

(11' HIGH)

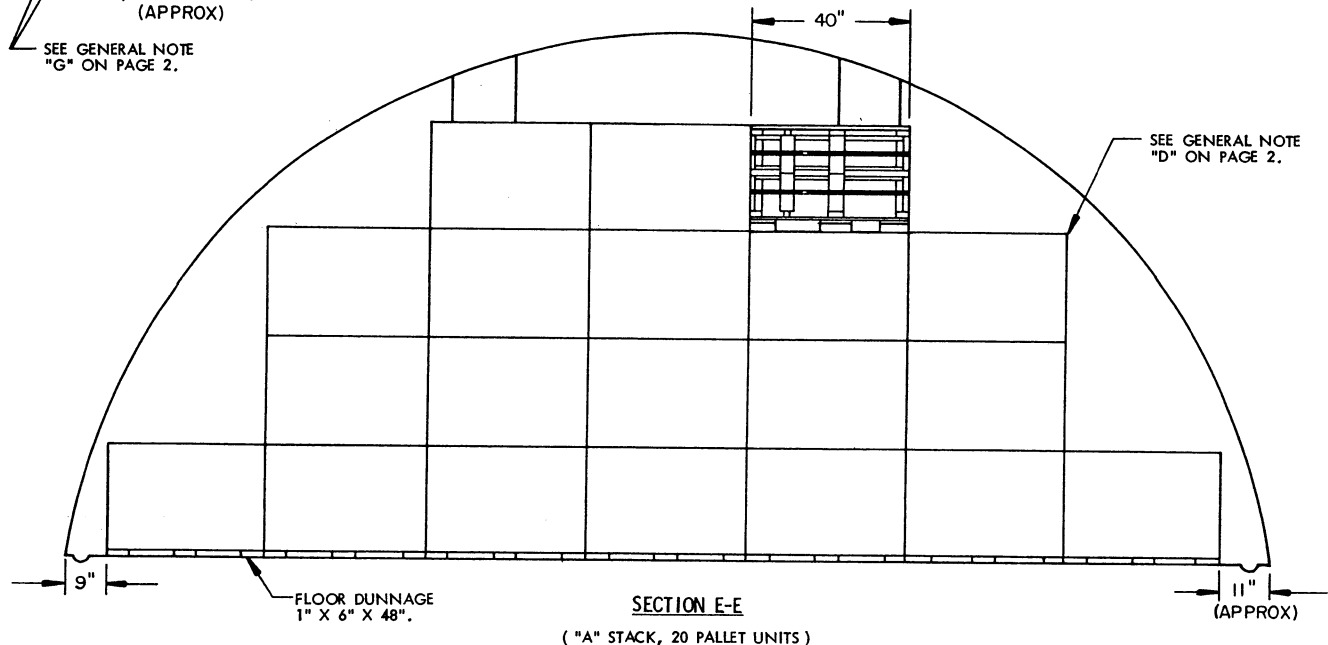
ITEM	QUANTITY
PALLET UNITS	360
PROJECTILES	3,600



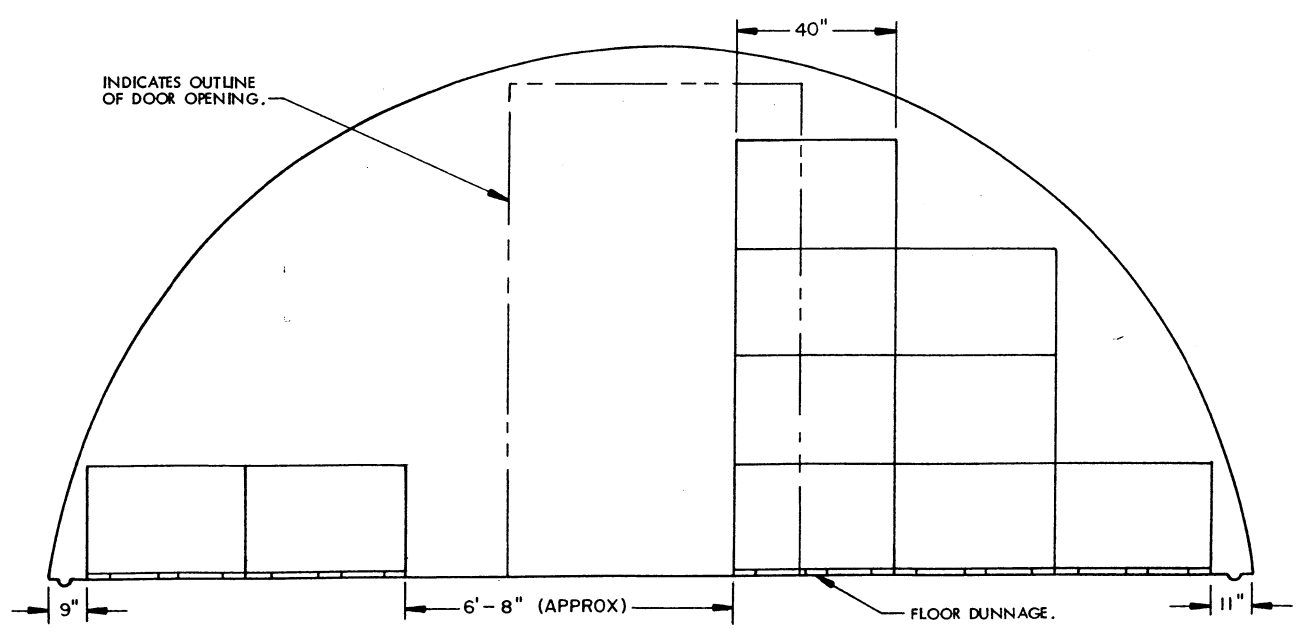
**PLAN VIEW**  
(80' MAGAZINE)

SEE GENERAL NOTE "G" ON PAGE 2.

SEE GENERAL NOTE "D" ON PAGE 2.



**SECTION E-E**  
( "A" STACK, 20 PALLET UNITS )



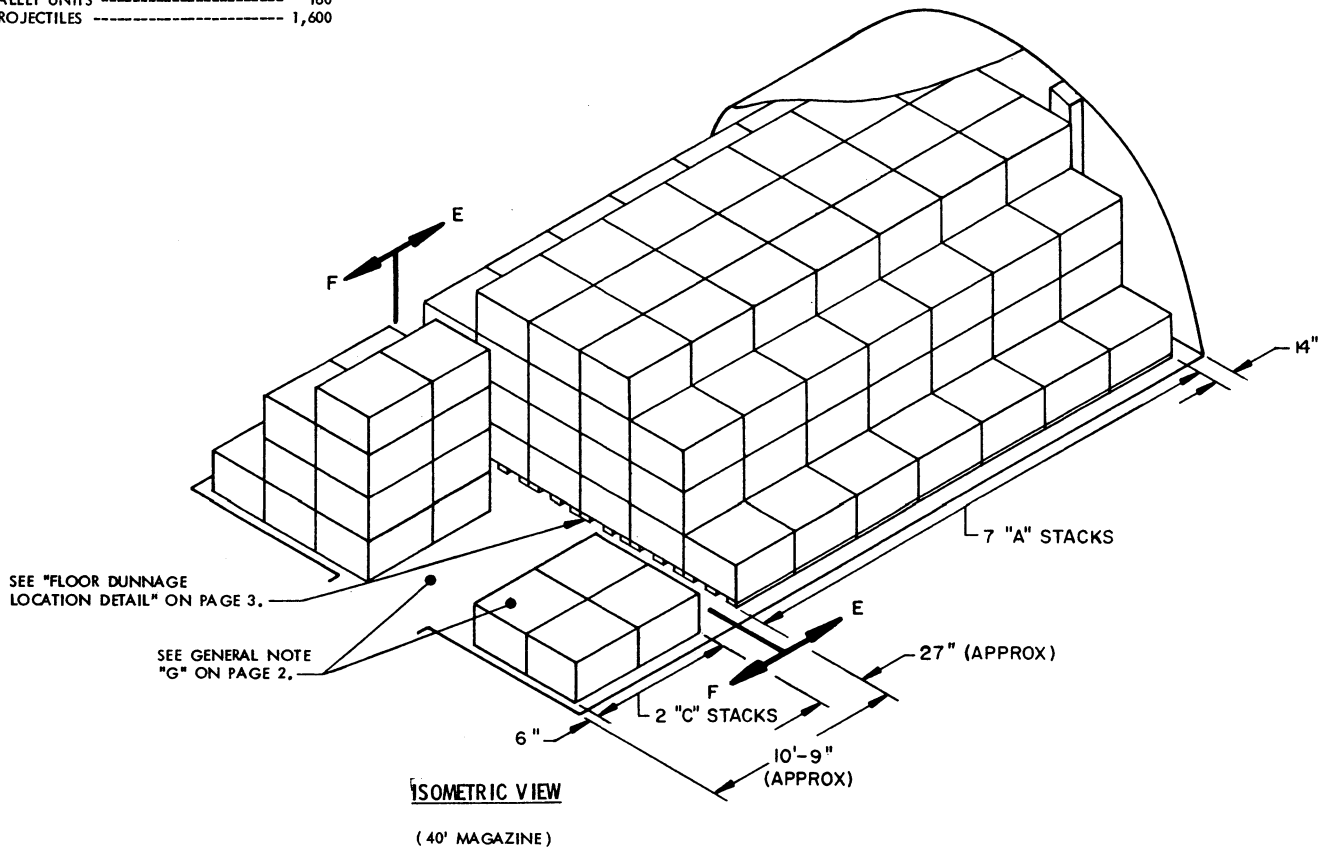
**SECTION F-F**  
( "C" STACK, 10 PALLET UNITS )



**STORAGE IN 40' MAGAZINE**

( 11' HIGH )

ITEM	QUANTITY
PALLET UNITS -----	160
PROJECTILES -----	1,600



FOR "GENERAL NOTES" AND "MATERIAL SPECIFICATIONS",  
SEE PAGE 2.

BILL OF MATERIAL ( PER STACK ) *		
TYPE STACK	1" X 6" DUNNAGE LUMBER	
	LINEAR FEET	BOARD FEET
A	84.00	42.00
C	60.00	30.00

\* SEE GENERAL NOTES "J" AND "K" ON PAGE 2,

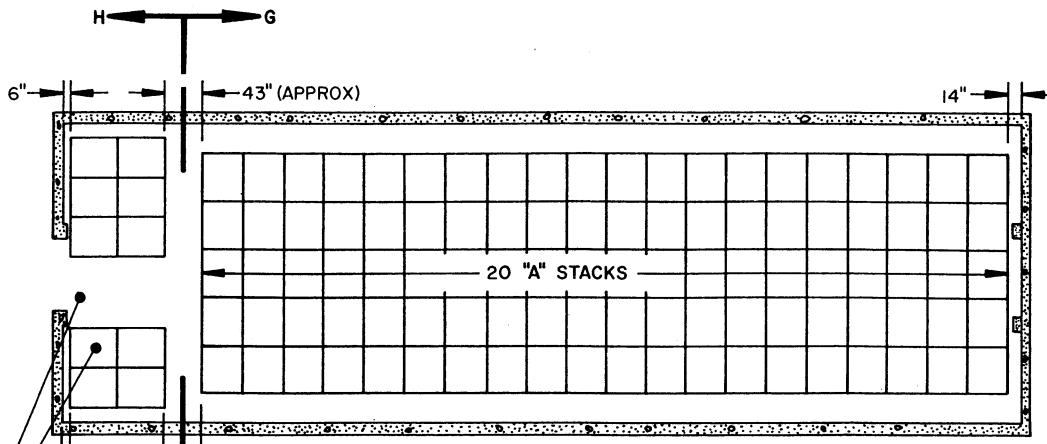
**SPECIAL NOTE:**

MORE PALLET UNITS THAN SHOWN IN THE STORAGE VIEWS ON PAGES 8 AND 9 CAN BE STORED IN A MAGAZINE, IF DESIRED AND IF THE MULTIPLE-LOT STORAGE CRITERIA OF GENERAL NOTE "O" ON PAGE 2 IS NOT USED. ONE ADDITIONAL PALLET UNIT CAN BE PLACED INTO THE SECOND LAYER OF EACH TYPE "A" STACK. TO PRODUCE CLEARANCE FOR AN ADDITIONAL UNIT IN A STACK, THE SECOND-LAYER PALLET UNITS ARE TO BE SHIFTED SIDEWARD ONE-HALF PALLET WIDTH, RELATIVE TO THE PALLET UNITS WITHIN THE FIRST LAYER.

**STORAGE IN 80' MAGAZINE**

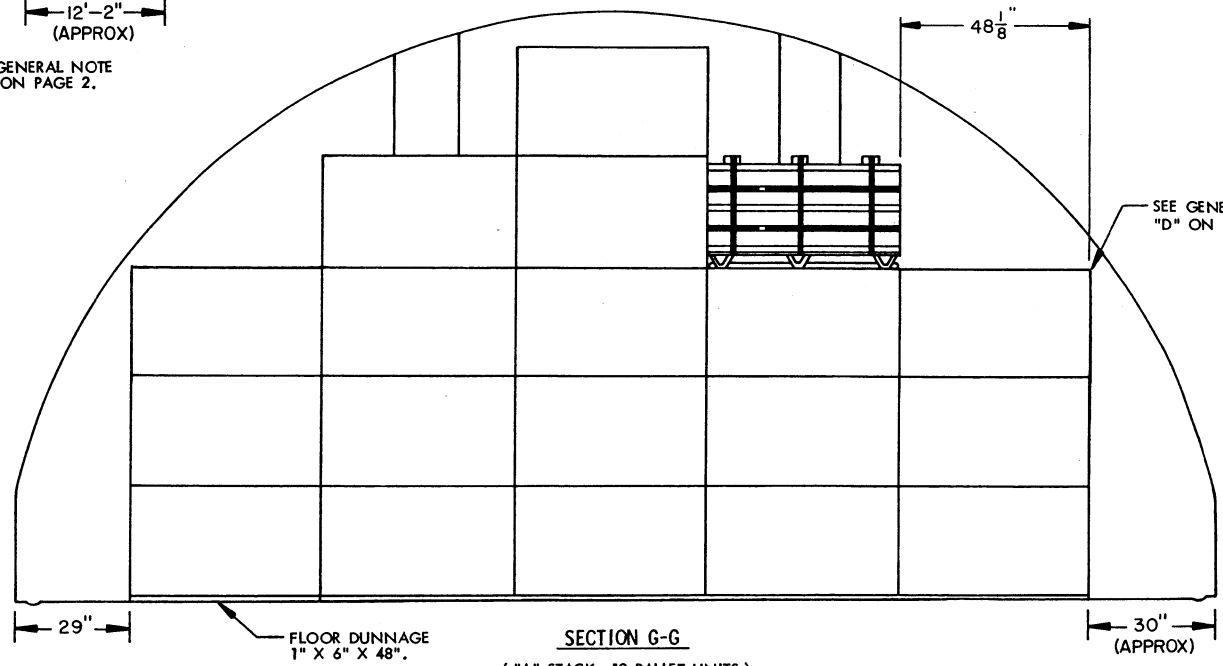
(12' HIGH)

ITEM	QUANTITY
PALLET UNITS-----	402
PROJECTILES-----	4,020



**PLAN VIEW**  
(80' MAGAZINE)

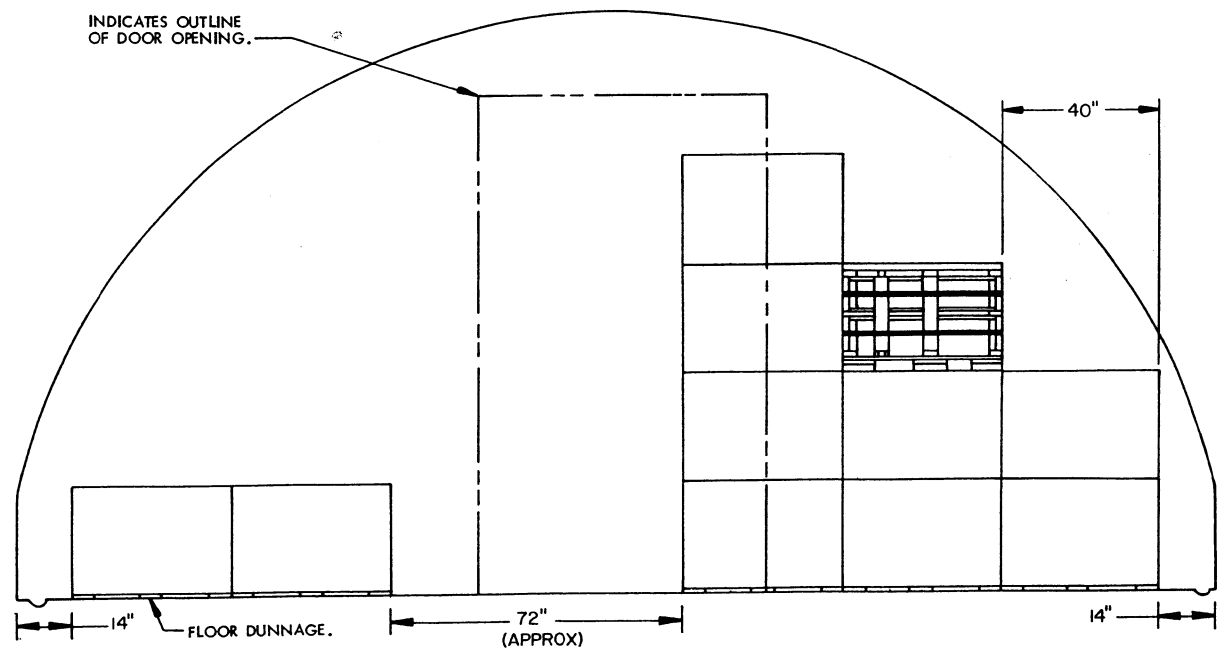
SEE GENERAL NOTE "G" ON PAGE 2.



**SECTION G-G**  
( "A" STACK, 19 PALLET UNITS )

SEE GENERAL NOTE "D" ON PAGE 2.

INDICATES OUTLINE OF DOOR OPENING.



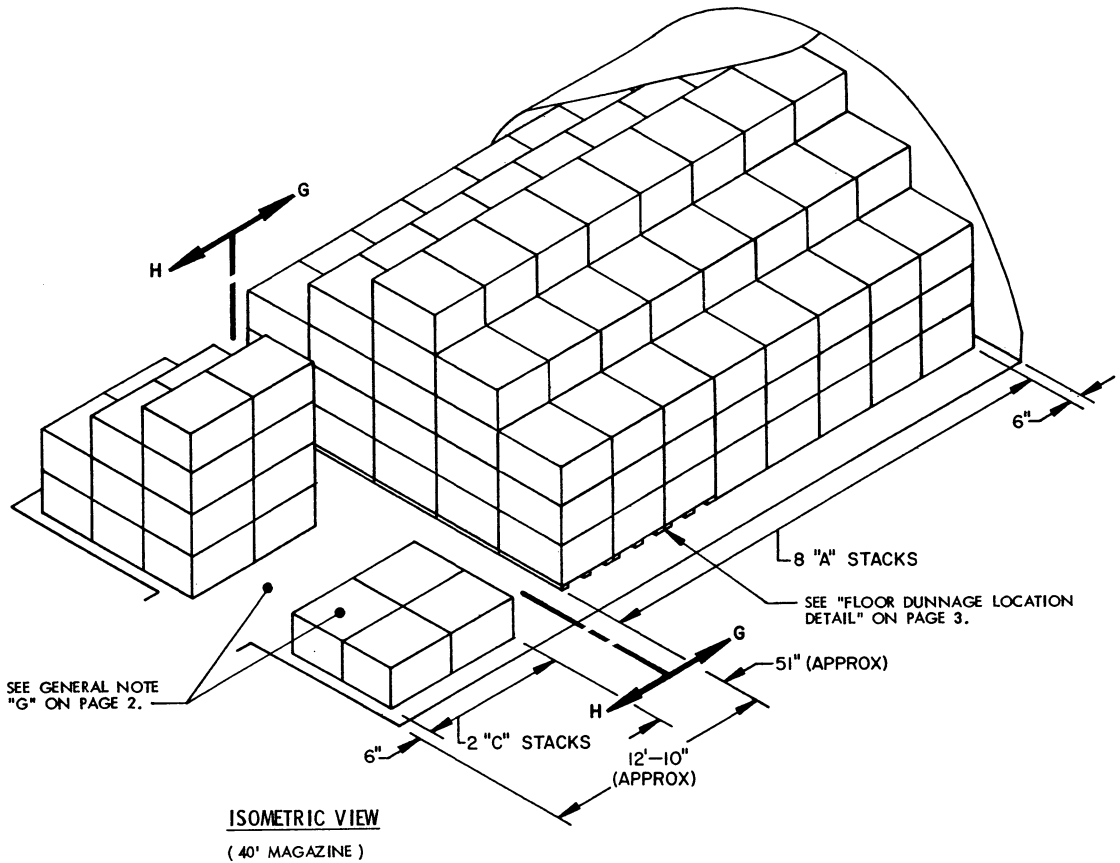
**SECTION H-H** ( "C" STACK, 11 PALLET UNITS )

**STORAGE PROCEDURES IN 80' AND 40' L X 25' W X 12'-1-3/4" H ARCH TYPE MAGAZINES (IGLOO)**

**STORAGE IN 40' MAGAZINE**

( 12' HIGH )

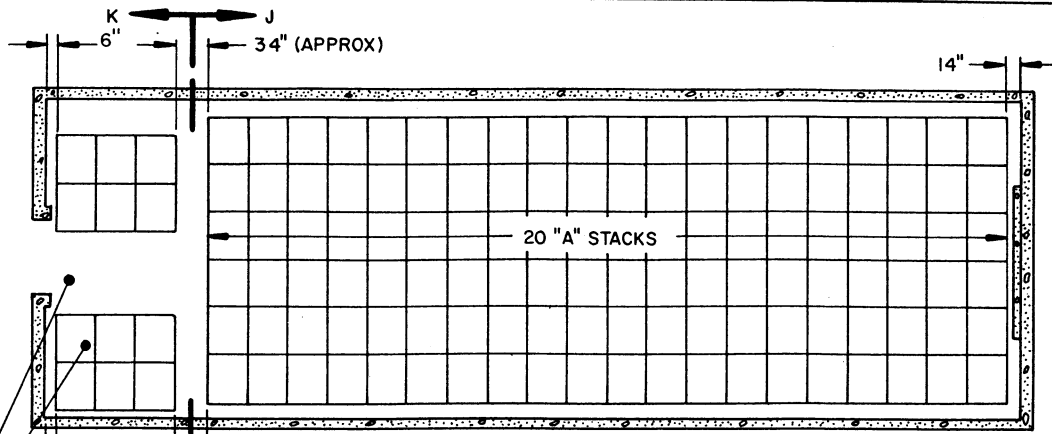
ITEM	QUANTITY
PALLET UNITS -----	174
PROJECTILES -----	1,740



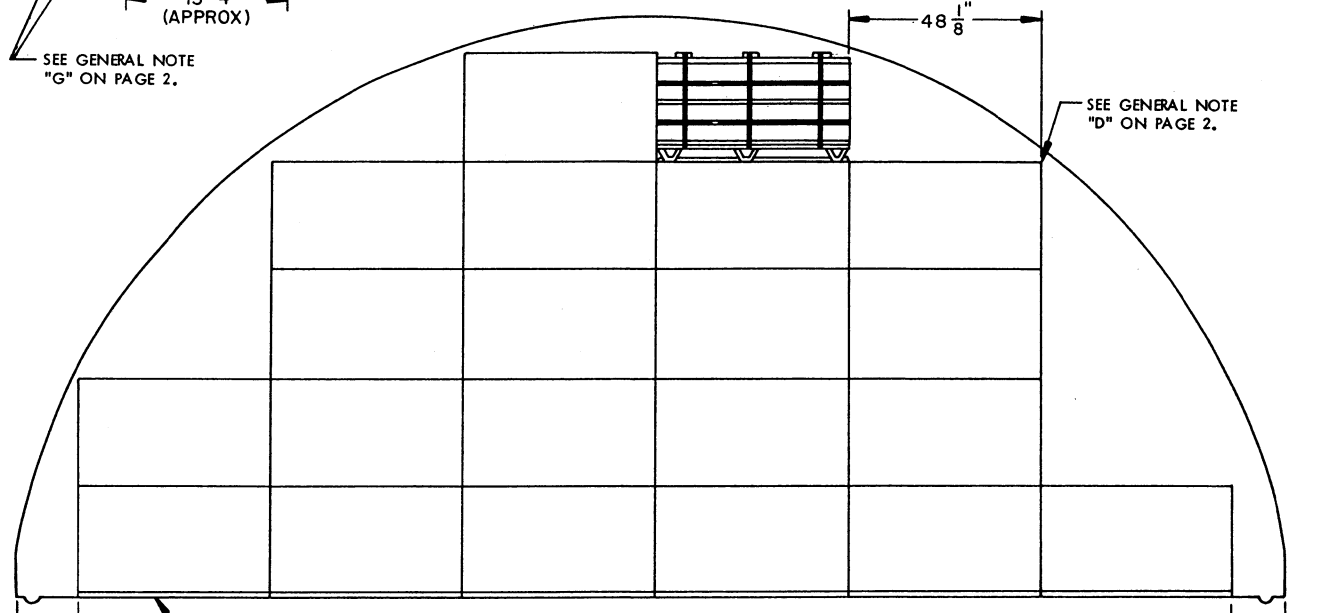
FOR "GENERAL NOTES" AND "MATERIAL SPECIFICATIONS", SEE PAGE 2.

BILL OF MATERIAL ( PER STACK )*		
TYPE STACK	1" X 6" DUNNAGE LUMBER	
	LINEAR FEET	BOARD FEET
A	60.00	30.00
C	60.00	30.00

\*SEE GENERAL NOTES "J" AND "K" ON PAGE 2.



**PLAN VIEW**  
(81' MAGAZINE)

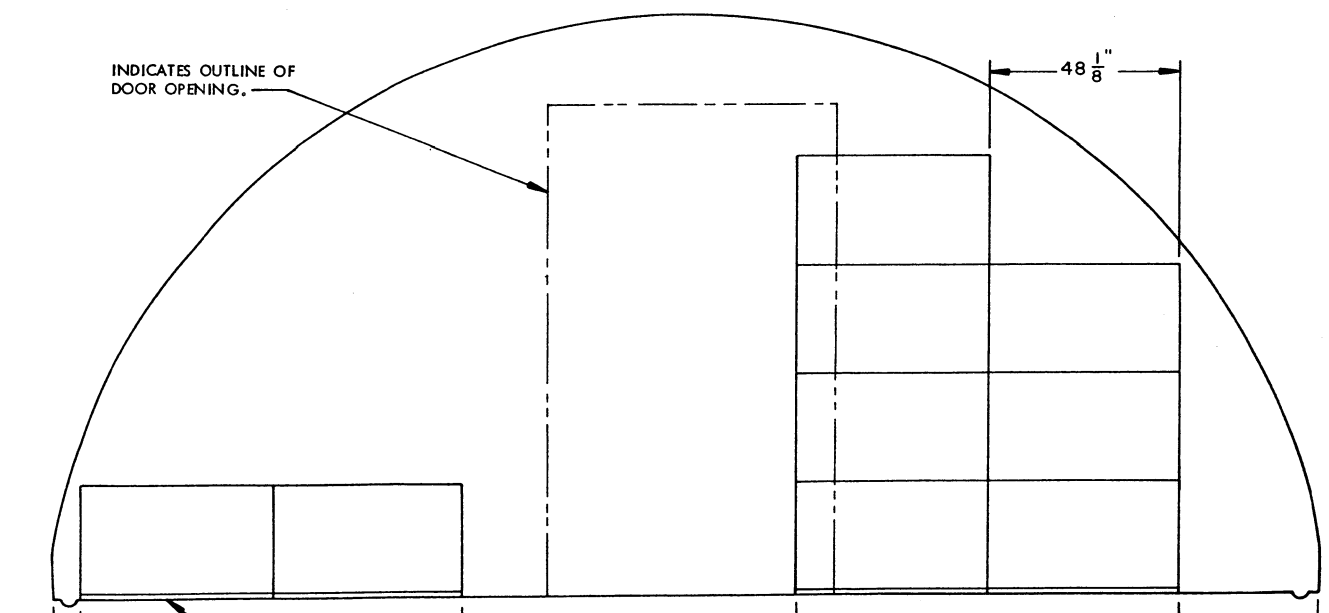


FLOOR DUNNAGE  
1" X 6" X 48".

**SECTION J-J**

( "A" STACK, 21 PALLET UNITS )

INDICATES OUTLINE OF  
DOOR OPENING.



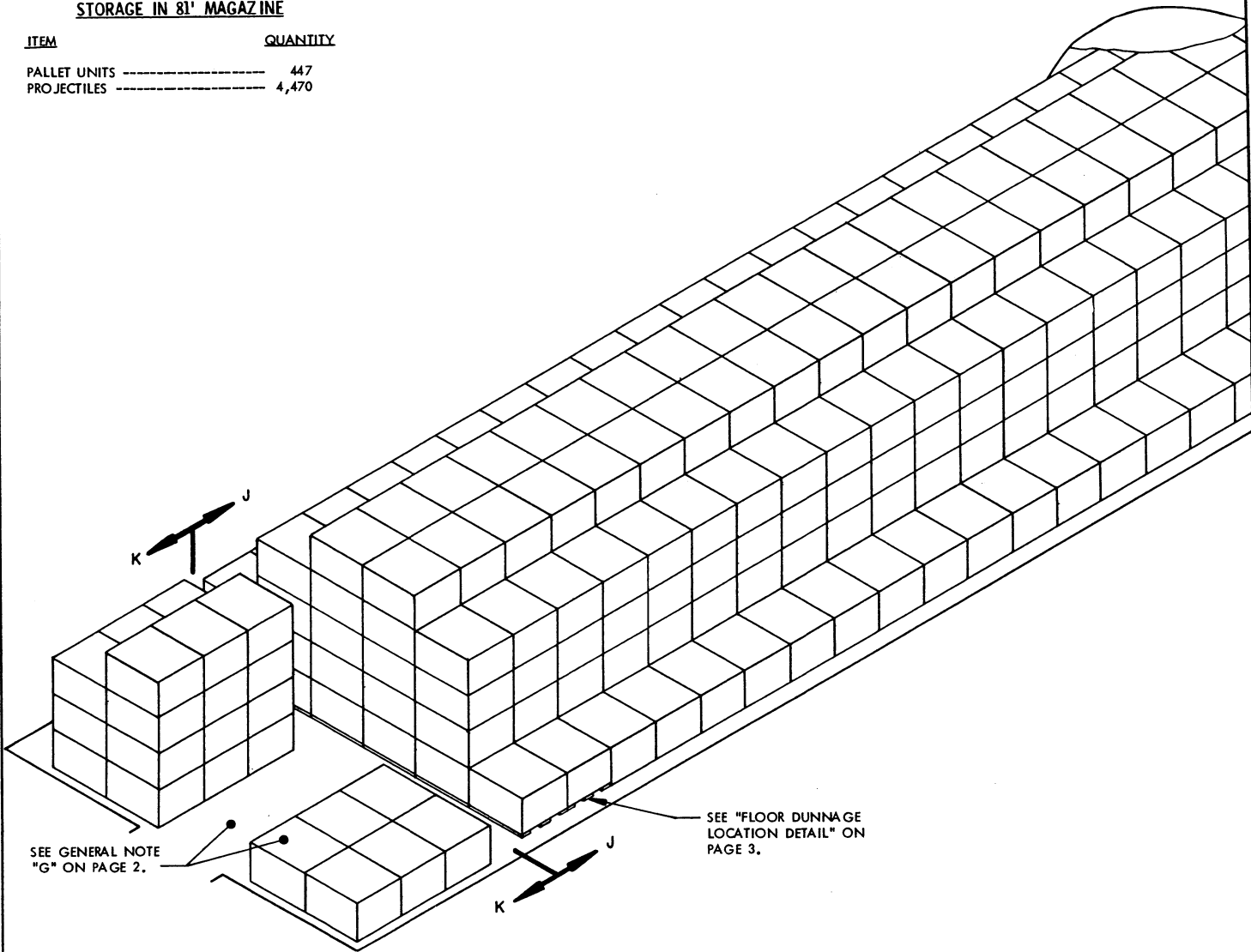
FLOOR DUNNAGE.

**SECTION K-K**

( "C" STACK, 9 PALLET UNITS )

**STORAGE IN 81' MAGAZINE**

ITEM	QUANTITY
PALLET UNITS -----	447
PROJECTILES -----	4,470

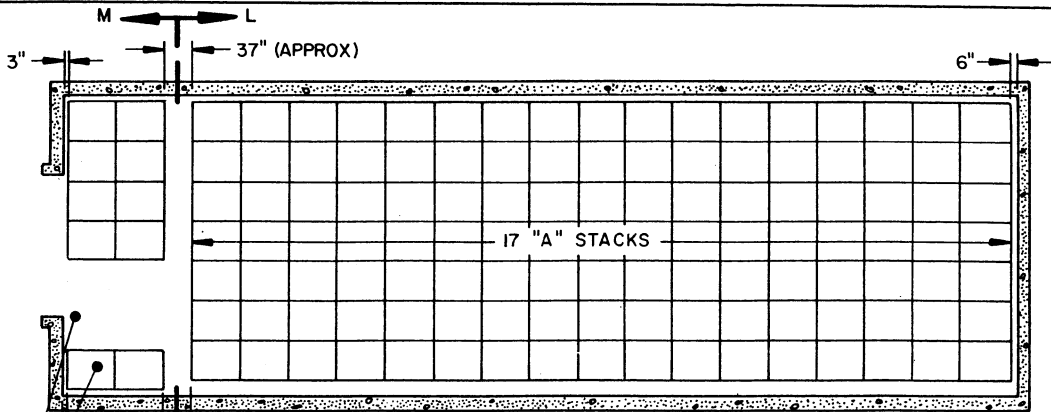


**ISOMETRIC VIEW**  
( 81' MAGAZINE )

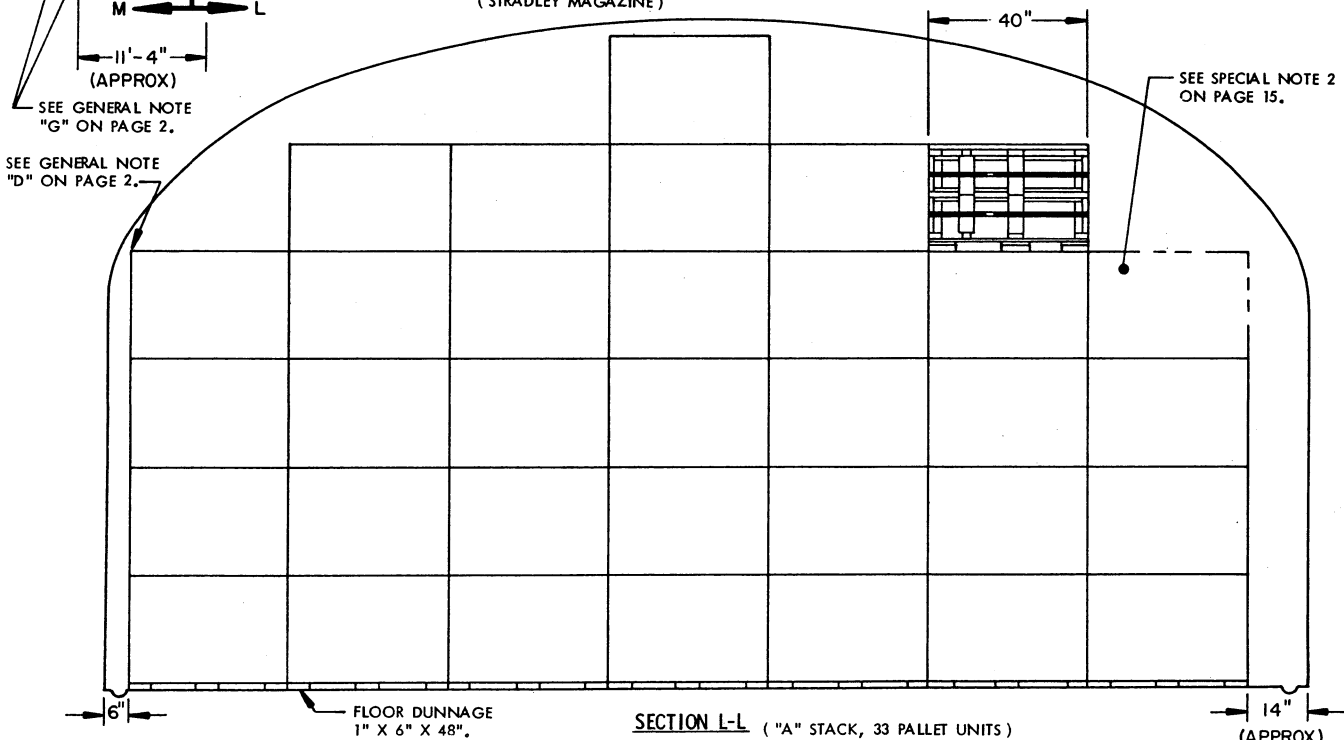
FOR "GENERAL NOTES" AND "MATERIAL SPECIFICATIONS",  
SEE PAGE 2.

BILL OF MATERIAL ( PER STACK ) *		
TYPE STACK	1" X 6" DUNNAGE LUMBER	
	LINEAR FEET	BOARD FEET
A	72.00	36.00
C	48.00	24.00

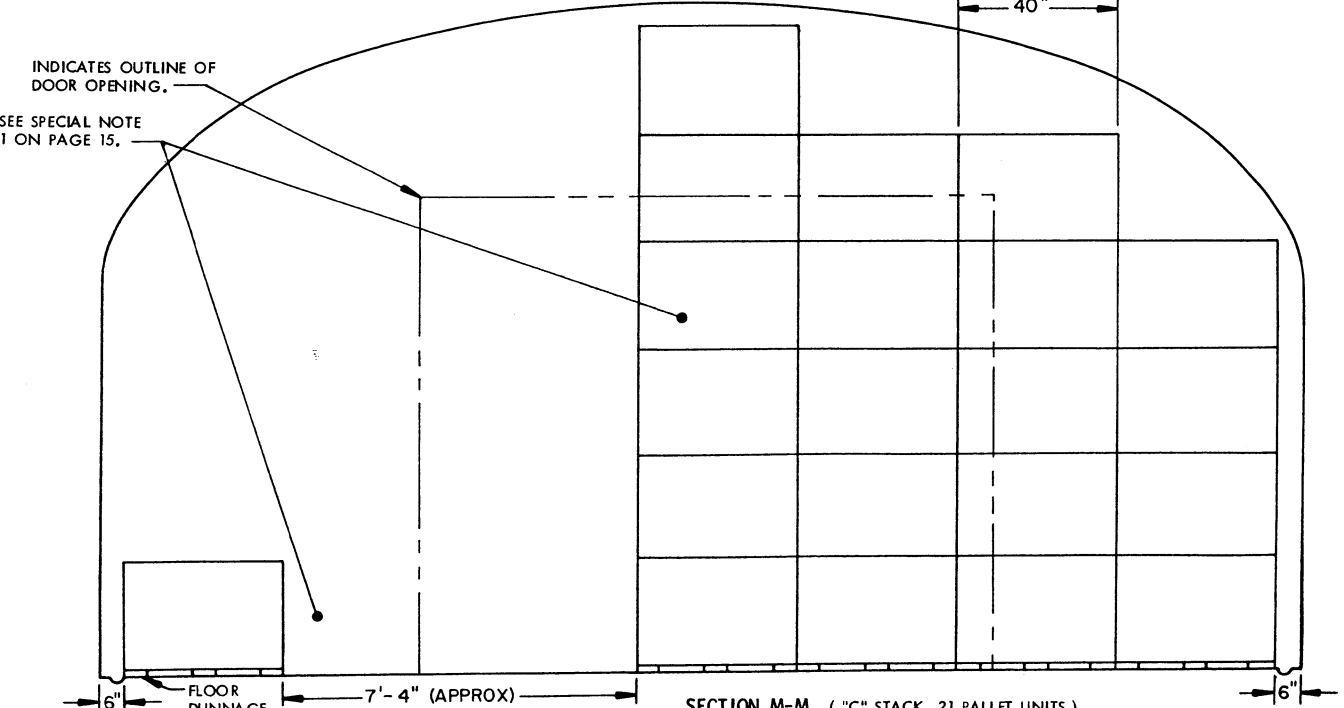
\* SEE GENERAL NOTES "J" AND "K" ON PAGE 2.



**PLAN VIEW**  
(STRADLEY MAGAZINE)



**SECTION L-L** ("A" STACK, 33 PALLET UNITS)



**SECTION M-M** ("C" STACK, 21 PALLET UNITS)

STORAGE PROCEDURES IN 80' L X 25' W X 14'-4" H STRADLEY AND 89' L X 24'-10" W X 14'-4" H OVAL ARCH MAGAZINES.

**STORAGE IN STRADLEY MAGAZINE**

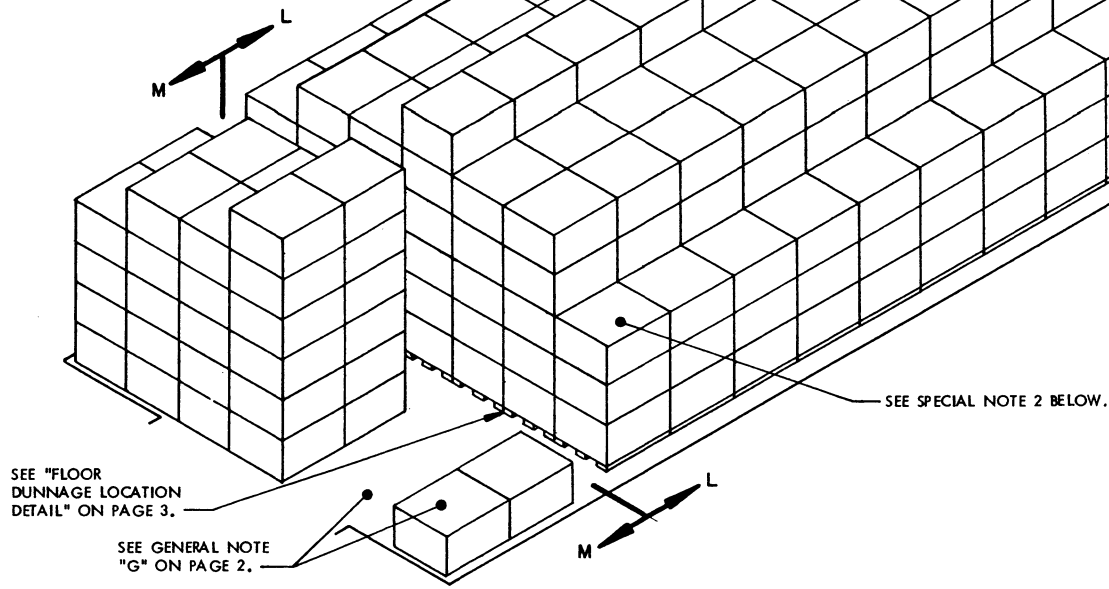
ITEM	QUANTITY
PALLET UNITS -----	603
PROJECTILES -----	6,030

**\*STORAGE IN OVAL ARCH MAGAZINE  
89' LONG**

ITEM	QUANTITY
PALLET UNITS -----	659
PROJECTILES -----	6,590

\*19 A-STACKS  
2 C-STACKS

SEE SPECIAL NOTE 1 BELOW.



**ISOMETRIC VIEW**  
(STRADLEY MAGAZINE)

**FOR "GENERAL NOTES" AND "MATERIAL SPECIFICATIONS",  
SEE PAGE 2.**

BILL OF MATERIAL ( PER STACK )**		
TYPE STACK	1" X 6" DUNNAGE LUMBER	
	LINEAR FEET	BOARD FEET
A	84.00	42.00
C	60.00	30.00

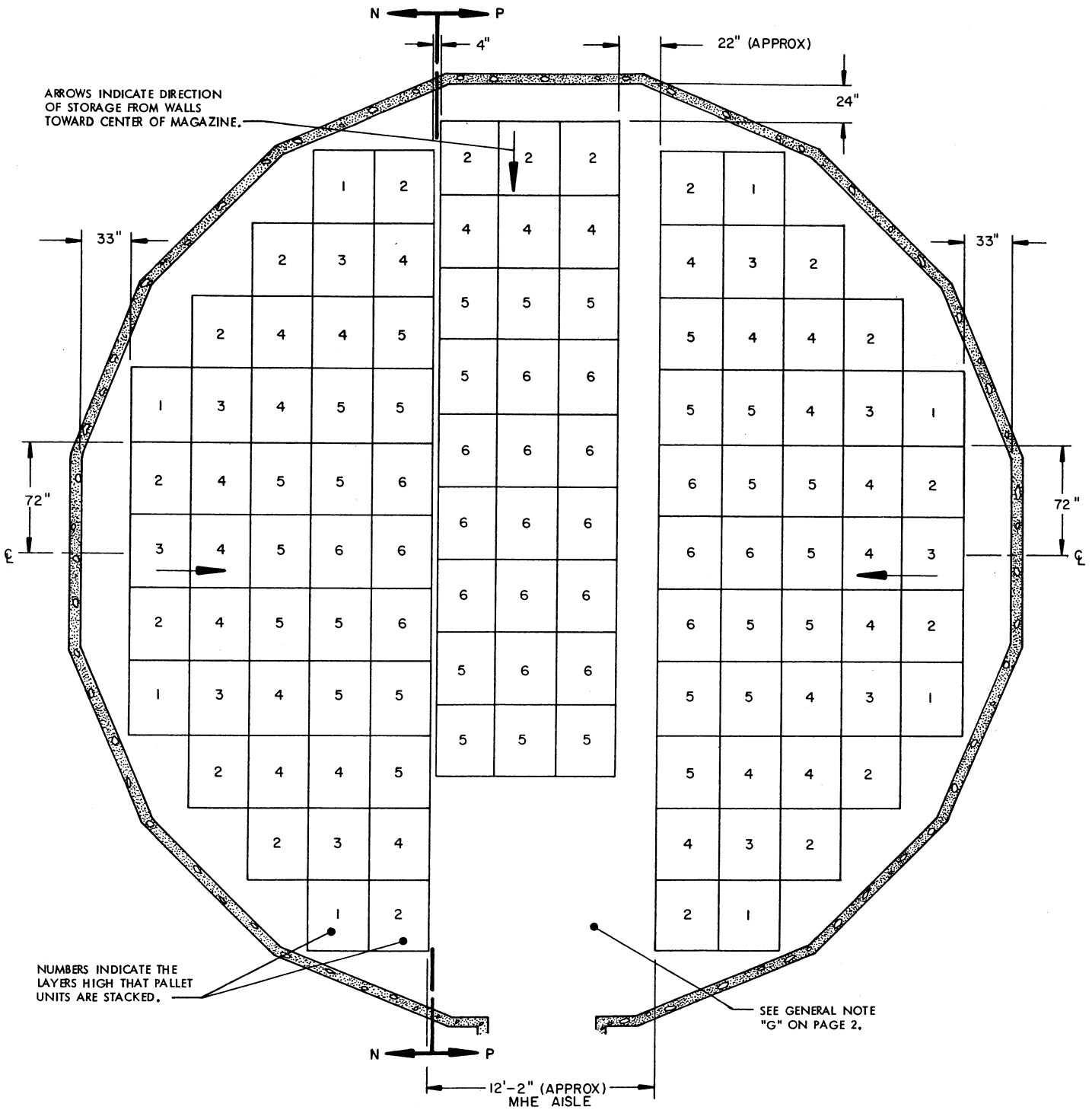
\*\*SEE GENERAL NOTES "J" AND "K" ON PAGE 2.

**SPECIAL NOTES:**

- FOR STORAGE IN OVAL ARCH MAGAZINES, THE ONE ( 1 ) ROW OF PALLET UNITS ADJACENT TO THE OPERATING AISLE AS SHOWN IN "SECTION M-M" MUST BE OMITTED AND ONE ( 1 ) PALLET UNIT CAN BE ADDED ON THE OPPOSITE SIDE OF THE OPERATING AISLE BECAUSE OF THE RELATIVELY NARROW DOOR OPENING. THIS WILL REDUCE THE "C" STACKS TO 16 UNITS EACH.
- THE PALLET UNIT SHOWN BY PHANTOM LINES WITHIN THE SECTION VIEW ON PAGE 14 IS INTENTIONALLY OMITTED FROM THE SPECIFIED STORAGE ARRANGEMENT TO PROVIDE ACCESS TO ALL STACKS FOR INSPECTION/INVENTORY PURPOSES. HOWEVER, IF DESIRED AND IF INSPECTION/INVENTORY REQUIREMENTS CAN BE SATISFIED, AN ADDITIONAL PALLET UNIT MAY BE ADDED TO ONE OR MORE "A" STACKS AT THE LOCATION INDICATED BY THE PHANTOM LINES.

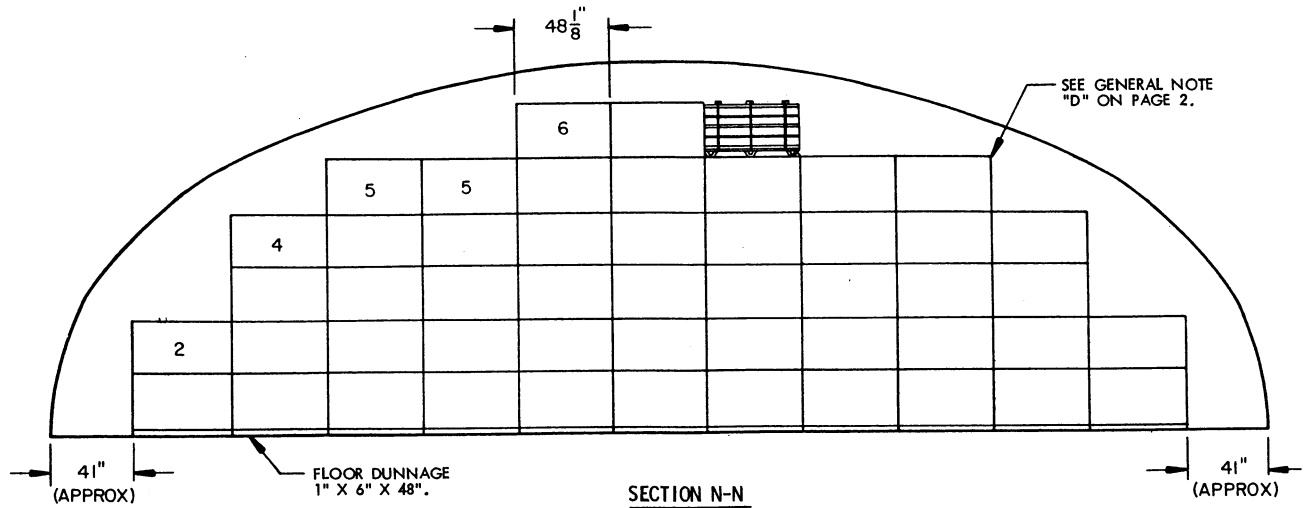
STORAGE IN 52' DIA MAGAZINE

ITEM	QUANTITY
PALLET UNITS -----	452
PROJECTILES -----	4,520



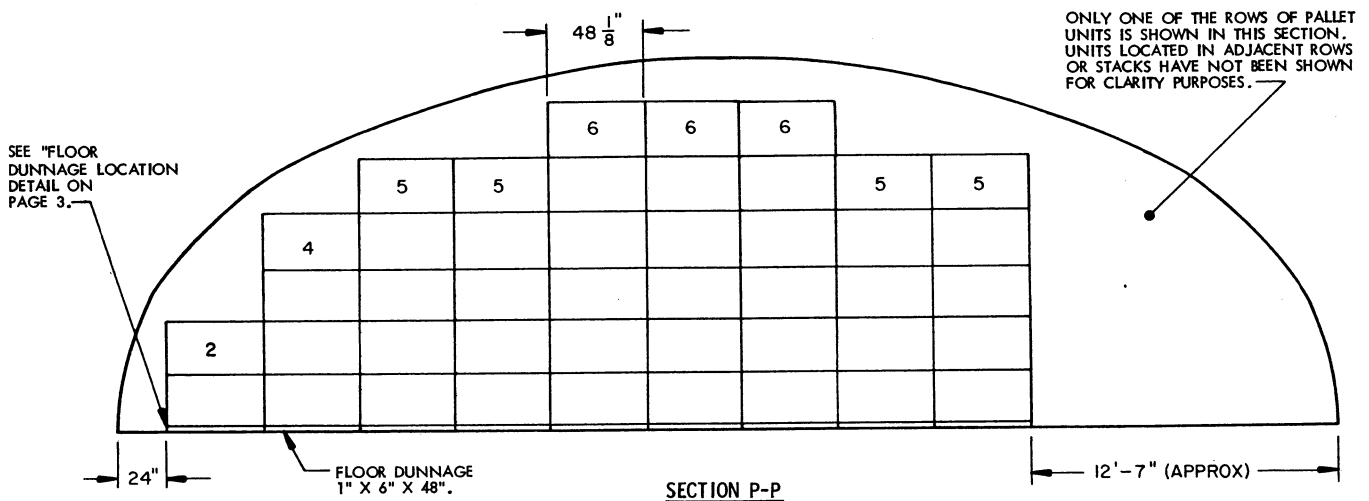
PLAN VIEW





SEE GENERAL NOTE "D" ON PAGE 2.

SECTION N-N



ONLY ONE OF THE ROWS OF PALLET UNITS IS SHOWN IN THIS SECTION. UNITS LOCATED IN ADJACENT ROWS OR STACKS HAVE NOT BEEN SHOWN FOR CLARITY PURPOSES.

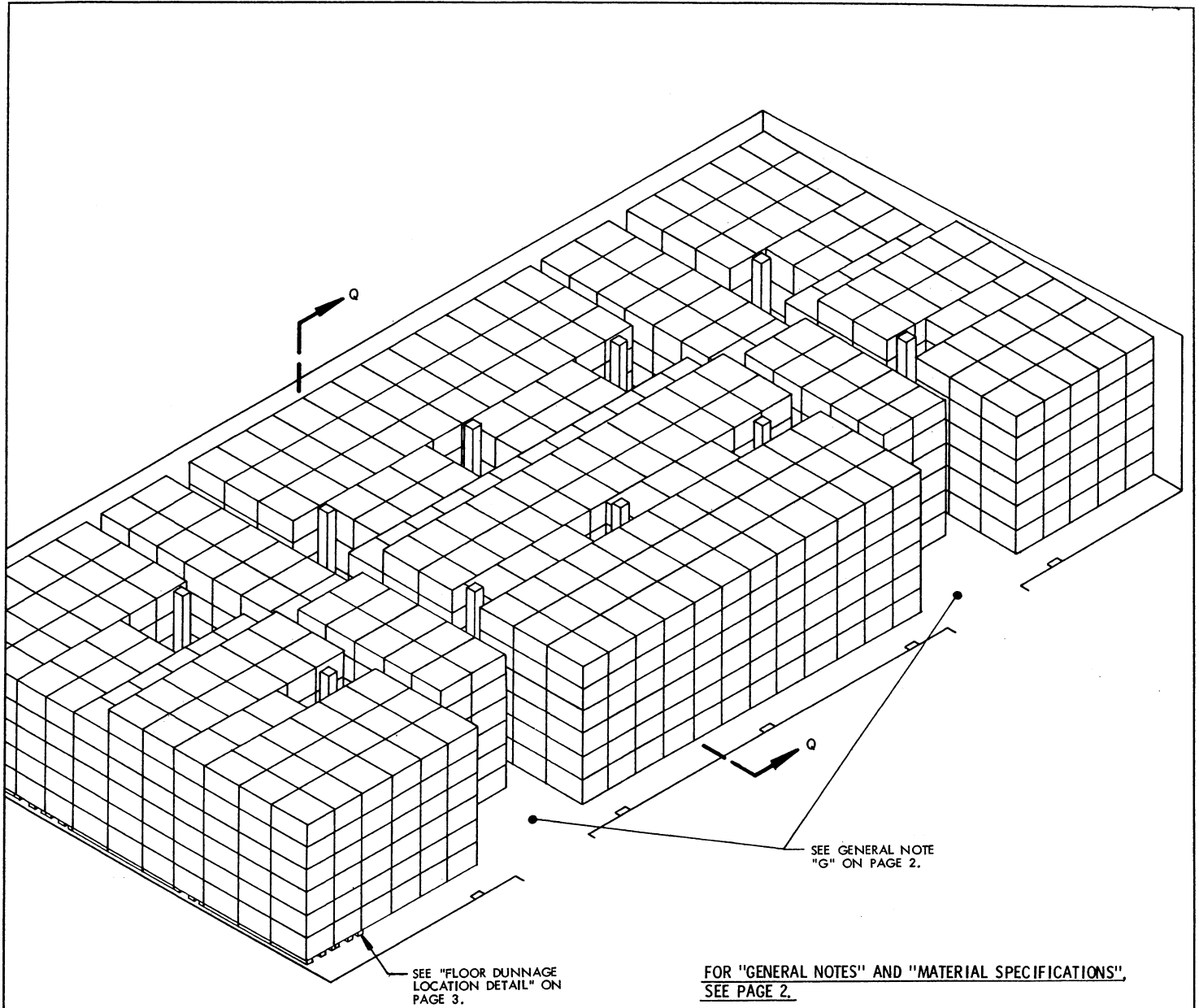
SEE "FLOOR DUNNAGE LOCATION DETAIL ON PAGE 3."

SECTION P-P

FOR "GENERAL NOTES" AND "MATERIAL SPECIFICATIONS", SEE PAGE 2.

BILL OF MATERIAL (PER FIRST LAYER PALLET UNIT)*		
LUMBER	LINEAR FEET	BOARD FEET
1" X 6"	12.00	6.00

\*SEE GENERAL NOTES "J" AND "K" ON PAGE 2.



**ISOMETRIC VIEW**  
( 100' L X 50' W MAGAZINE )

BILL OF MATERIAL ( PER FIRST LAYER PALLET UNIT )*		
LUMBER	LINEAR FEET	BOARD FEET
1" X 6"	12.00	6.00

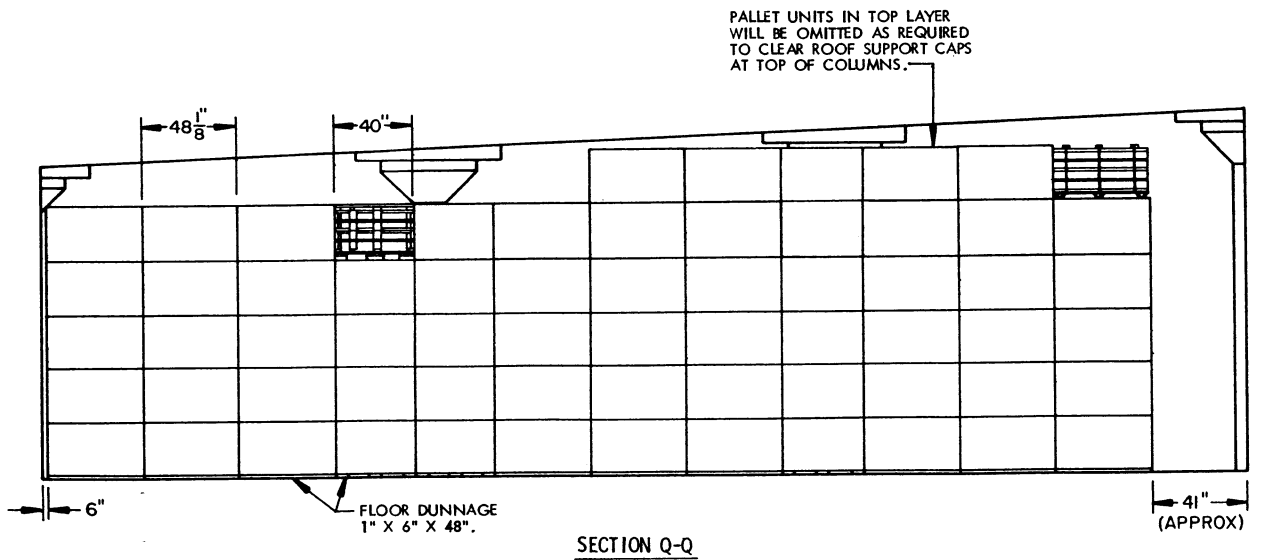
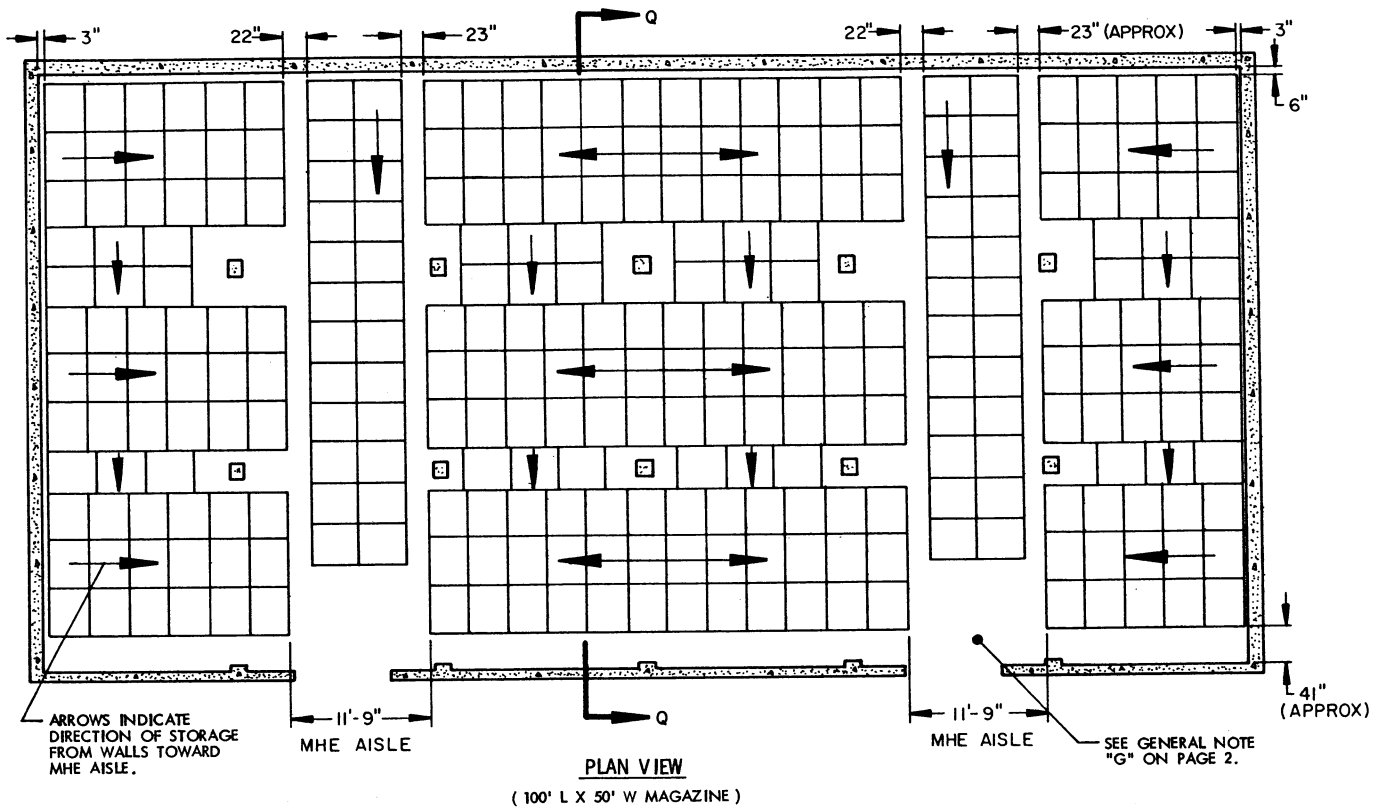
\*SEE GENERAL NOTES "J" AND "K" ON PAGE 2.

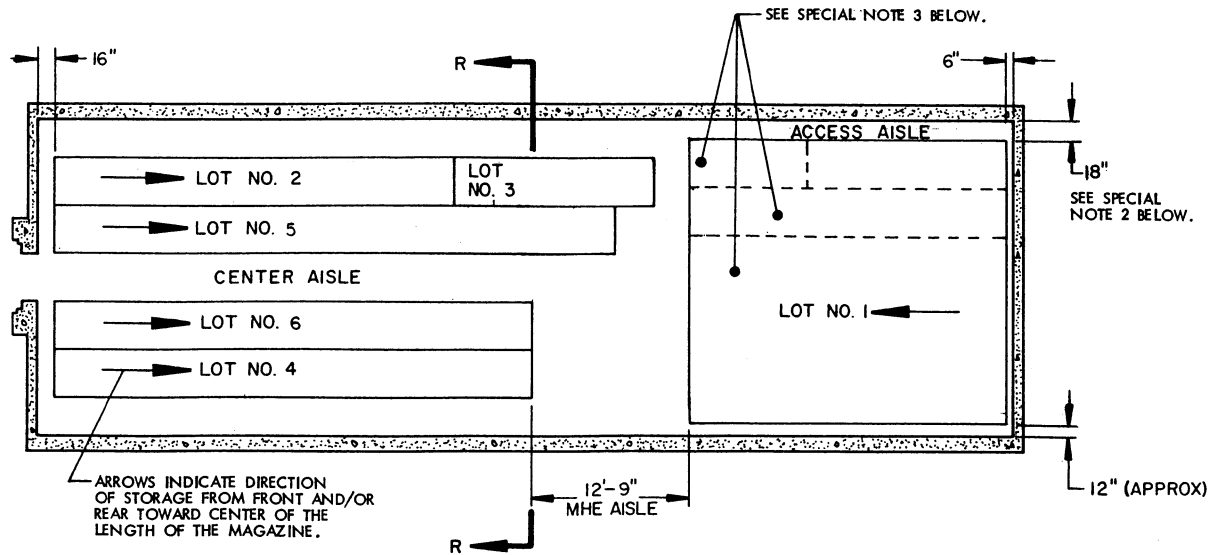
**STORAGE IN 100' X 50' MAGAZINE**

ITEM	QUANTITY
PALLET UNITS	1,602
PROJECTILES	16,020

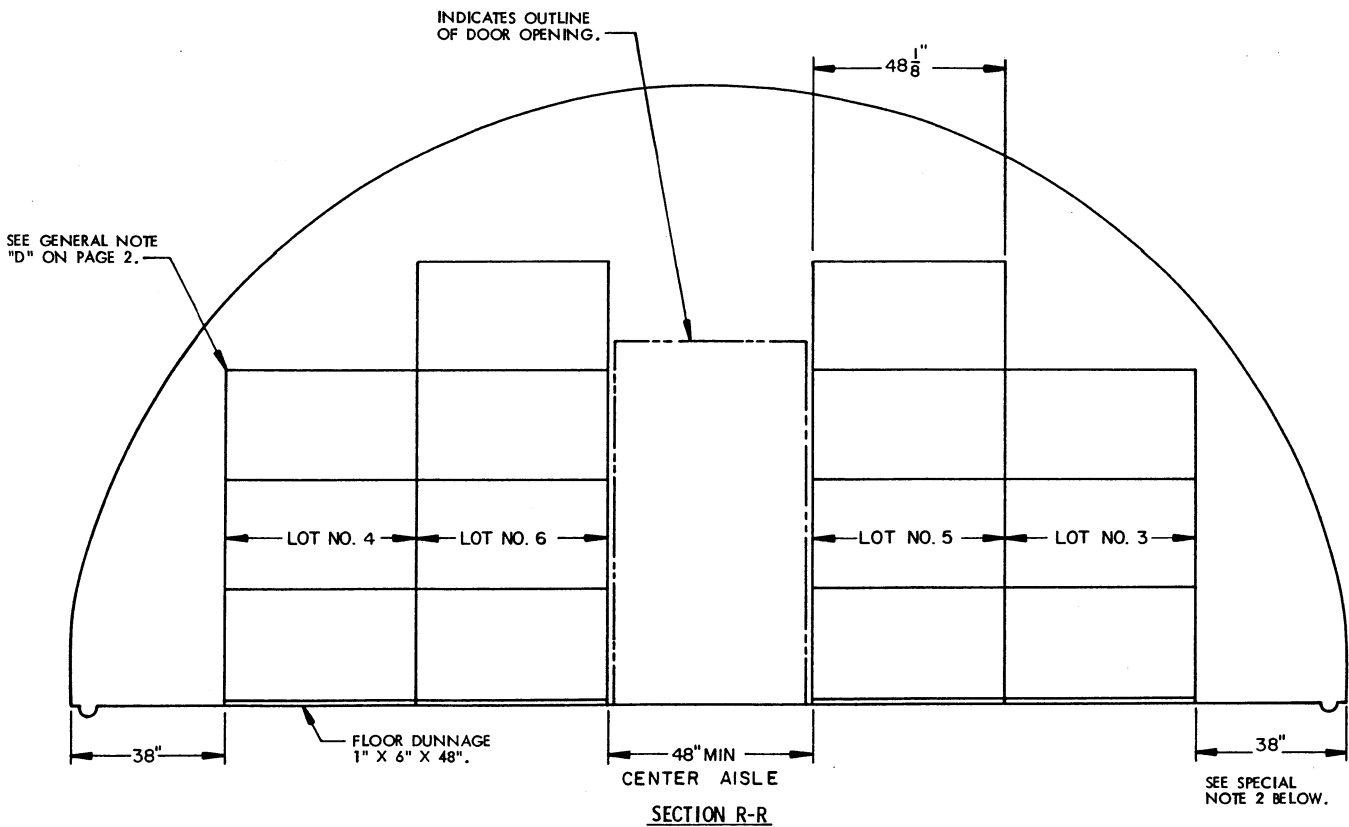
**SPECIAL NOTE:**

IF THE QUANTITY FOR A MAGAZINE IS TO BE REDUCED FROM WHAT IS SHOWN DUE TO THE PERMITTED "EXPLOSIVE LIMIT" OR FOR ANY OTHER REASON, SUCH AS A LIMITED QUANTITY TO BE STORED - THE DELINEATED PROCEDURES ARE TO BE ADJUSTED BY OMITTING STACKS RATHER THAN BY OMITTING LAYERS.





PLAN VIEW



SECTION R-R

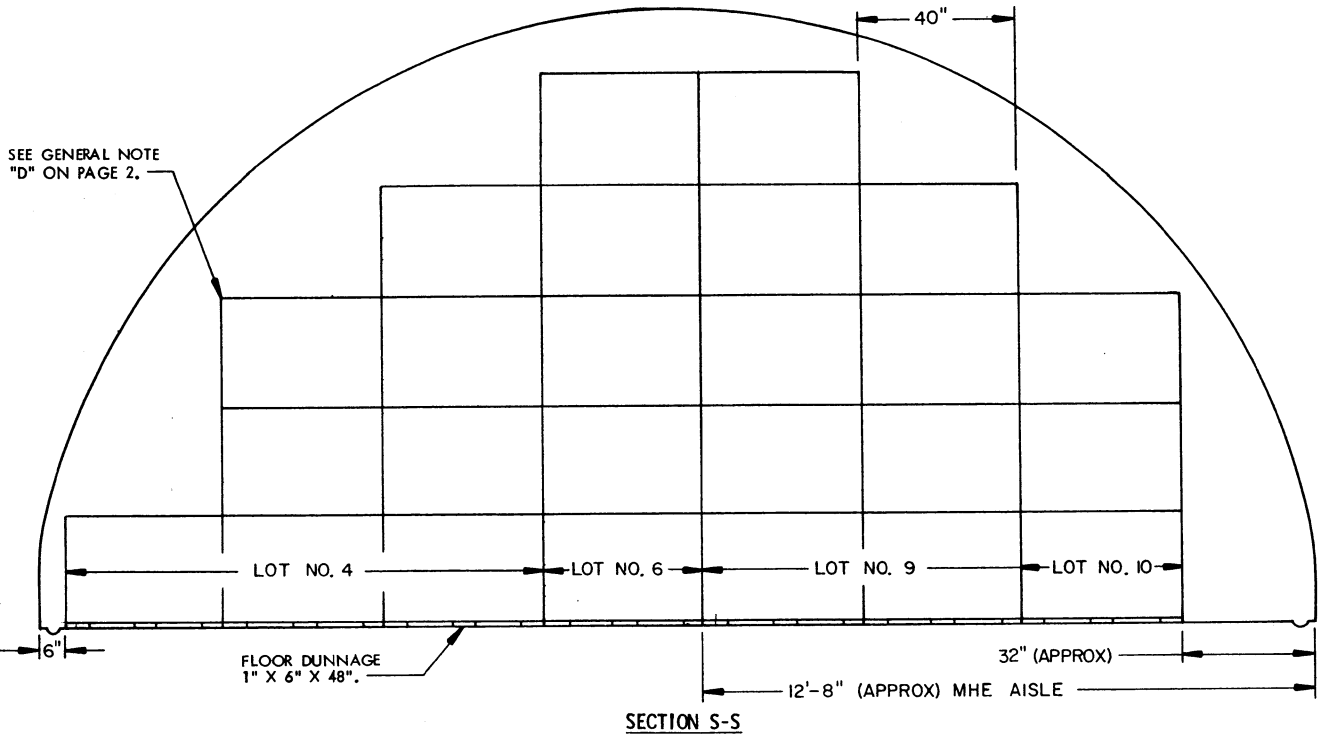
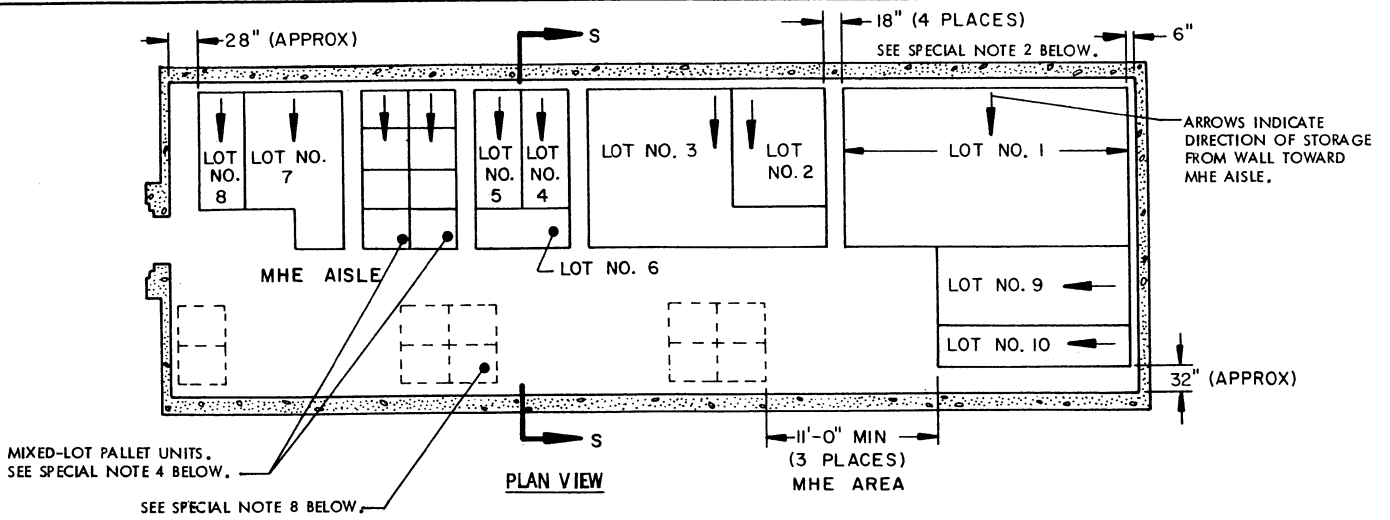
SPECIAL NOTES:

1. THE STORAGE PLANS AND CONFIGURATIONS SHOWN ON THIS PAGE ARE TYPICAL ONLY AND APPLY TO RELATIVELY LARGE LOTS. ADAPTATIONS MAY BE MADE AS NUMBER AND SIZES OF LOTS TO BE STORED IN MAGAZINE REQUIRE.
2. AN INSPECTION/INVENTORY AISLE MUST BE PROVIDED AT ONE SIDE OR END OF EACH LOT.
3. GENERALLY, THE LARGEST LOT SHOULD BE STORED IN THE REAR OF THE MAGAZINE. HOWEVER, THE REAR AREA MAY BE USED TO STORE MORE THAN ONE LOT BY ERECTING ROWS SIMILAR TO THOSE SHOWN IN THE FRONTAL AREA. A CENTER AISLE WILL NOT BE REQUIRED IN THE REAR AREA AS LONG AS EACH LOT IS ACCESSIBLE FOR REMOVAL AND INSPECTION/INVENTORY IN ACCORDANCE WITH OTHER CRITERIA SPECIFIED IN THESE SPECIAL NOTES AND IN THE GENERAL NOTES ON PAGE 2.
4. EACH LOT WITHIN THE MAGAZINE MUST BE ACCESSIBLE FOR MOVEMENT BY MHE. A SINGLE-LOT OF PALLET UNITS IS CONSIDERED "ACCESSIBLE" IF NO MORE THAN TWELVE (12) "LIFTS" OF ANOTHER LOT OR LOTS HAVE TO BE MADE TO GAIN ACCESS TO THAT LOT. A "LIFT" MAY CONSIST OF ONE (1) OR MORE PALLET UNITS, PROVIDING THE CAPACITY OF MHE PERMITS, AND SAFE HANDLING IS NOT JEOPARDIZED.

(CONTINUED AT RIGHT)

(SPECIAL NOTES CONTINUED)

5. FOR STORAGE OF MULTIPLE LOTS, THE DISTANCE FROM THE SIDEWALL WILL BE BASED ON THE OVERHEAD CLEARANCE REQUIRED FOR MHE.
6. WHEN TWO LOTS ARE STORED ADJACENT TO EACH OTHER, THEY SHOULD BE SEPARATED BY AT LEAST 1" TO PROVIDE CLEARANCE FOR REMOVAL OF EITHER LOT.



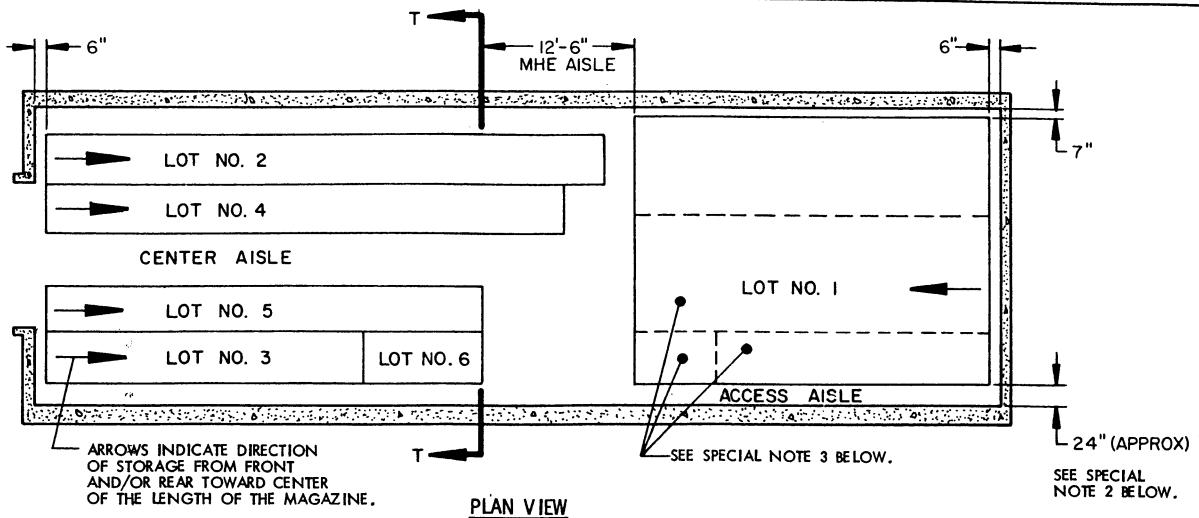
**SPECIAL NOTES:**

1. THE STORAGE PLANS AND CONFIGURATIONS SHOWN ON THIS PAGE ARE TYPICAL ONLY AND APPLY TO STORAGE OF NUMEROUS SMALL LOTS. ADAPTATIONS MAY BE MADE AS NUMBER AND SIZES OF LOTS TO BE STORED IN MAGAZINE REQUIRE.
2. AN INSPECTION/INVENTORY AISLE NOT LESS THAN 18" WIDE MUST BE PROVIDED AT ONE SIDE OF EACH "BURIED" LOT.
3. GENERALLY, THE LARGEST LOT SHOULD BE STORED IN THE REAR OF THE MAGAZINE. HOWEVER, THE REAR AREA MAY BE USED TO STORE MORE THAN ONE LOT BY ERECTING STACKS SIMILAR TO THOSE SHOWN IN THE FRONTAL AREA. AN MHE AISLE WILL BE REQUIRED ON ONE SIDE OF THE MAGAZINE, AND EACH LOT MUST BE ACCESSIBLE FOR REMOVAL AND INSPECTION/INVENTORY IN ACCORDANCE WITH OTHER CRITERIA SPECIFIED IN THESE SPECIAL NOTES AND IN THE GENERAL NOTES ON PAGE 2.
4. A MIXED-LOT PALLET UNIT MAY HAVE FROM TWO LOTS PER PALLET UNIT UPWARDS TO AS MANY DIFFERENT LOTS AS PROJECTILES WITHIN THAT UNIT. HOWEVER, ALL PROJECTILES AND LOTS WITHIN THE PALLET UNIT MUST HAVE THE SAME NATIONAL STOCK NUMBER AND CONDITION CODE.
5. EACH LOT WITHIN THE MAGAZINE MUST BE ACCESSIBLE FOR MOVEMENT BY MHE. PALLET UNITS OF A SINGLE-LOT OR MIXED-LOT PALLET UNITS ARE CONSIDERED "ACCESSIBLE" IF NO MORE THAN TWELVE (12) "LIFTS" OF ANOTHER LOT OR LOTS HAVE TO BE MADE TO GAIN ACCESS TO THE SINGLE-LOT OR MIXED-LOT UNITS. A "LIFT" MAY CONSIST OF ONE (1) OR MORE PALLET UNITS, PROVIDING THE CAPACITY OF MHE PERMITS, AND SAFE HANDLING IS NOT JEOPARDIZED.
6. FOR STORAGE OF MULTIPLE LOTS, THE DISTANCE FROM THE SIDEWALL WILL BE BASED ON THE OVERHEAD CLEARANCE REQUIRED FOR MHE.

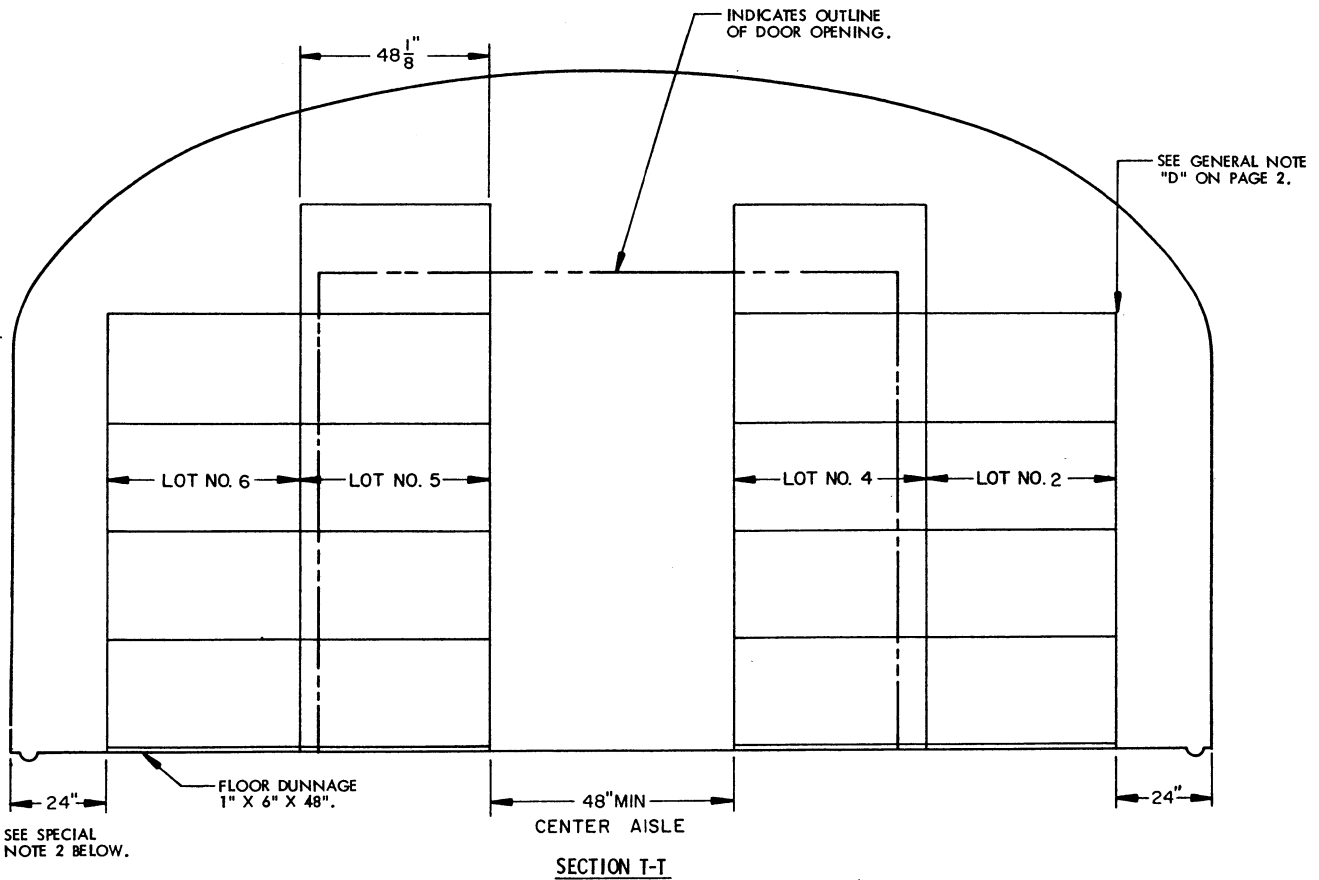
**(SPECIAL NOTES CONTINUED)**

7. WHEN TWO LOTS ARE STORED ADJACENT TO EACH OTHER, THEY SHOULD BE SEPARATED BY AT LEAST 1" TO PROVIDE CLEARANCE FOR REMOVAL OF EITHER LOT.
8. AREAS INCLOSED BY DOTTED LINES INDICATE LOCATIONS WHERE ADDITIONAL LOTS MAY BE STORED OR WHERE ADDITIONAL ITEMS MAY BE STORED, THAT ARE FROM THE LOT OR LOTS WHICH ARE DIRECTLY OR ALMOST DIRECTLY ACROSS THE CENTER AISLE ON THE OTHER SIDE OF THE MAGAZINE. COMPLIANCE WITH ALL OF THE MULTIPLE-LOT CRITERIA AS SET FORTH ON THIS PAGE MUST BE OBSERVED. THE SIZE OF THE LOTS BEING STORED AND THE CRITERIA OF SPECIAL NOTE 5, RELATIVE TO "12 LIFTS", WILL BE MAJOR FACTORS IMPACTING ON THE NUMBER OF UNIT LOADS THAT CAN BE STORED IN AN "ADDITIONAL STORAGE LOCATION". MORE OR FEWER STACKS THAN SHOWN MAY BE STORED AT ANY ONE OF THE ADDITIONAL STORAGE LOCATIONS. AN 11-FOOT MHE OPERATING AREA HAS BEEN SPECIFIED FOR ACCESS TO EACH "ADDITIONAL LOCATION" BY FORKLIFT TRUCK. THIS OPERATING AREA IS BASED ON REQUIREMENTS OF FORKLIFT TRUCKS COMMONLY USED IN STORAGE MAGAZINES. THE MHE OPERATING AREA CAN BE ENLARGED AS REQUIRED TO SUIT AVAILABLE FORKLIFT TRUCKS, AND SHOULD BE MADE SMALLER IF AVAILABLE MHE PERMITS. A "CENTER AISLE" (SPACE BETWEEN STORAGE ON ONE SIDE OF A MAGAZINE AND AN "ADDITIONAL STORAGE LOCATION") IS TO BE AT LEAST 48 INCHES WIDE. AN AISLE SLIGHTLY WIDER THAN 48 INCHES WILL ENHANCE FORKLIFT TRUCK MOVEMENT WITHIN A MAGAZINE; HOWEVER, THIS AISLE SHOULD NOT BE MADE WIDER IF A LOSS IN STORAGE RESULTS.

(CONTINUED AT RIGHT)



PLAN VIEW



SECTION T-T

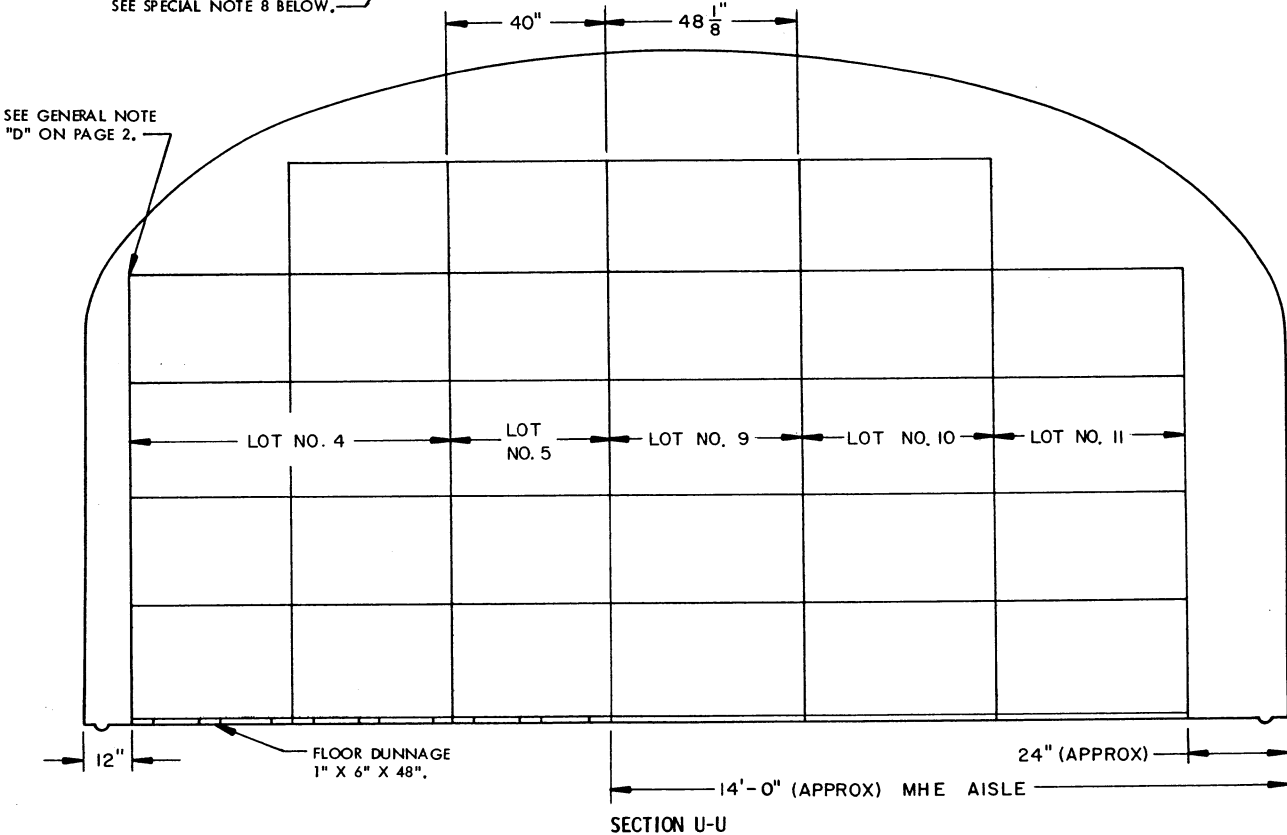
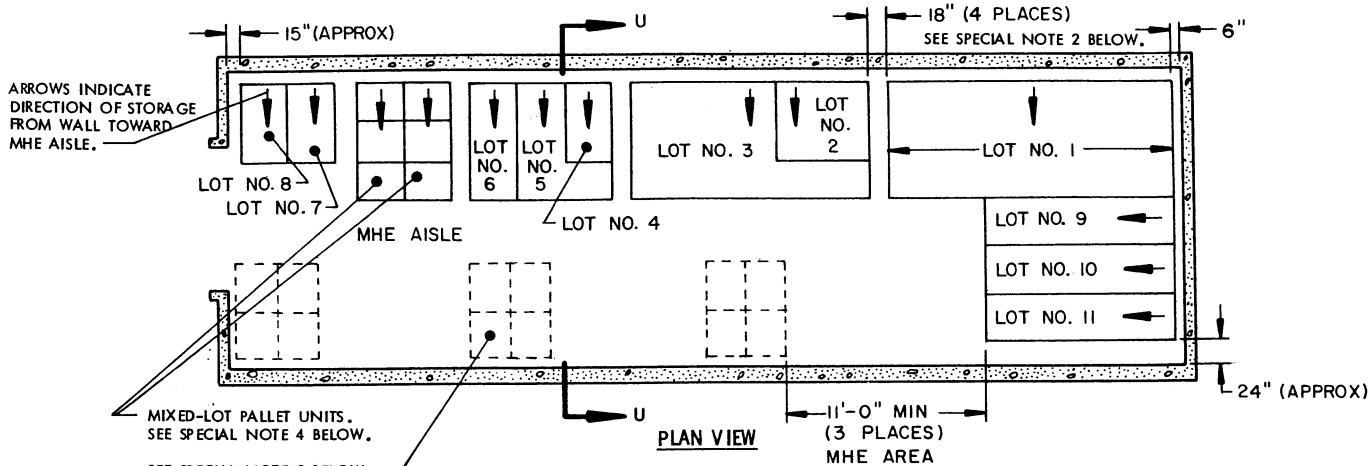
SPECIAL NOTES:

1. THE STORAGE PLANS AND CONFIGURATIONS SHOWN ON THIS PAGE ARE TYPICAL ONLY AND APPLY TO RELATIVELY LARGE LOTS. ADAPTATIONS MAY BE MADE AS NUMBER AND SIZES OF LOTS TO BE STORED IN MAGAZINE REQUIRE.
2. AN INSPECTION/INVENTORY AISLE MUST BE PROVIDED AT ONE SIDE OR END OF EACH LOT.
3. GENERALLY, THE LARGEST LOT SHOULD BE STORED IN THE REAR OF THE MAGAZINE. HOWEVER, THE REAR AREA MAY BE USED TO STORE MORE THAN ONE LOT BY ERECTING ROWS SIMILAR TO THOSE SHOWN IN THE FRONTAL AREA. A CENTER AISLE WILL NOT BE REQUIRED IN THE REAR AREA AS LONG AS EACH LOT IS ACCESSIBLE FOR REMOVAL AND INSPECTION/INVENTORY IN ACCORDANCE WITH OTHER CRITERIA SPECIFIED IN THESE SPECIAL NOTES AND IN THE GENERAL NOTES ON PAGE 2.
4. EACH LOT WITHIN THE MAGAZINE MUST BE ACCESSIBLE FOR MOVEMENT BY MHE. A SINGLE-LOT OF PALLET UNITS IS CONSIDERED "ACCESSIBLE" IF NO MORE THAN TWELVE (12) "LIFTS" OF ANOTHER LOT OR LOTS HAVE TO BE MADE TO GAIN ACCESS TO THAT LOT. A "LIFT" MAY CONSIST OF ONE (1) OR MORE PALLET UNITS, PROVIDING THE CAPACITY OF MHE PERMITS, AND SAFE HANDLING IS NOT JEOPARDIZED.

( SPECIAL NOTES CONTINUED )

5. FOR STORAGE OF MULTIPLE LOTS, THE DISTANCE FROM THE SIDEWALL WILL BE BASED ON THE OVERHEAD CLEARANCE REQUIRED FOR MHE.
6. WHEN TWO LOTS ARE STORED ADJACENT TO EACH OTHER, THEY SHOULD BE SEPARATED BY AT LEAST 1" TO PROVIDE CLEARANCE FOR REMOVAL OF EITHER LOT.

( CONTINUED AT RIGHT )



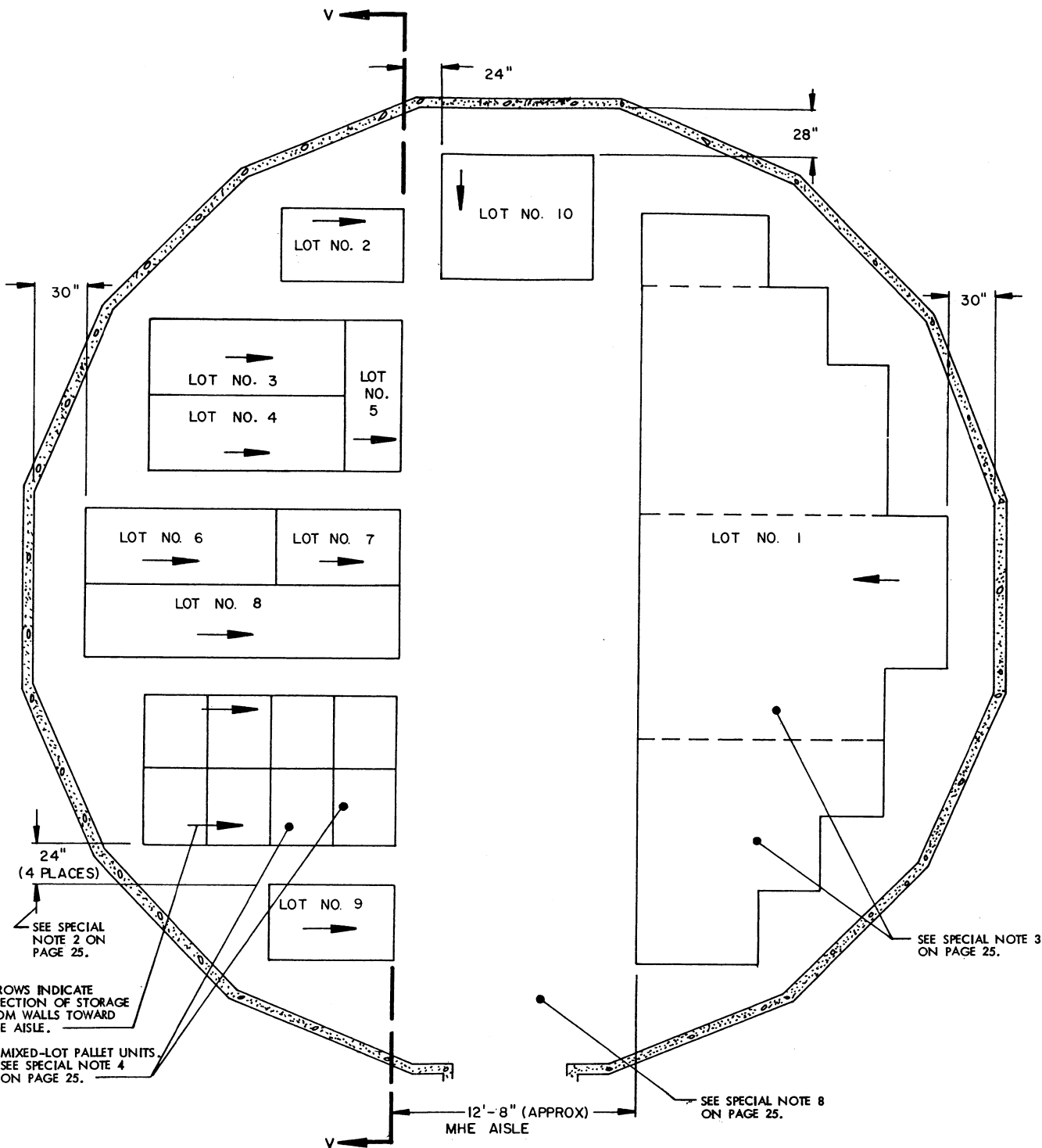
**SPECIAL NOTES:**

1. THE STORAGE PLANS AND CONFIGURATIONS SHOWN ON THIS PAGE ARE TYPICAL ONLY AND APPLY TO STORAGE OF NUMEROUS SMALL LOTS. ADAPTATIONS MAY BE MADE AS NUMBER AND SIZES OF LOTS TO BE STORED IN MAGAZINE REQUIRE.
2. AN INSPECTION/INVENTORY AISLE NOT LESS THAN 18" WIDE MUST BE PROVIDED AT ONE SIDE OF EACH "BURIED" LOT.
3. GENERALLY, THE LARGEST LOT SHOULD BE STORED IN THE REAR OF THE MAGAZINE. HOWEVER, THE REAR AREA MAY BE USED TO STORE MORE THAN ONE LOT BY ERECTING STACKS SIMILAR TO THOSE SHOWN IN THE FRONTAL AREA. AN MHE AISLE WILL BE REQUIRED ON ONE SIDE OF THE MAGAZINE, AND EACH LOT MUST BE ACCESSIBLE FOR REMOVAL AND INSPECTION/INVENTORY IN ACCORDANCE WITH OTHER CRITERIA SPECIFIED IN THESE SPECIAL NOTES AND IN THE GENERAL NOTES ON PAGE 2.
4. A MIXED-LOT PALLET UNIT MAY HAVE FROM TWO LOTS PER PALLET UNIT UPWARDS TO AS MANY DIFFERENT LOTS AS PROJECTILES WITHIN THAT UNIT. HOWEVER, ALL PROJECTILES AND LOTS WITHIN THE PALLET UNIT MUST HAVE THE SAME NATIONAL STOCK NUMBER AND CONDITION CODE.
5. EACH LOT WITHIN THE MAGAZINE MUST BE ACCESSIBLE FOR MOVEMENT BY MHE. PALLET UNITS OF A SINGLE-LOT OR MIXED-LOT PALLET UNITS ARE CONSIDERED "ACCESSIBLE" IF NO MORE THAN TWELVE (12) "LIFTS" OF ANOTHER LOT OR LOTS HAVE TO BE MADE TO GAIN ACCESS TO THE SINGLE-LOT OR MIXED-LOT UNITS. A "LIFT" MAY CONSIST OF ONE (1) OR MORE PALLET UNITS, PROVIDING THE CAPACITY OF MHE PERMITS, AND SAFE HANDLING IS NOT JEOPARDIZED.

**( SPECIAL NOTES CONTINUED )**

6. FOR STORAGE OF MULTIPLE LOTS, THE DISTANCE FROM THE SIDEWALL WILL BE BASED ON THE OVERHEAD CLEARANCE REQUIRED FOR MHE.
7. WHEN TWO LOTS ARE STORED ADJACENT TO EACH OTHER, THEY SHOULD BE SEPARATED BY AT LEAST 1" TO PROVIDE CLEARANCE FOR REMOVAL OF EITHER LOT.
8. AREAS INCLOSED BY DOTTED LINES INDICATE LOCATIONS WHERE ADDITIONAL LOTS MAY BE STORED OR WHERE ADDITIONAL ITEMS MAY BE STORED, THAT ARE FROM THE LOT OR LOTS WHICH ARE DIRECTLY OR ALMOST DIRECTLY ACROSS THE CENTER AISLE ON THE OTHER SIDE OF THE MAGAZINE. COMPLIANCE WITH ALL OF THE MULTIPLE-LOT CRITERIA AS SET FORTH ON THIS PAGE MUST BE OBSERVED. THE SIZE OF THE LOTS BEING STORED AND THE CRITERIA OF SPECIAL NOTE 5, RELATIVE TO "12 LIFTS", WILL BE MAJOR FACTORS IMPACTING ON THE NUMBER OF UNIT LOADS THAT CAN BE STORED IN AN "ADDITIONAL STORAGE LOCATION". MORE OR FEWER STACKS THAN SHOWN MAY BE STORED AT ANY ONE OF THE ADDITIONAL STORAGE LOCATIONS. AN 11-FOOT MHE OPERATING AREA HAS BEEN SPECIFIED FOR ACCESS TO EACH "ADDITIONAL LOCATION" BY FORKLIFT TRUCK. THIS OPERATING AREA IS BASED ON REQUIREMENTS OF FORKLIFT TRUCKS COMMONLY USED IN STORAGE MAGAZINES. THE MHE OPERATING AREA CAN BE ENLARGED AS REQUIRED TO SUIT AVAILABLE FORKLIFT TRUCKS, AND SHOULD BE MADE SMALLER IF AVAILABLE MHE PERMITS. A "CENTER AISLE" ( SPACE BETWEEN STORAGE ON ONE SIDE OF A MAGAZINE AND AN "ADDITIONAL STORAGE LOCATION" ) IS TO BE AT LEAST 48 INCHES WIDE. AN AISLE SLIGHTLY WIDER THAN 48 INCHES WILL ENHANCE FORKLIFT TRUCK MOVEMENT WITHIN A MAGAZINE; HOWEVER, THIS AISLE SHOULD NOT BE MADE WIDER IF A LOSS IN STORAGE RESULTS.

( CONTINUED AT RIGHT )



ARROWS INDICATE DIRECTION OF STORAGE FROM WALLS TOWARD MHE AISLE.

MIXED-LOT PALLET UNITS. SEE SPECIAL NOTE 4 ON PAGE 25.

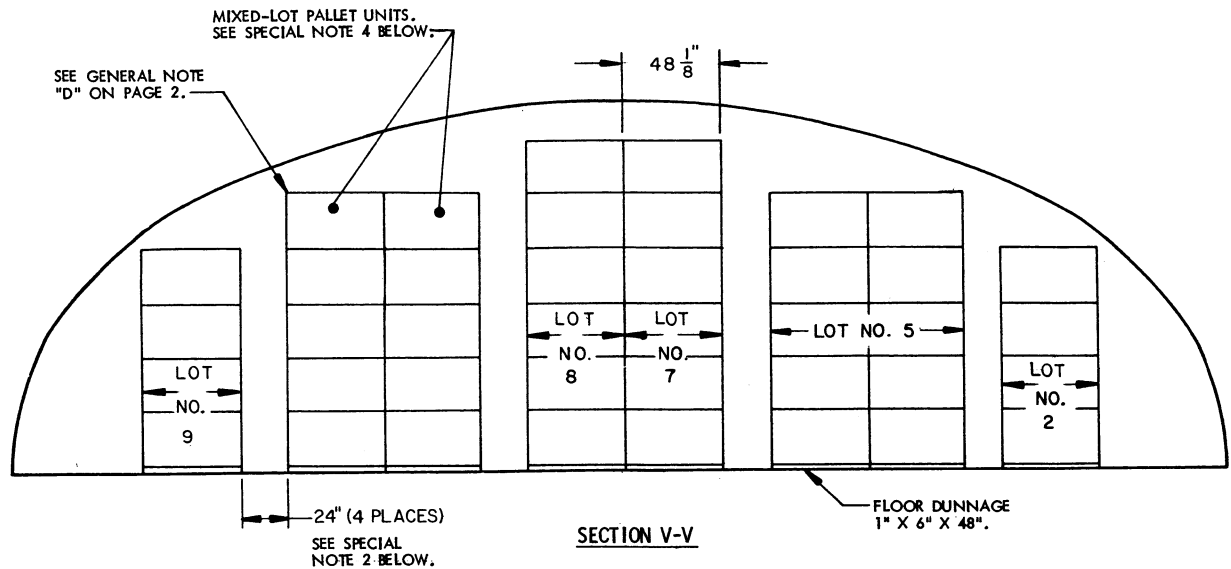
SEE SPECIAL NOTE 2 ON PAGE 25.

SEE SPECIAL NOTE 3 ON PAGE 25.

SEE SPECIAL NOTE 8 ON PAGE 25.

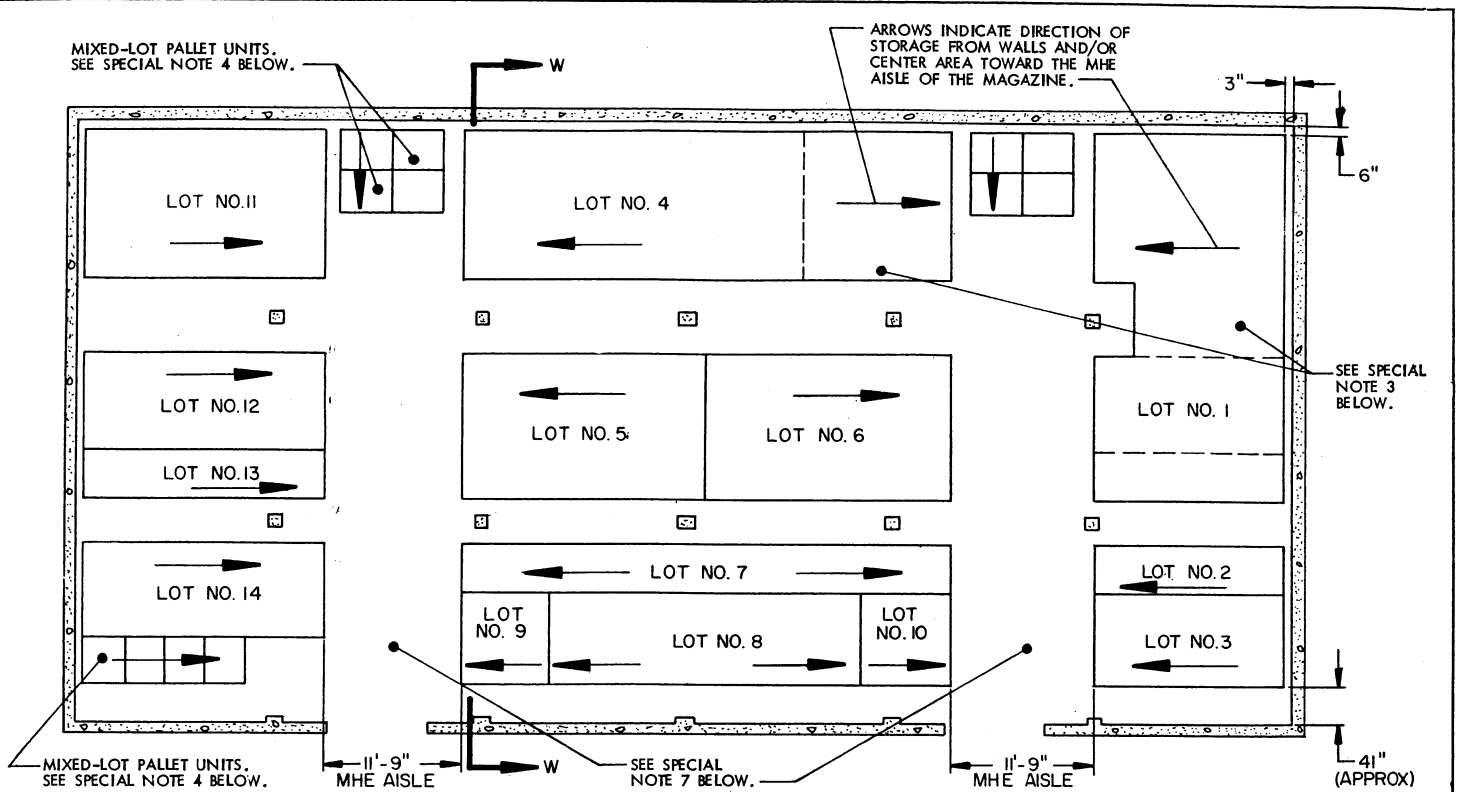
PLAN VIEW



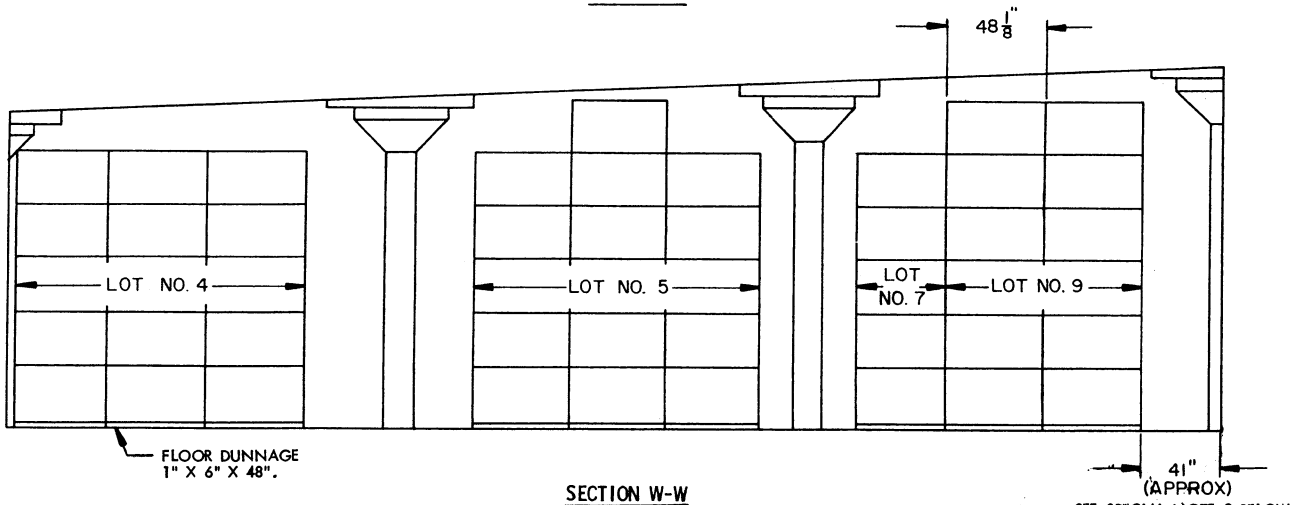


SPECIAL NOTES:

1. THE STORAGE PLANS SHOWN ARE TYPICAL ONLY. ADAPTATIONS MAY BE MADE AS NUMBER AND SIZES OF LOTS TO BE STORED IN MAGAZINE REQUIRE.
2. AN INSPECTION/INVENTORY AISLE NOT LESS THAN 18" WIDE MUST BE PROVIDED AT ONE SIDE OF EACH "BURIED" LOT.
3. GENERALLY, THE LARGEST LOT SHOULD BE STORED ON ONE SIDE OF THE MAGAZINE. HOWEVER, BOTH SIDES MAY BE USED TO STORE MORE THAN ONE LOT BY ERECTING ROWS SIMILAR TO THOSE SHOWN ON THE LEFT SIDE. EACH ADDITIONAL LOT MUST BE ACCESSIBLE FOR REMOVAL AND INSPECTION/INVENTORY IN ACCORDANCE WITH OTHER CRITERIA SPECIFIED IN THESE SPECIAL NOTES AND IN THE GENERAL NOTES ON PAGE 2.
4. A MIXED-LOT PALLET UNIT MAY HAVE FROM TWO LOTS PER PALLET UNIT UPWARDS TO AS MANY DIFFERENT LOTS AS PROJECTILES WITHIN THAT UNIT. HOWEVER, ALL PROJECTILES AND LOTS WITHIN THE PALLET UNIT MUST HAVE THE SAME NATIONAL STOCK NUMBER AND CONDITION CODE.
5. EACH LOT WITHIN THE MAGAZINE MUST BE ACCESSIBLE FOR MOVEMENT BY MHE. PALLET UNITS OF A SINGLE-LOT OR MIXED-LOT PALLET UNITS ARE CONSIDERED "ACCESSIBLE" IF NO MORE THAN TWELVE (12) "LIFTS" OF ANOTHER LOT OR LOTS HAVE TO BE MADE TO GAIN ACCESS TO THE SINGLE-LOT OR MIXED-LOT UNITS. A "LIFT" MAY CONSIST OF ONE (1) OR MORE PALLET UNITS, PROVIDING THE CAPACITY OF MHE PERMITS, AND SAFE HANDLING IS NOT JEOPARDIZED.
6. FOR STORAGE OF MULTIPLE LOTS, THE DISTANCE FROM THE WALL WILL BE BASED ON THE OVERHEAD CLEARANCE REQUIRED FOR MHE.
7. WHEN TWO LOTS ARE STORED ADJACENT TO EACH OTHER, THEY SHOULD BE SEPARATED BY AT LEAST 1" TO PROVIDE CLEARANCE FOR REMOVAL OF EITHER LOT.
8. THE MHE AISLE MAY BE USED TO STORE ONE OR MORE STACKS OF ADDITIONAL LOTS OR ADDITIONAL ITEMS THAT ARE FROM A LOT ADJACENT TO THE MHE AISLE. THIS ADDITIONAL STORAGE IS TO BE ARRANGED IN A MANNER SIMILAR TO ARRANGEMENTS DEPICTED ON PAGES 21 AND 23 FOR THE "ADDITIONAL STORAGE LOCATIONS" (SHOWN BY DOTTED LINES). ADEQUATE SPACE FOR MHE OPERATION, AS DESCRIBED ON PAGES 21 AND 23, MUST BE MADE AVAILABLE FOR THE ADDITIONAL STORAGE. ALSO, COMPLIANCE WITH ALL OF THE MULTIPLE-LOT CRITERIA AS SET FORTH ON THIS PAGE MUST BE OBSERVED.



PLAN VIEW



SECTION W-W

SPECIAL NOTES:

1. THE STORAGE PLANS SHOWN ARE TYPICAL ONLY. ADAPTATIONS MAY BE MADE AS NUMBER AND SIZES OF LOTS TO BE STORED IN MAGAZINE REQUIRE.
2. AN INSPECTION/INVENTORY AISLE NOT LESS THAN 18" WIDE MUST BE PROVIDED AT ONE SIDE OF EACH "BURIED" LOT.
3. GENERALLY, THE LARGEST LOT SHOULD BE STORED IN THE REAR OR ON ONE SIDE OF THE MAGAZINE. HOWEVER, THESE AREAS MAY BE USED TO STORE MORE THAN ONE LOT BY ERECTING ROWS SIMILAR TO THOSE SHOWN IN THE CENTER AREA OR AS TYPICALLY INDICATED BY DOTTED LINES. EACH ADDITIONAL LOT MUST BE ACCESSIBLE FOR REMOVAL AND INSPECTION/INVENTORY IN ACCORDANCE WITH OTHER CRITERIA SPECIFIED IN THESE SPECIAL NOTES AND IN THE GENERAL NOTES ON PAGE 2.
4. A MIXED-LOT PALLET UNIT MAY HAVE FROM TWO LOTS PER PALLET UNIT UPWARDS TO AS MANY DIFFERENT LOTS AS PROJECTILES WITHIN THAT UNIT. HOWEVER, ALL PROJECTILES AND LOTS WITHIN THE PALLET UNIT MUST HAVE THE SAME NATIONAL STOCK NUMBER AND CONDITION CODE.
5. EACH LOT WITHIN THE MAGAZINE MUST BE ACCESSIBLE FOR MOVEMENT BY MHE. PALLET UNITS OF A SINGLE-LOT OR MIXED-LOT PALLET UNITS ARE CONSIDERED "ACCESSIBLE" IF NO MORE THAN TWENTY-FOUR (24) "LIFTS" OF ANOTHER LOT OR LOTS HAVE TO BE MADE TO GAIN ACCESS TO THE SINGLE-LOT OR MIXED-LOT UNITS. A "LIFT" MAY CONSIST OF ONE (1) OR MORE PALLET UNITS, PROVIDING THE CAPACITY OF MHE PERMITS, AND SAFE HANDLING IS NOT JEOPARDIZED.

(SPECIAL NOTES CONTINUED)

6. WHEN TWO LOTS ARE STORED ADJACENT TO EACH OTHER, THEY SHOULD BE SEPARATED BY AT LEAST 1" TO PROVIDE CLEARANCE FOR REMOVAL OF EITHER LOT.
7. THE MHE AISLE MAY BE USED TO STORE ONE OR MORE STACKS OF ADDITIONAL LOTS OR ADDITIONAL ITEMS THAT ARE FROM A LOT ADJACENT TO THE MHE AISLE. THIS ADDITIONAL STORAGE IS TO BE ARRANGED IN A MANNER SIMILAR TO ARRANGEMENTS DEPICTED ON PAGES 21 AND 23 FOR THE "ADDITIONAL STORAGE LOCATIONS" (SHOWN BY DOTTED LINES). ADEQUATE SPACE FOR MHE OPERATION, AS DESCRIBED ON PAGES 21 AND 23, MUST BE MADE AVAILABLE FOR THE ADDITIONAL STORAGE. ALSO, COMPLIANCE WITH ALL OF THE MULTIPLE-LOT CRITERIA AS SET FORTH ON THIS PAGE MUST BE OBSERVED.

(CONTINUED AT RIGHT)