

APPENDIX 2

UNITIZING PROCEDURES FOR COMPLETE ROUNDS PACKED IN CYLINDRICAL METAL CONTAINERS ON 4-WAY ENTRY PALLETS --- T53 SERIES CONTAINER

INDEX

<u>ITEM</u>	<u>PAGE(S)</u>
GENERAL NOTES -----	2
UNIT DETAIL -----	4, 5
FILLERS AND INSTALLATION PROCEDURES FOR OMITTED CONTAINERS -----	6

PALLET UNIT DATA						
ITEMS INCLUDED		HAZARD CLASSIFICATION				WEIGHT (LBS)
NSN	DODIC	DOT CLASS	CG CLASS	QD CLASS	COMP GROUP	
NONE ASSIGNED	-	-	-	-	-	2,248

NOTICE: THIS APPENDIX CANNOT STAND ALONE BUT MUST BE
USED IN CONJUNCTION WITH THE BASIC UNITIZATION PROCEDURES
DRAWING 19-48-4079-20PM1002

THIS DRAWING SUPERSEDES PART OF DRAWING
19-48-4079-1-2-5-11-14PM1001, DATED SEPTEMBER 1969.

DO NOT SCALE

REVISIONS											
			<table style="width: 100%; border-collapse: collapse;"> <tr> <td style="font-size: small;">DRAWN BY <i>WRF/WW</i></td> <td style="font-size: small;">PROJ ENG <i>WRF/WW</i></td> </tr> <tr> <td style="font-size: small;">CHECKER <i>RSN</i></td> <td style="font-size: small;">LAW OFFICE <i>WRF/WW</i></td> </tr> </table>	DRAWN BY <i>WRF/WW</i>	PROJ ENG <i>WRF/WW</i>	CHECKER <i>RSN</i>	LAW OFFICE <i>WRF/WW</i>				
DRAWN BY <i>WRF/WW</i>	PROJ ENG <i>WRF/WW</i>										
CHECKER <i>RSN</i>	LAW OFFICE <i>WRF/WW</i>										
			<small>APPROVED, U. S. ARMY ARMAMENT MATERIEL READINESS COMMAND</small> <table style="width: 100%; border-collapse: collapse;"> <tr> <td style="text-align: center;"><i>W. H. Hamilton</i> <small>DRBAR-MAD</small></td> <td style="text-align: center;"><i>Daniel C. Feltner</i> <small>DRBAR-TMD</small></td> </tr> </table>	<i>W. H. Hamilton</i> <small>DRBAR-MAD</small>	<i>Daniel C. Feltner</i> <small>DRBAR-TMD</small>						
<i>W. H. Hamilton</i> <small>DRBAR-MAD</small>	<i>Daniel C. Feltner</i> <small>DRBAR-TMD</small>										
			<small>APPROVED BY ORDER OF COMMANDING GENERAL, U. S. ARMY MATERIEL DEVELOPMENT AND READINESS COMMAND (DARCOM)</small> <i>John L. Reynolds</i> <small>U. S. ARMY DEFENSE AMMUNITION CENTER AND SCHOOL</small> U. S. ARMY DARCOM DRAWING JANUARY 1981								
			<table style="width: 100%; border-collapse: collapse;"> <tr> <th style="font-size: small;">CLASS</th> <th style="font-size: small;">DIVISION</th> <th style="font-size: small;">DRAWING</th> <th style="font-size: small;">FILE</th> </tr> <tr> <td style="text-align: center;">19</td> <td style="text-align: center;">48</td> <td style="text-align: center;">4079/2</td> <td style="text-align: center;">20 PM 1002</td> </tr> </table>	CLASS	DIVISION	DRAWING	FILE	19	48	4079/2	20 PM 1002
CLASS	DIVISION	DRAWING	FILE								
19	48	4079/2	20 PM 1002								

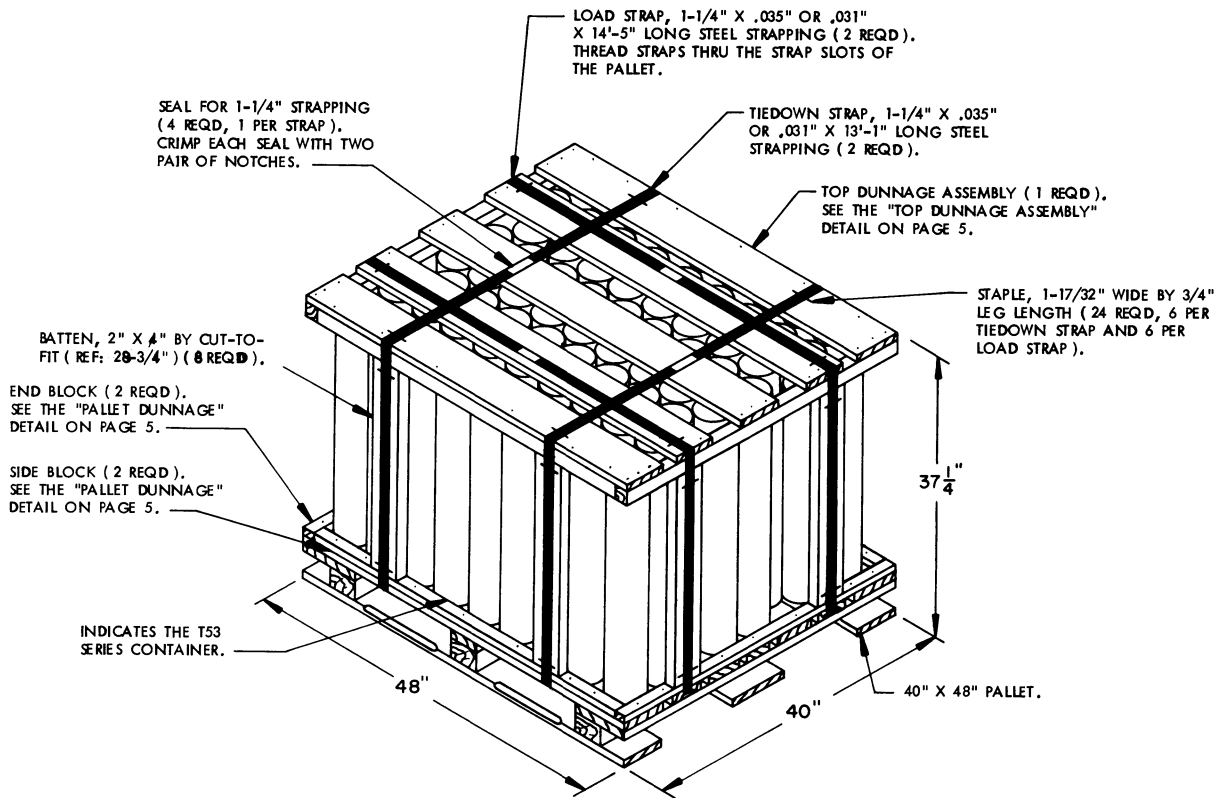
GENERAL NOTES

- A. THIS APPENDIX CANNOT STAND ALONE BUT MUST BE USED IN CONJUNCTION WITH THE BASIC UNITIZING PROCEDURES DRAWING 19-48-4079-20PM1002. TO PRODUCE AN APPROVED UNIT LOAD, ALL PERTINENT PROCEDURES, SPECIFICATIONS AND CRITERIA SET FORTH WITHIN THE BASIC DRAWING WILL APPLY TO THE PROCEDURES DELINEATED IN THIS APPENDIX. ANY EXCEPTIONS TO THE BASIC PROCEDURES ARE SPECIFIED IN THIS APPENDIX.
- B. DIMENSIONS, CUBE AND WEIGHT OF A PALLET UNIT WILL VARY SLIGHTLY DEPENDING UPON THE ACTUAL DIMENSIONS OF THE CONTAINER, WEIGHT OF THE SPECIFIED ITEM AND METHOD OF UNITIZATION.
- C. FOR OUTLOADING AND STORAGE OF THE ITEMS COVERED BY THIS APPENDIX, SEE DARCOM DRAWING 19-48-4079-1-2-5-11-14PM1001.
- D. FOR THE METHOD OF SECURING A STRAP CUTTER TO THE PALLET UNIT, SEE DARCOM DRAWING 19-48-4127-20P1000.
- E. IF ITEMS COVERED HEREIN ARE UNITIZED PRIOR TO ISSUANCE OF THIS APPENDIX, THE CONTAINERS NEED NOT BE REUNITIZED SOLELY TO CONFORM TO THIS APPENDIX.
- F. FOR DETAILS OF THE T53 SERIES CONTAINER, SEE DRAWING NO. 76-1-662.

CONTAINER DIMENSIONS ----- 31" LONG BY 4-15/16" DIAMETER.
CONTAINER CUBE ----- 0.3 CUBIC FEET (APPROX)
CONTAINER WEIGHT
(WITH ROUND) ----- 30 POUNDS (APPROX)

- G. THE UNITIZATION PROCEDURES SPECIFIED HEREIN MAY ALSO BE USED FOR UNITIZING COMPLETE ROUNDS WHEN IDENTIFIED BY DIFFERENT NATIONAL STOCK NUMBERS (NSN) THAN THOSE SHOWN ON THE COVER PAGE, PROVIDED THE ITEM IS PACKED IN THE T53 SERIES CONTAINER. THE EXPLOSIVE CLASSIFICATION OF OTHER ITEMS MAY BE DIFFERENT THAN THOSE SHOWN.

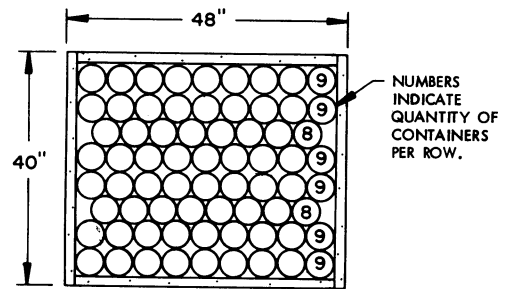
THIS PAGE HAS BEEN INTENTIONALLY LEFT BLANK



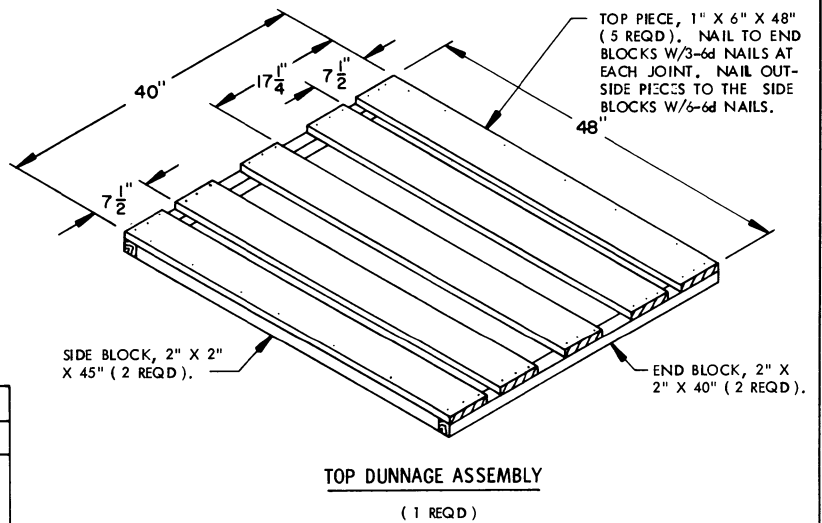
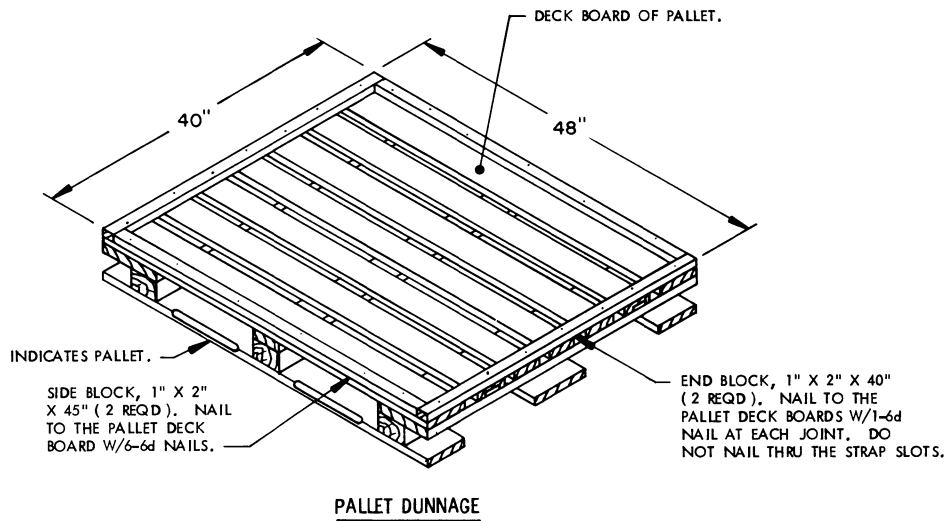
ISOMETRIC VIEW

SPECIAL NOTES:

1. THE UNIT SHOWN ABOVE DEPICTS A 70-CONTAINER PALLET UNIT OF COMPLETE ROUNDS OF AMMUNITION PACKED IN THE T53 SERIES CYLINDRICAL METAL CONTAINERS. FOR UNITS OF LESS THAN 70 CONTAINERS, SEE THE "FILLERS AND INSTALLATION PROCEDURES FOR OMITTED CONTAINERS" DETAIL ON PAGE 6.
2. IF THE 1" X 2" OR 2" X 2" NOMINAL SIZE LUMBER SPECIFIED FOR THE PALLET DUNNAGE AND PART OF THE TOP DUNNAGE ASSEMBLY IS NOT READILY AVAILABLE, TWO ACCEPTABLE SIZE PIECES CAN BE MADE BY RIPPING (SAWING) A PIECE OF NOMINAL SIZE 1" X 4" OR 2" X 4" LUMBER, RESPECTIVELY, ON THE CENTER LINE OF ITS WIDTH.
3. THE PALLETIZING PROCEDURES DELINEATED ABOVE ARE ALSO APPLICABLE TO THE M173 SERIES CONTAINER, HOWEVER, THE MAXIMUM WEIGHT LIMITATION STATED IN THE BASIC PROCEDURES DRAWING, 19-48-4079-20PM1002, MUST NOT BE EXCEEDED.
4. DIMENSIONS GIVEN FOR DUNNAGE PIECES OR DUNNAGE ASSEMBLIES WILL BE FIELD CHECKED PRIOR TO THEIR ASSEMBLY TO THE PALLET UNIT. CONTAINERS MUST FIT SNUGLY IN THE DUNNAGE ASSEMBLIES. ALSO, DUE TO THE VARIATION OF CONTAINER DIMENSIONS, ADJUSTMENTS MAY BE REQUIRED AS TO THE LOCATION OF CERTAIN PIECES OF DUNNAGE EITHER IN A DUNNAGE ASSEMBLY OR LOCATED ON THE PALLET.



LOADING PATTERN

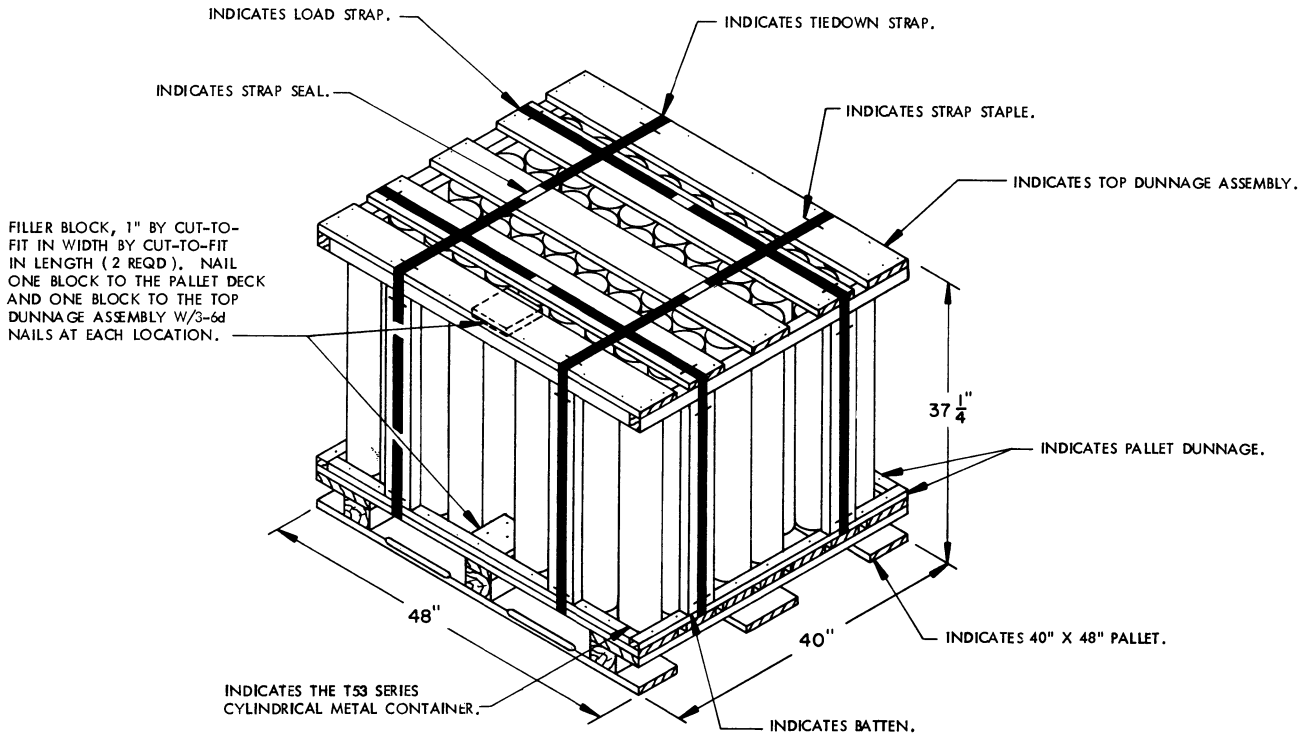


BILL OF MATERIAL		
LUMBER	LINEAR FEET	BOARD FEET
1" X 2"	14.17	2.36
1" X 6"	20.00	10.00
2" X 2"	14.17	4.72
2" X 4"	19.17	12.78
NAILS	NO. REQD	POUNDS
6d (2")	68	0.40
PALLET, 40" X 48"	1 REQD	80 LBS
STEEL STRAPPING, 1-1/4" X .035" OR .031"	55.00' REQD	7.86 LBS
SEAL FOR 1-1/4" STRAPPING	4 REQD	NIL
STAPLE, 1-17/32" X 3/4"	24 REQD	NIL

UNIT DATA

WEIGHT

CUBE	41.4 CUBIC FEET (APPROX)	
CONTAINER, T53 SERIES	70 EA @ 30 LBS	2,100 LBS (APPROX)
DUNNAGE		68 LBS
PALLET		90 LBS
TOTAL WEIGHT		2,248 LBS (APPROX)



FILLER DETAIL

SPECIAL NOTES:

1. THE DETAIL ABOVE DEPICTS PROCEDURES TO BE USED WHEN A STANDARD PALLET UNIT MINUS ONE CONTAINER IS TO BE UNITIZED.
2. FILLER BLOCKS ARE TO BE USED TO OCCUPY THE UNUSED AREA LEFT BY OMITTING T53 CONTAINERS. FILLER BLOCKS ARE TO BE PLACED AGAINST THE INSIDE EDGE OF THE PALLET OR TOP DUNNAGE WHEN 26 OR LESS CONTAINERS ARE OMITTED FROM A PALLET UNIT. WHEN MORE THAN 26 CONTAINERS ARE OMITTED FROM A PALLET UNIT, THE FIRST 26 FILLER BLOCKS ARE TO BE PLACED AGAINST THE INSIDE EDGE OF THE PALLET OR TOP DUNNAGE AND THE REMAINING BLOCKS ARE TO BE PLACED WITHIN THE LOAD AS DEEMED APPROPRIATE. ALL FILLER BLOCKS ARE TO BE NAILED AS SPECIFIED IN THE DETAIL ABOVE.