

STORAGE IN 60' & 80' IGLOO AND 80' STRADLEY MAGAZINES OF SKIDDED UNITS* (STRAPPED) OF BOMB FUZES, M914, M166, AND M188 SERIES PACKED IN METAL DRUM

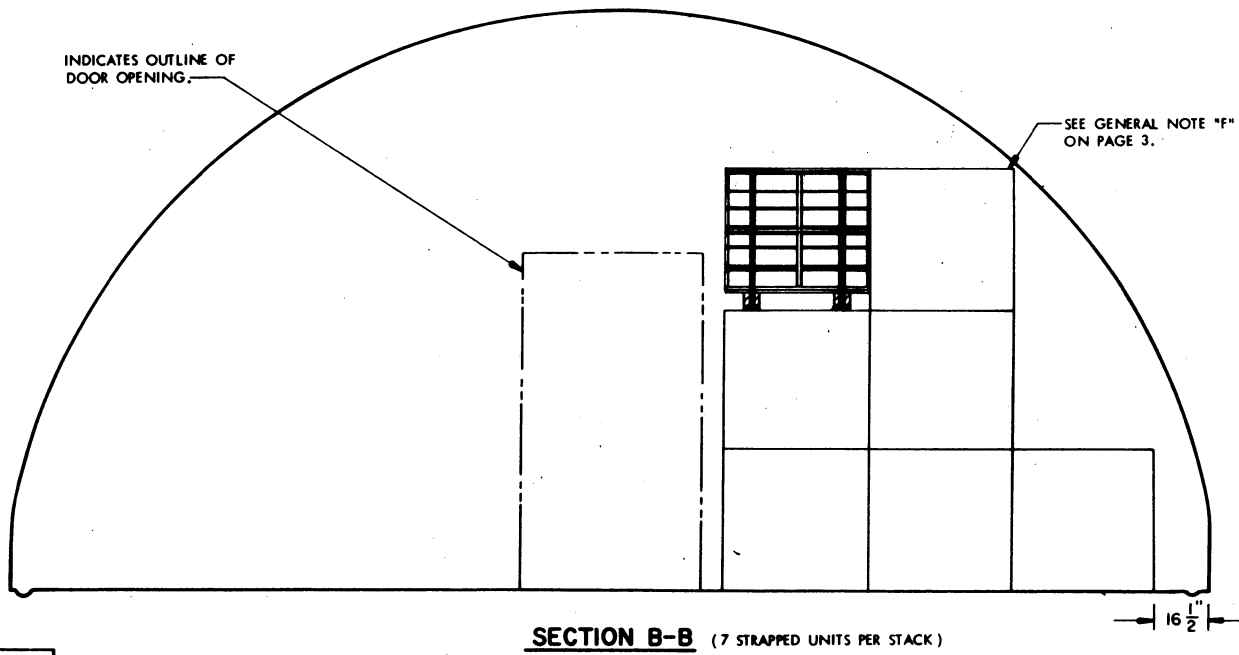
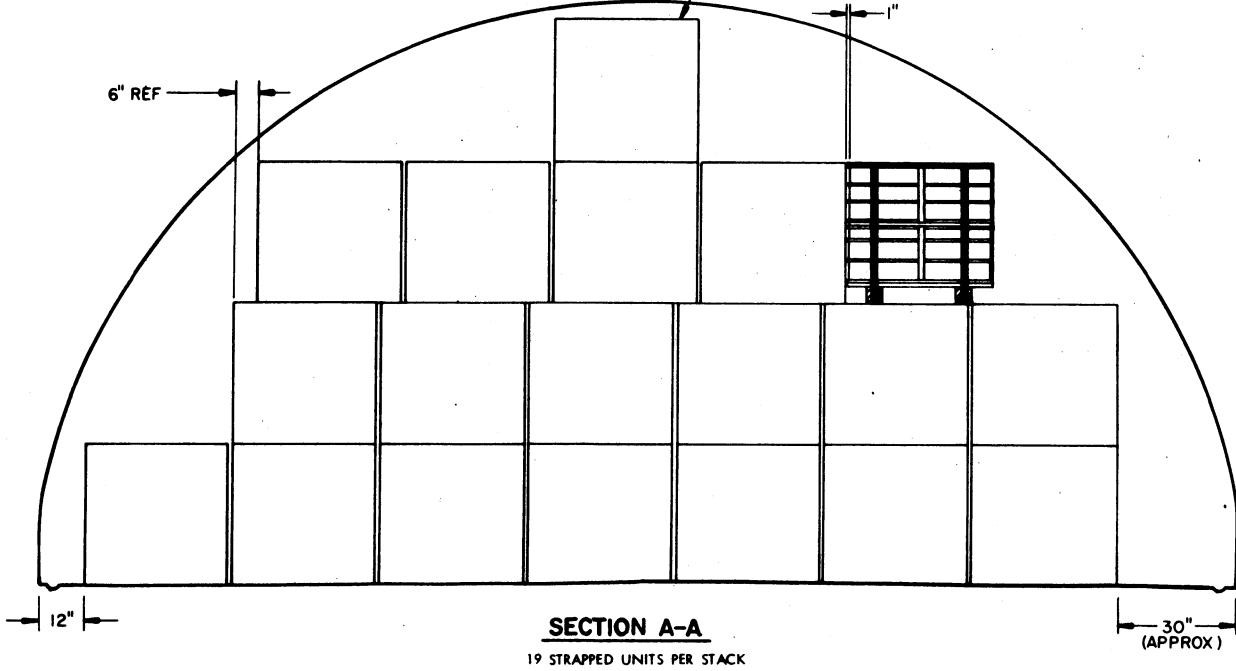
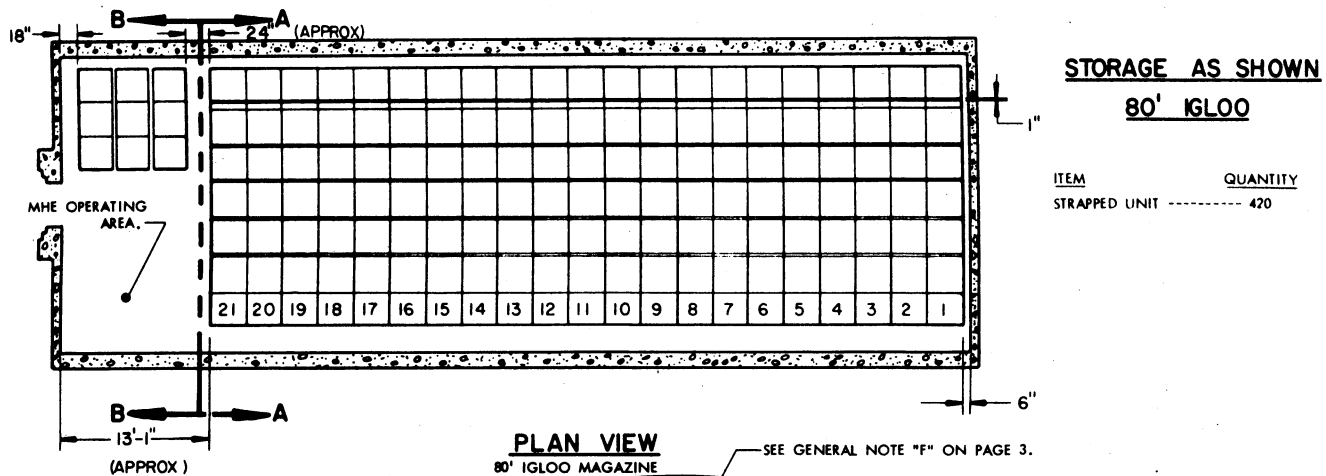
INDEX

ITEM	PAGE(S)
GENERAL NOTES-----	3
IGLOO STORAGE PROCEDURES-----	2, 3
STRADLEY STORAGE PROCEDURES-----	4, 6
IGLOO STORAGE PROCEDURES FOR MULTIPLE LOTS-----	6, 7
STRADLEY STORAGE PROCEDURES FOR MULTIPLE LOTS-----	8, 9
DETAIL OF SKIDDED UNITS (STRAPPED)-----	10

THIS STORAGE PROCEDURE DRAWING
ALSO INCLUDES UNITIZATION
PROCEDURES

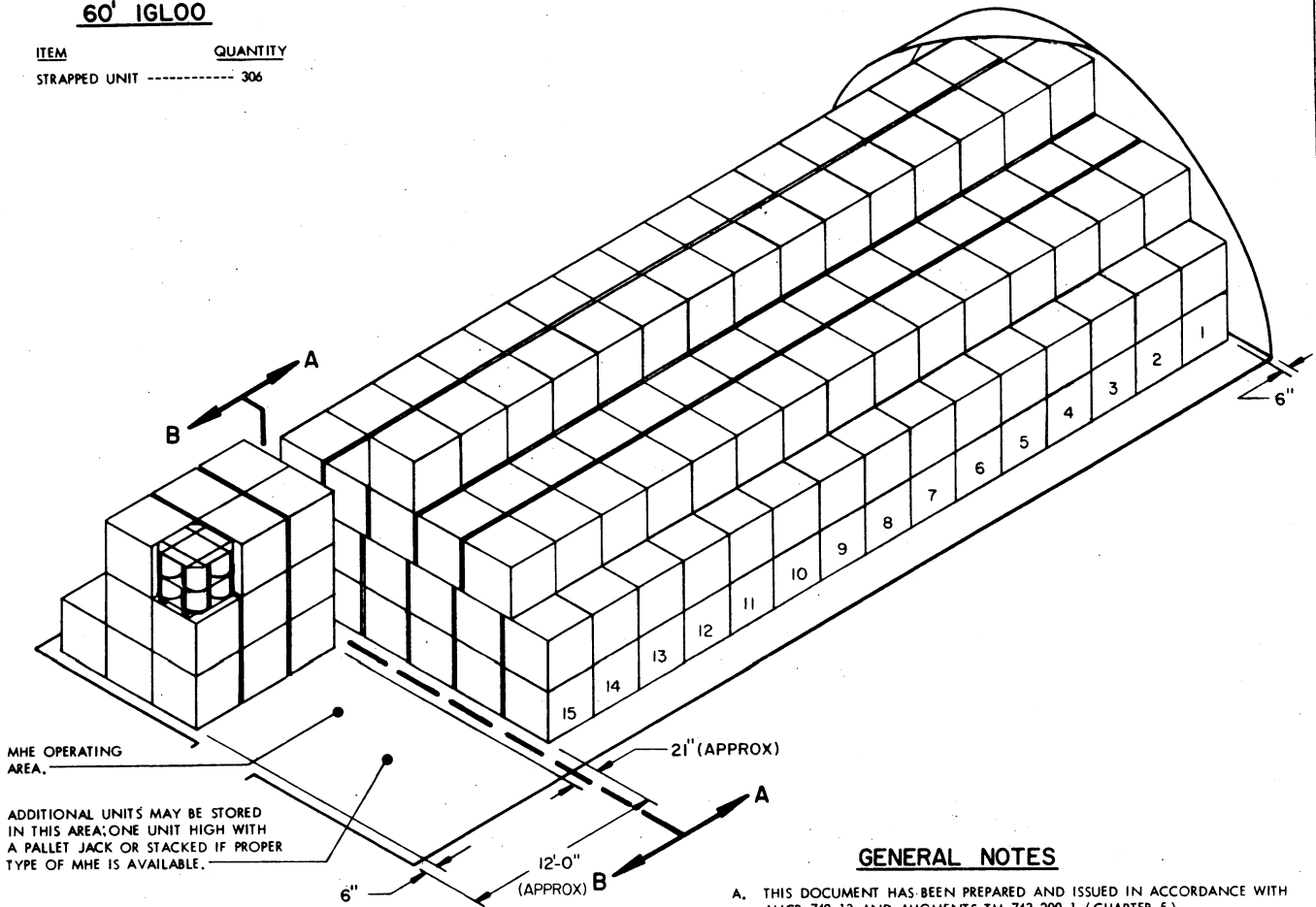
DO NOT SCALE

DESIGNED BY <i>JPH/ab</i>	PROJ ENG <i>abm</i>	APPROVED <i>PTS</i>	DRAWN BY <i>W.B. Harding, Col.</i>	
CHECKED BY <i>ab</i>	REV. ENG. CTR. <i>B</i>		EXAMINED AND APPROVED <i>Ralph Pally</i>	
REVISIONS			AMMUNITION PROCUREMENT & SUPPLY AGENCY U. S. ARMY MATERIEL COMMAND	
			APPROVED BY ORDER OF COMMANDING GENERAL U. S. ARMY MATERIEL COMMAND <i>Parkinson</i>	
			U. S. ARMY MATERIEL COMMAND	
			FEBRUARY 1969	
			CLASS	DIVISION
			19	48
			DRAWING	FILE
			4075	I-14 PF 1000



STORAGE AS SHOWN
60' IGLOO

ITEM	QUANTITY
STRAPPED UNIT -----	306



MHE OPERATING AREA.

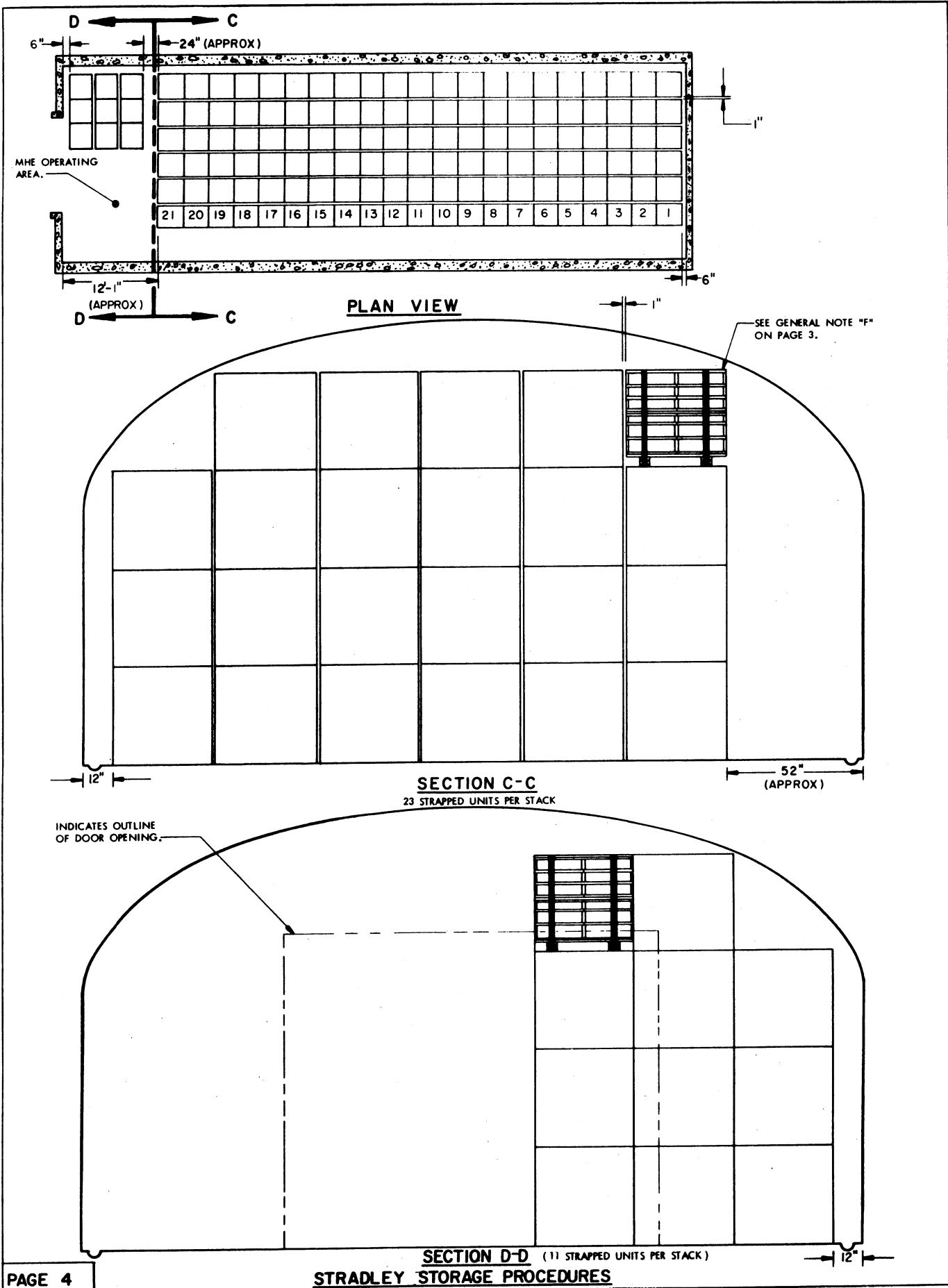
ADDITIONAL UNITS MAY BE STORED IN THIS AREA; ONE UNIT HIGH WITH A PALLET JACK OR STACKED IF PROPER TYPE OF MHE IS AVAILABLE.

ISOMETRIC VIEW

60' IGLOO MAGAZINE

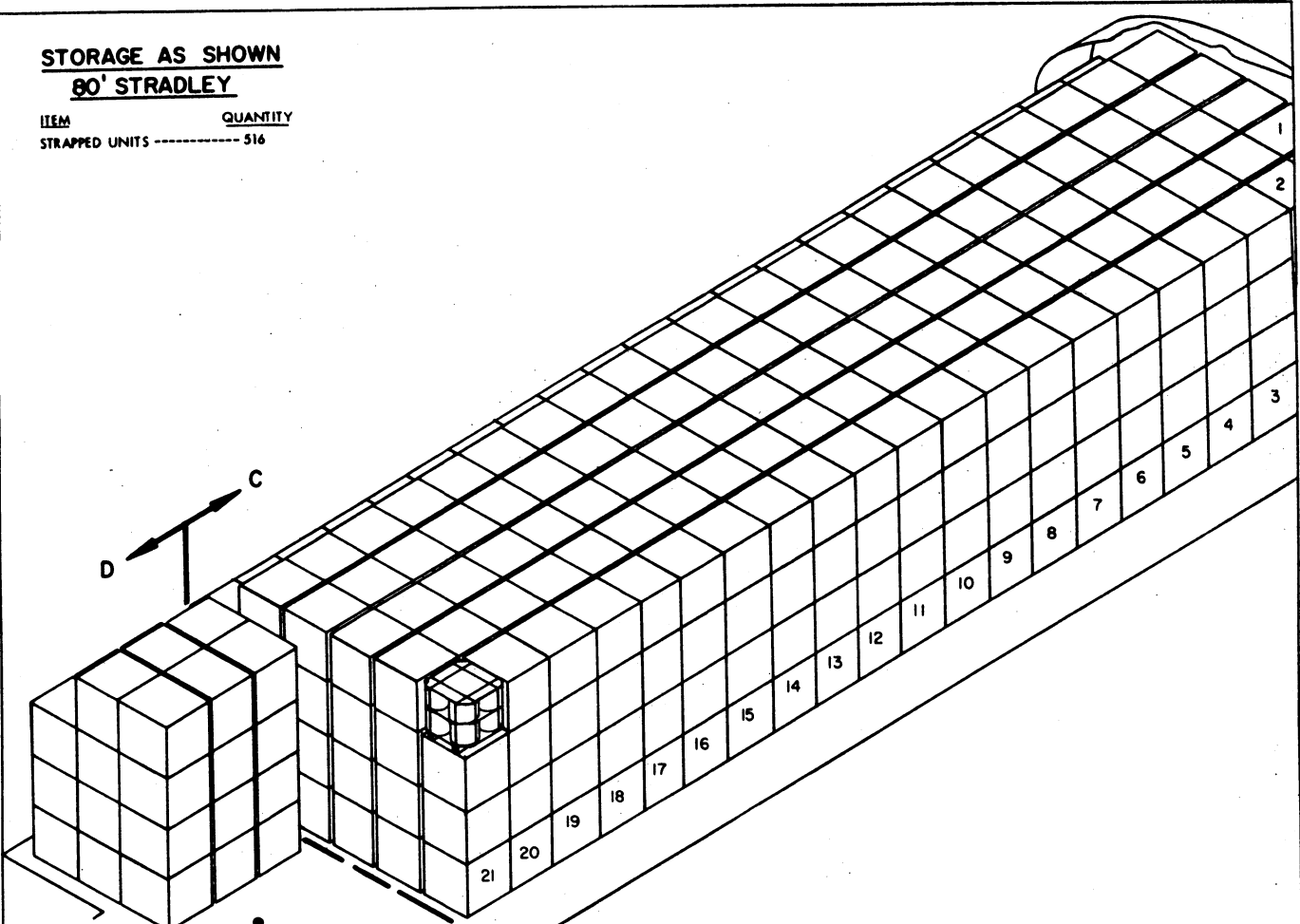
GENERAL NOTES

- A. THIS DOCUMENT HAS BEEN PREPARED AND ISSUED IN ACCORDANCE WITH AMCR 740-13 AND AUGMENTS TM 743-200-1 (CHAPTER 5).
- B. FOR DETAIL OF DRUM SEE DRAWING NO. 76-16-492 AND 76-16-493.
DRUM DIMENSIONS ----- 19-9/16" DIA BY 15-3/4" HIGH.
GROSS WEIGHT ----- 58 LBS (APPROX).
- C. FOR DETAIL OF STRAPPED UNIT SEE PAGE 10 OF THIS DRAWING.
UNIT DIMENSIONS ----- 38-1/2" LONG X 38-1/2" WIDE X 37-1/2" HIGH.
GROSS WEIGHT ----- 535 LBS.
CUBE ----- 32.17 CUBIC FEET.
- D. AISLE DIMENSIONS SHOWN HEREIN MAY BE ADJUSTED TO SUIT LOCAL CONDITIONS AND/OR AVAILABLE MATERIAL HANDLING EQUIPMENT (MHE).
- E. IF THE AVAILABLE MHE PERMITS, ADDITIONAL UNITS MAY BE STORED WITHIN THE FRONTAL AREA OF A MAGAZINE.
- F. STORED UNITS MUST NOT CONTACT THE WALL OF A MAGAZINE. TO PROVIDE FOR THIS MANDATORY CLEARANCE REQUIREMENT, UNITS MAY BE ELIMINATED FROM THE DEPICTED STACKING PATTERN AS NECESSARY.
- G. IF THE AVAILABLE MHE PERMITS, ADDITIONAL UNITS MAY BE STORED WITHIN THE FRONTAL AREA OF A MAGAZINE.
- H. VIEWS DEPICTED ON PAGES 2 THRU 5 DEPICT STORAGE OF ONE LOT PER MAGAZINE; WHILE THE VIEWS ON PAGES 6 THRU 9 DEPICT PROCEDURES FOR STORAGE OF MULTIPLE LOTS, SEE VIEWS AND SPECIAL NOTES ON PAGES 6 THRU 9.



STORAGE AS SHOWN
80' STRADLEY

ITEM QUANTITY
 STRAPPED UNITS ----- 516



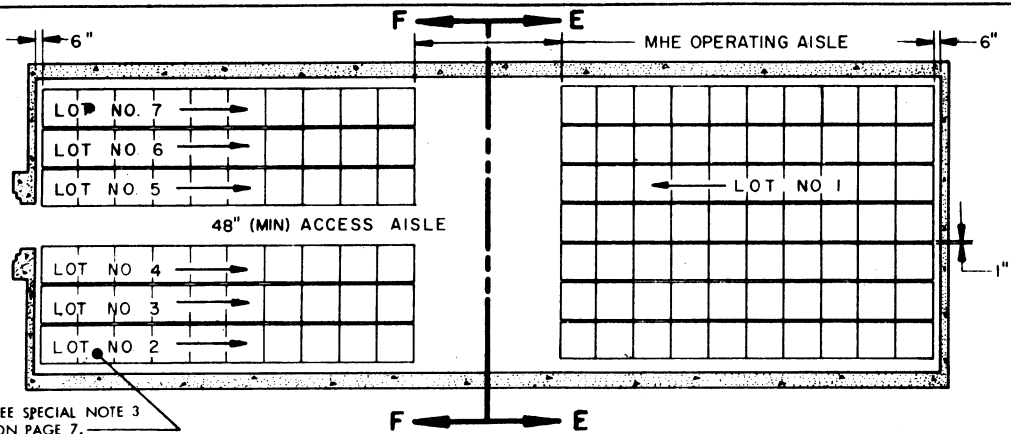
MHE OPERATING AREA

ADDITIONAL UNITS MAY BE STORED IN THIS AREA ONE UNIT HIGH WITH A PALLET JACK OR STACKED IF PROPER TYPE OF MHE IS AVAILABLE.

ISOMETRIC VIEW

80' STRADLEY MAGAZINE

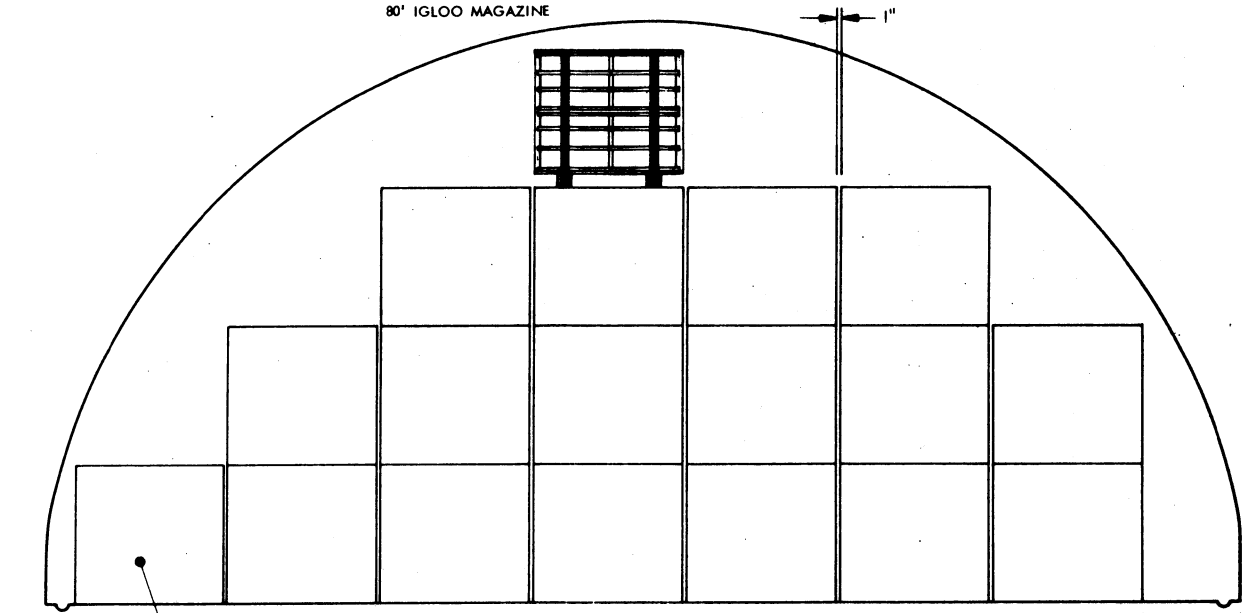
**FOR "GENERAL NOTES",
 SEE PAGE 3**



SEE SPECIAL NOTE 3 ON PAGE 7.

PLAN VIEW

80' IGLOO MAGAZINE

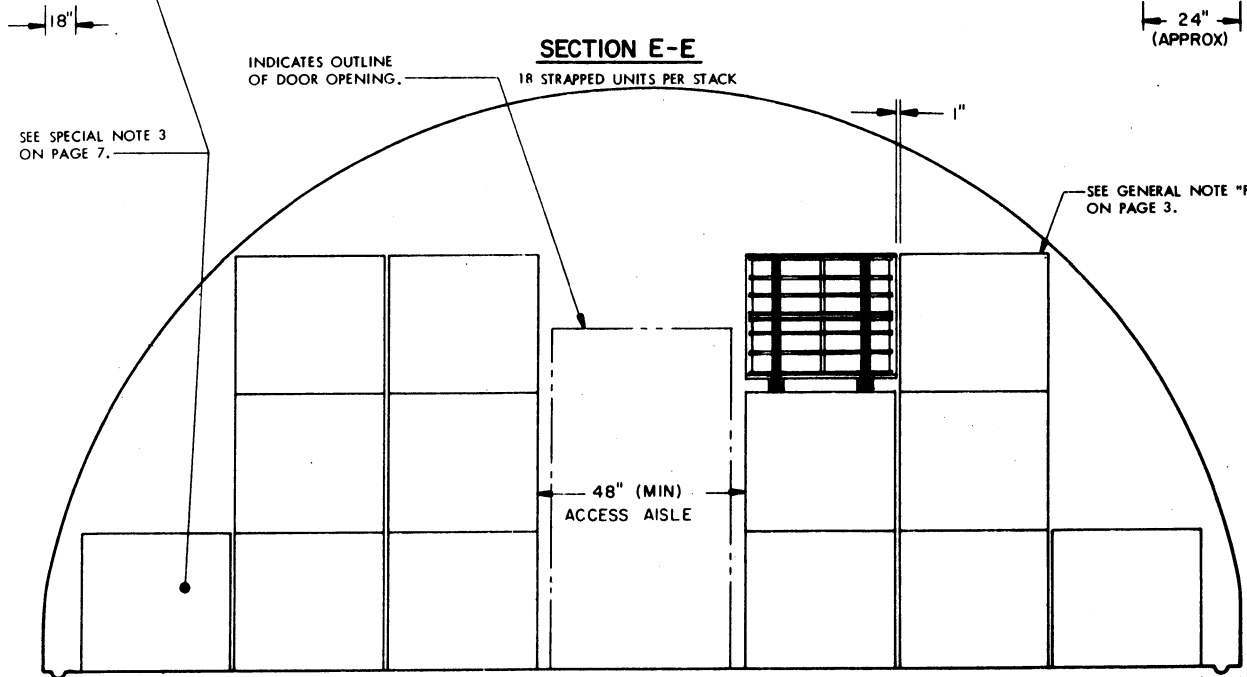


SECTION E-E

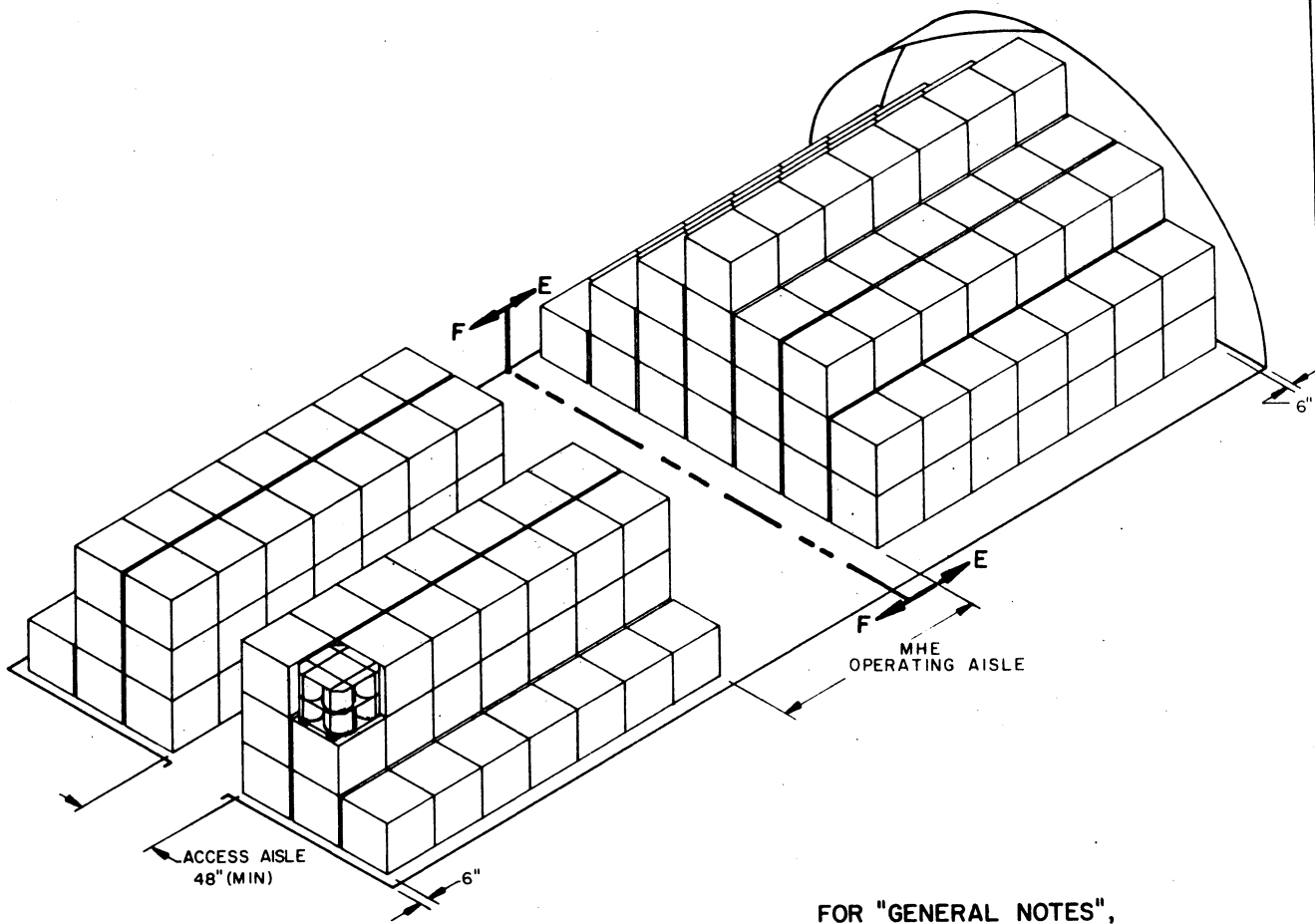
INDICATES OUTLINE OF DOOR OPENING.
18 STRAPPED UNITS PER STACK

SEE SPECIAL NOTE 3 ON PAGE 7.

SEE GENERAL NOTE "F" ON PAGE 3.



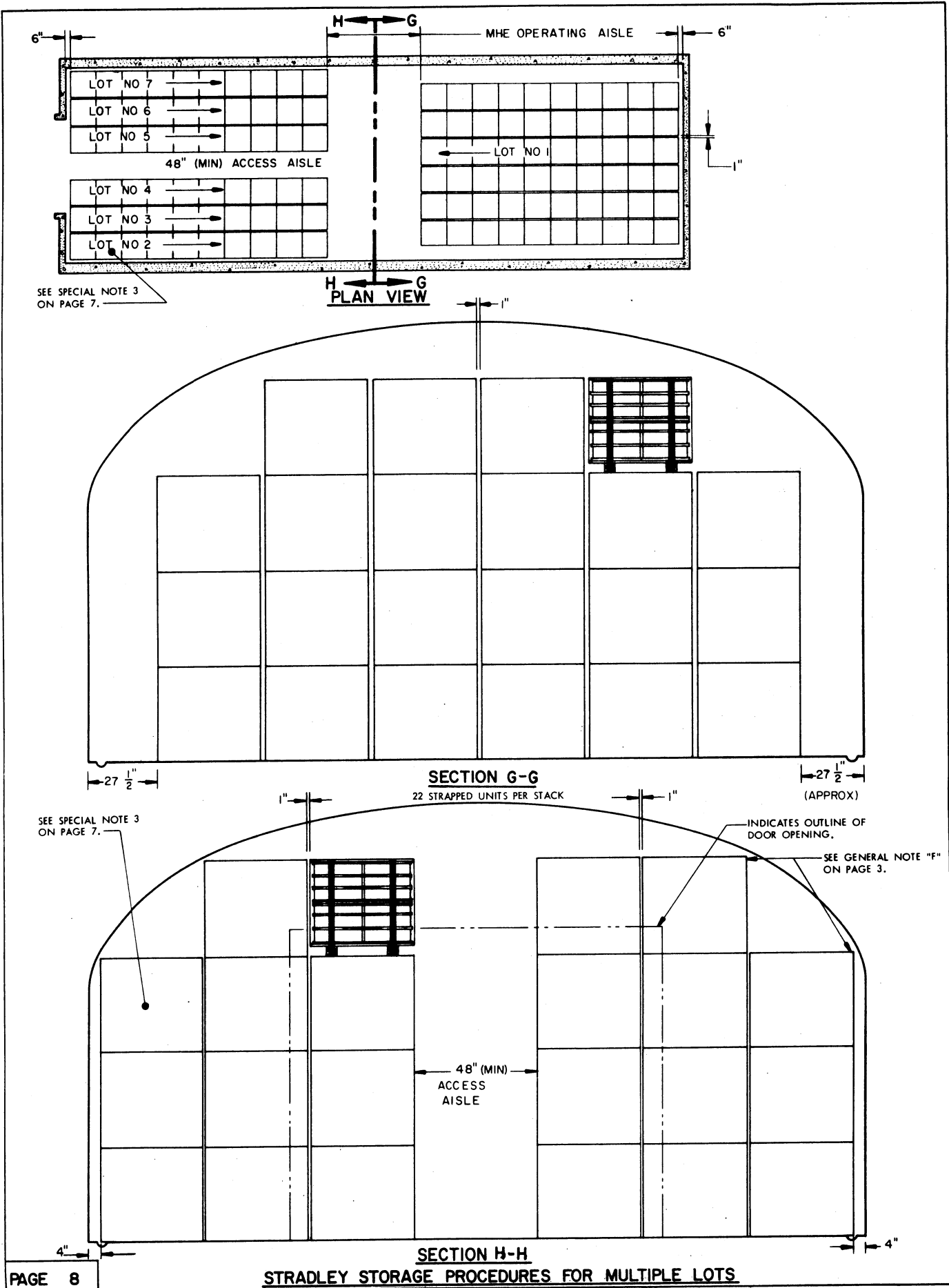
SECTION F-F

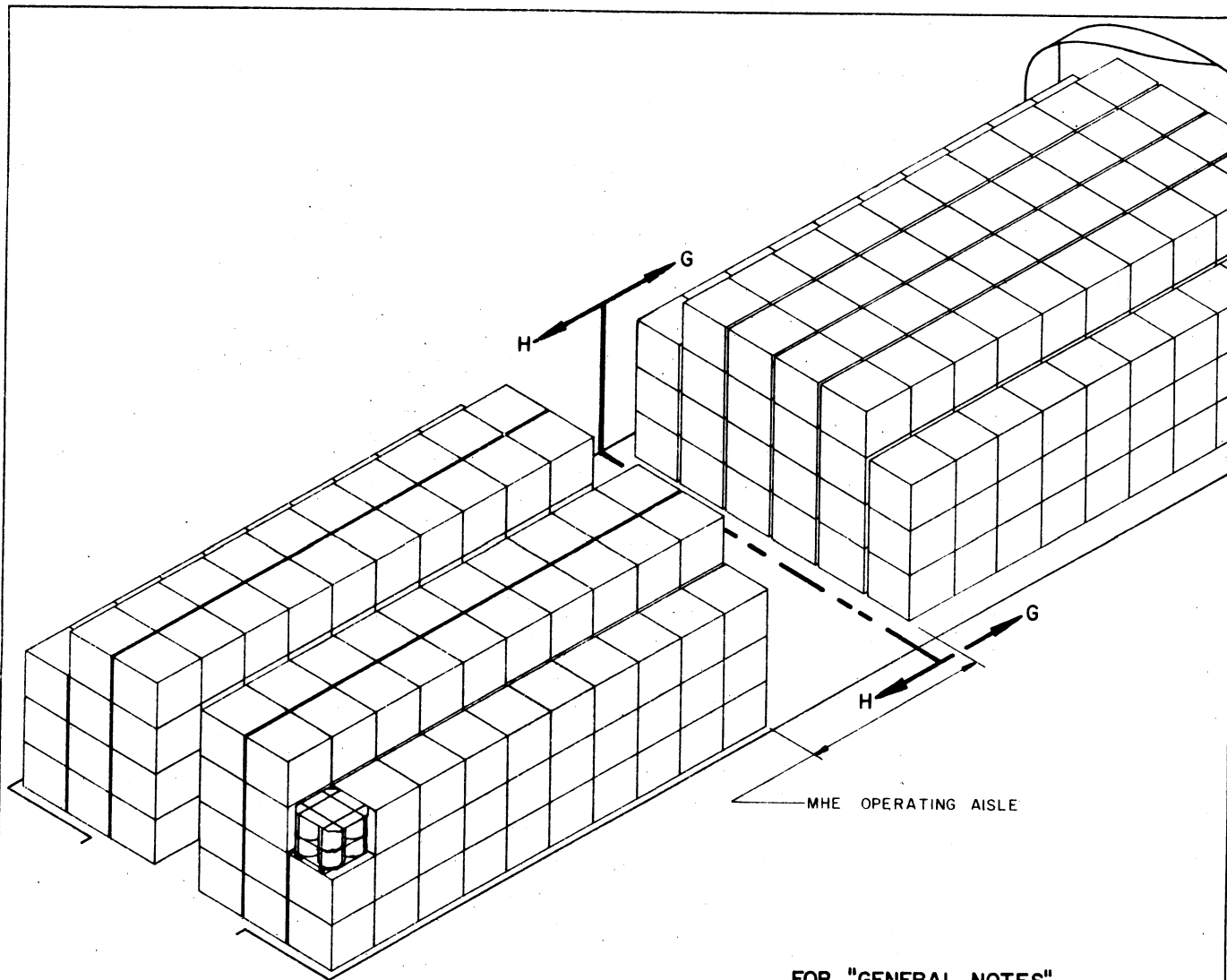


FOR "GENERAL NOTES",
SEE PAGE 3

SPECIAL NOTES:

1. STORAGE VIEWS ON PAGES 6 THRU 9 ARE TYPICAL ONLY. ADAPTATIONS MAY BE MADE AS THE NUMBER AND SIZE OF LOTS TO BE STORED IN A MAGAZINE VARIES.
2. THE LARGEST LOT WILL BE STORED IN STACKS ACROSS THE MAGAZINE (SEE SECTION VIEW E-E ON PAGE 6 AND SECTION VIEW G-G ON PAGE 8). IF THE LOT OCCUPIES LESS THAN 1/4 (ONE-FOURTH) OF THE MAGAZINE, STORAGE IN REAR OF MAGAZINE OF MORE THAN ONE (1) LOT MAY BE ERECTED IN ROWS SIMILAR TO THAT SHOWN IN FRONTAL AREA. DELETE ACCESS AISLE REQUIREMENT AT THE REAR OF THE MAGAZINE.
3. STORAGE OF MULTIPLE LOTS IN THE FRONTAL AREA OF THE MAGAZINE WILL BE BASED UPON THE FOLLOWING:
 - A. DISTANCE FROM SIDE WALL WILL BE BASED ON THE OVERHEAD CLEARANCE REQUIRED FOR MHE.
 - B. EACH LOT MUST BE STORED A SUFFICIENT NUMBER OF UNITS WIDE TO ACCOMMODATE WIDTH OF MHE DURING OPERATIONS, EXCEPT ROWS ADJACENT TO ACCESS AISLE.
4. ARROWS WITHIN THE PLAN VIEWS INDICATE DIRECTION OF STORAGE.

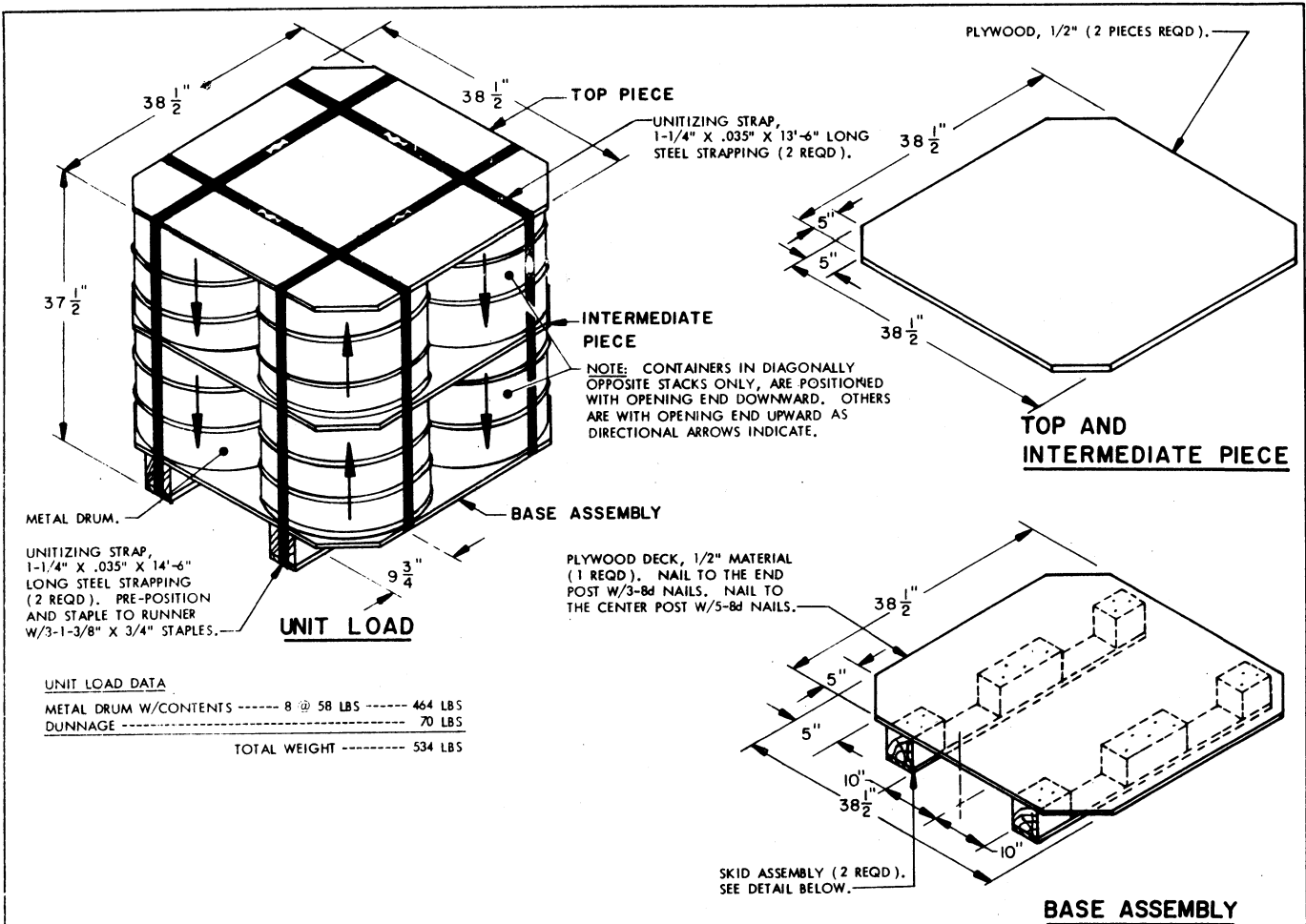




ISOMETRIC VIEW

**FOR "GENERAL NOTES",
SEE PAGE 3**

FOR SPECIAL NOTES SEE PAGE 7.

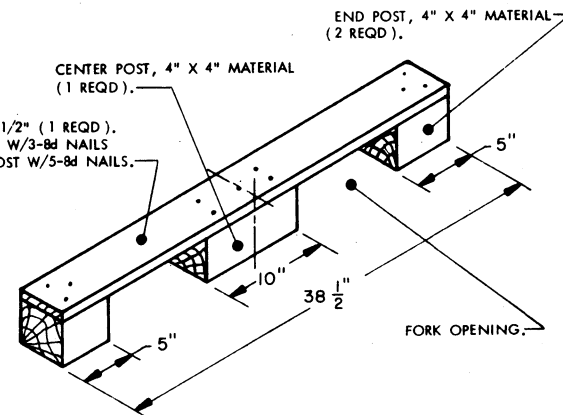


BILL OF MATERIAL/UNIT LOAD			
LUMBER	NO. REQD	LINEAR FEET	BOARD FEET
1" X 4" X 38-1/2"	2	6.42	2.14
4" X 4" X 5"	4	1.67	2.23
4" X 4" X 10"	2	1.67	2.23
PLYWOOD	NO. PCS	SQUARE FEET	
1/2" X 38-1/2" X 38-1/2"	3	31	
NAILS	NO. REQD	POUND	
8d (2-1/2")	44	1/2	
STEEL STRAPPING, 1-1/4" X .035"	56 ¹ REQD	8 LBS	
SEAL FOR 1-1/4" STRAPPING	4 REQD	NIL	
STAPLES, 1-3/8" X 3/4"	6 REQD	NIL	

MATERIAL SPECIFICATIONS

- LUMBER** ----- : SEE TM 743-200-1 DUNNAGE LUMBER, FED SPEC MM-L-751.
- PLYWOOD** ----- : GROUP B OR C, GRADE* C-C (EXTERIOR), FED SPEC NN-P-530. FSN 5530-051-1198.
- NAILS** ----- : COMMON, CEMENT COATED OR CHEMICALLY ETCHED, FED SPEC FF-N-105. ALT: ANNULAR-RING TYPE NAIL OF THE SAME SIZE.
- STRAPPING, STEEL**: TYPE I OR IV, CLASS A OR B, FED SPEC QQ-5-781.
- STRAP SEAL, STAPLE** ----- : COMMERCIAL GRADE.

*IF SPECIFIED GRADE IS NOT AVAILABLE, A BETTER EXTERIOR GRADE MAY BE SUBSTITUTED.



DETAIL - SKID ASSEMBLY

(2 REQD PER BASE ASSEMBLY)
 SKID ASSEMBLY IS SHOWN IN AN INVERTED POSITION.