



GENERAL NOTES

INDEX

ITEM

PAGE(S)

A. CONTAINER DATA:

<u>ITEM</u>	<u>DIMENSIONS</u>	<u>WEIGHT (APPROX)</u>
FUZE	13-3/4"L x 8-1/8"W x 9" H	30 LBS
TAIL SECTION	112"L x 14-3/8"W x 10-1/2"H	284 LBS
NOSE SECTION	96-1/2"L x 14-1/2"W x 19-7/8"H	236 LBS
* IMPACT FUZE SECTION	67-1/2"L x 14-5/8"W x 20-1/2"H	250 LBS
* CENTER LOADING SECTION	65-1/2"L x 14-3/8"W x 8-7/8"H	155 LBS
BODY SECTION	65-1/2"L x 14-3/8"W x 8-7/8"H	105 LBS

\* THESE ITEMS ARE OD CLASS 10, COMPATIBILITY GROUP G. EXPLOSIVE WEIGHT - 50 POUNDS EACH.

B. AISLE DIMENSIONS SHOWN HEREIN MAY BE ADJUSTED TO SUIT LOCAL CONDITIONS AND/OR AVAILABLE MATERIAL HANDLING EQUIPMENT.

C. STORED CONTAINERS MUST NOT CONTACT WALLS OF ISLDD. TO PROVIDE MANDATORY CLEARANCE, CONTAINERS MAY BE ELIMINATED FROM DEPICTED STACK PATTERNS, AS REQUIRED.

D. CAUTION: A SINGLE STACK OF CENTER LOADING OR BODY SECTIONS MUST NOT BE STACKED MORE THAN FOUR (4) CONTAINERS HIGH WITHOUT BEING TIED INTO AN ADJACENT STACK WITH INTERMEDIATE DUNNAGE.

E. CAUTION: A SINGLE STACK OF FUZES MUST NOT BE STACKED MORE THAN FOUR (4) CONTAINERS HIGH WITHOUT BEING TIED INTO TWO (2) ADJACENT STACKS WITH INTERMEDIATE DUNNAGE.

F. LOTS WILL NOT BE MIXED WITHIN STACKS. THREE INCH (3") SEPARATION WILL BE ALLOWED BETWEEN LOTS.

GENERAL NOTES AND MATERIAL SPECIFICATIONS	2
DETAILS	3
CENTER LOADING SECTION (LOOSE)	4 & 5
CENTER LOADING SECTION (PALLETIZED)	5 & 7
IMPACT FUZE SECTION	8 & 9
FUZE	10 & 11
DEMOLITION KIT W/O FUZE (LOOSE)	12 & 13
DEMOLITION KIT W/O FUZE (CENTER LOADING & BODY SECTIONS PALLETIZED)	14 & 15
EXPLOSIVE COMPONENTS (LOOSE)	16 & 17
EXPLOSIVE COMPONENTS (CENTER LOADING SECTION PALLETIZED)	18 & 19
NON-EXPLOSIVE COMPONENTS (LOOSE) W/FUZE	20 & 21
NON-EXPLOSIVE COMPONENTS (BODY SECTION PALLETIZED) W/FUZE	22 & 23
TYPICAL STORAGE FOR ONE DEMOLITION KIT W/O FUZE (LOOSE)	24
TYPICAL STORAGE FOR ONE DEMOLITION KIT W/O FUZE (PALLETIZED)	24

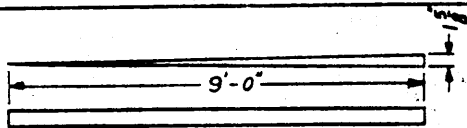
MATERIAL SPECIFICATIONS

LUMBER: DUNNAGE LUMBER, FED SPEC MM-L-781, TM-716-8800-1;

NAILS: COMMON, CEMENT COATED, FED SPEC FF-N-105. ALT: ANNULAR-RING TYPE NAIL OF SAME SIZE.

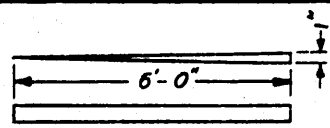
STRAPPING, STEEL: TYPE I, CLASS "A" OR "C", FED SPEC QQ-8-781.

ANTI-CHAFING MATERIAL: NEUTRAL BARRIER MATERIAL MIL-B-121 OR EQUAL.



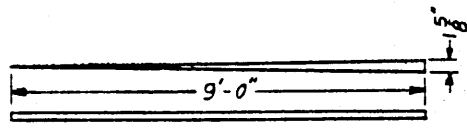
**DETAIL "A"**

2" x 4" MATERIAL



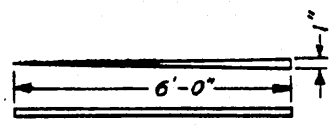
**DETAIL "B"**

2" x 4" MATERIAL



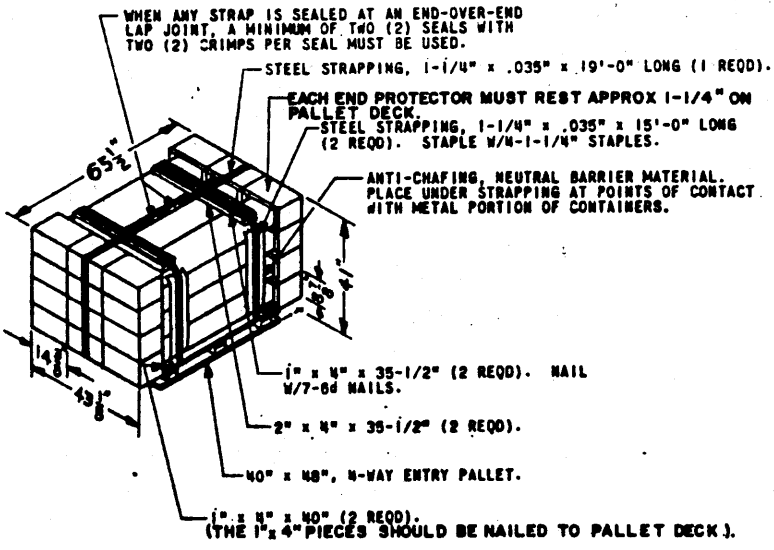
**DETAIL "C"**

2" x 2" MATERIAL



**DETAIL "D"**

2" x 2" MATERIAL



**PALLET**

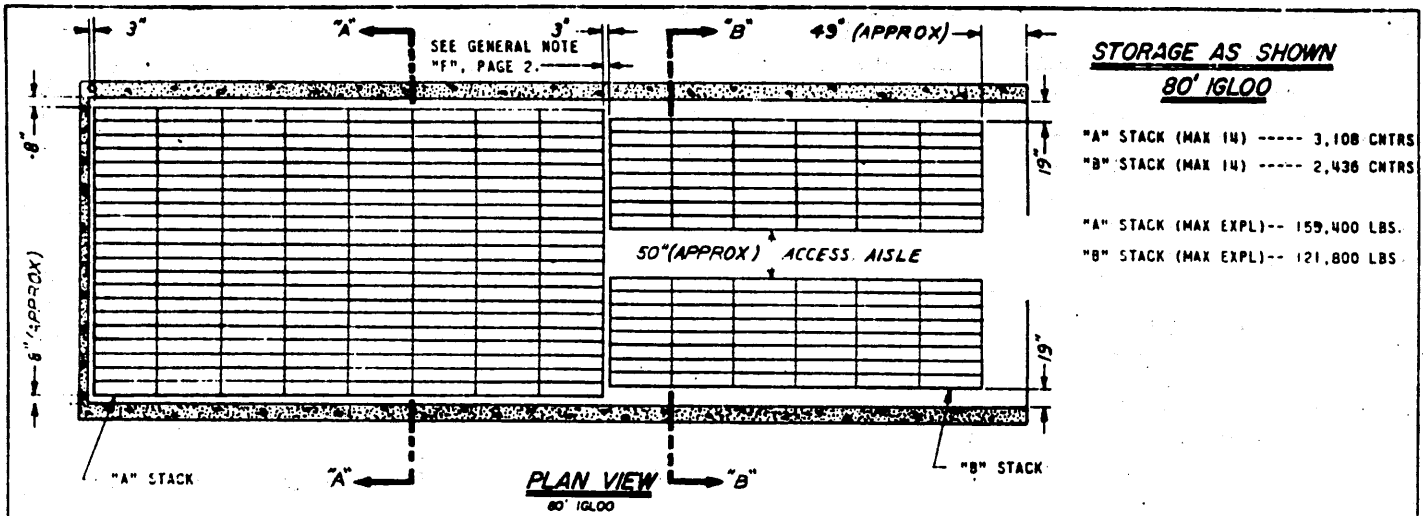
(AS REQD)

**BILL OF MATERIAL (PER PALLET)**

LUMBER	LINEAL FEET	BOARD FEET
1" x 4"	12-2/3	4-2/9
2" x 4"	6	4
NAILS	NO. REQD	POUNDS
6d (2")	14	-

STRAPPING, STEEL, 1-1/4" x .035" --- 48' REQD --- 7 LBS  
 STAPLES FOR 1-1/4" STRAPPING ----- 8 REQD  
 ANTI-CHAFING MATERIAL ----- AS REQD

**DETAILS**

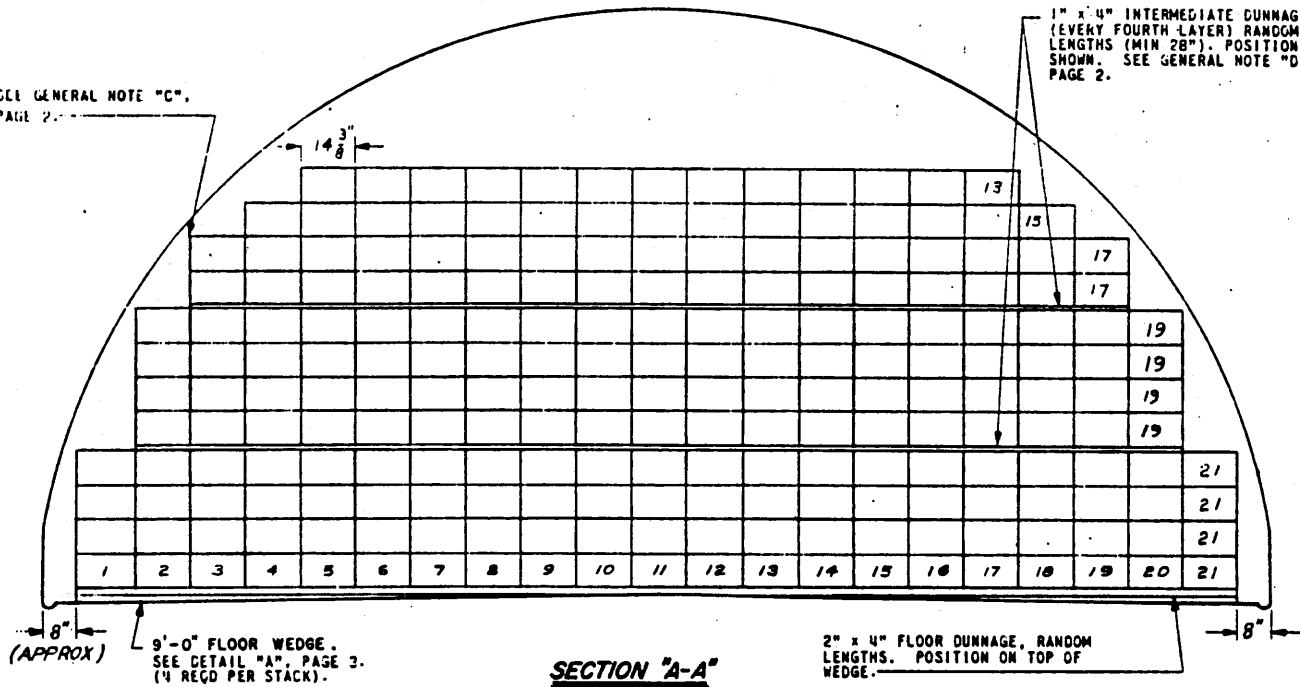


**STORAGE AS SHOWN**  
**80' IGLOO**

- "A" STACK (MAX 14) ----- 3,108 CNTRS
- "B" STACK (MAX 14) ----- 2,436 CNTRS
- "A" STACK (MAX EXPL)-- 159,400 LBS.
- "B" STACK (MAX EXPL)-- 121,800 LBS.

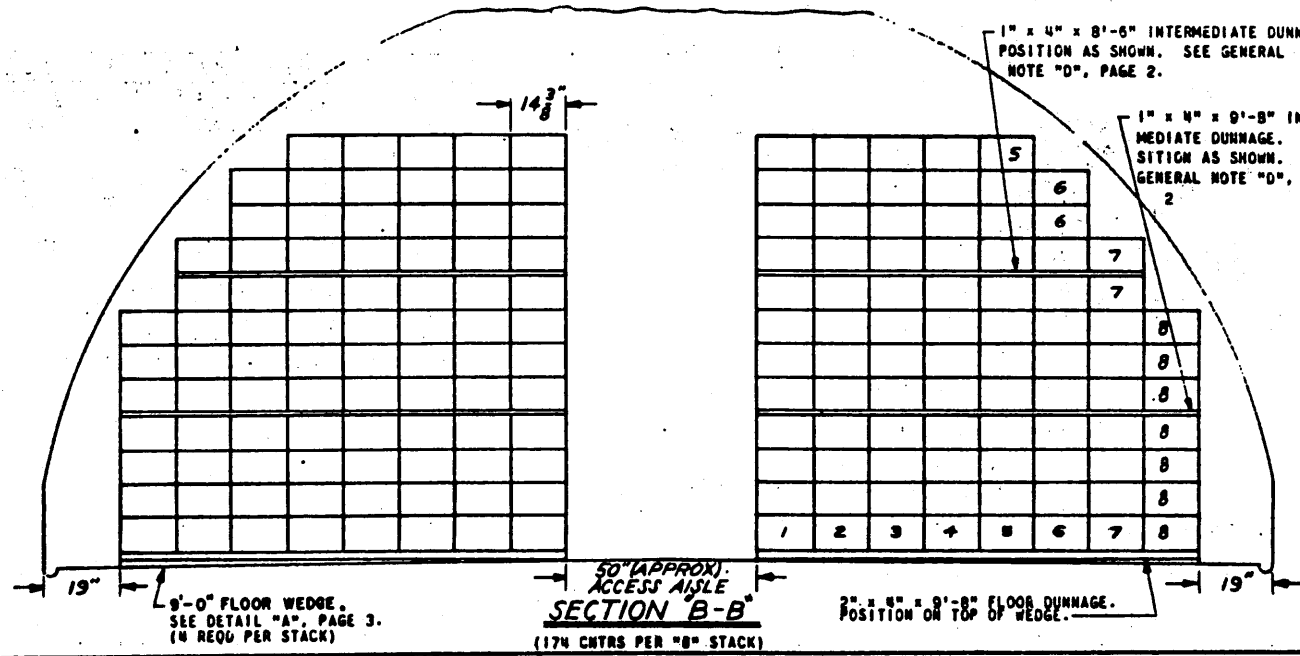
SEE GENERAL NOTE "C",  
PAGE 2.

1" x 4" INTERMEDIATE DUNNAGE  
(EVERY FOURTH LAYER)  
RANDOM LENGTHS (MIN 28").  
POSITION AS SHOWN.  
SEE GENERAL NOTE "D",  
PAGE 2.



1" x 4" x 8'-6" INTERMEDIATE DUNNAGE.  
POSITION AS SHOWN. SEE GENERAL  
NOTE "D", PAGE 2.

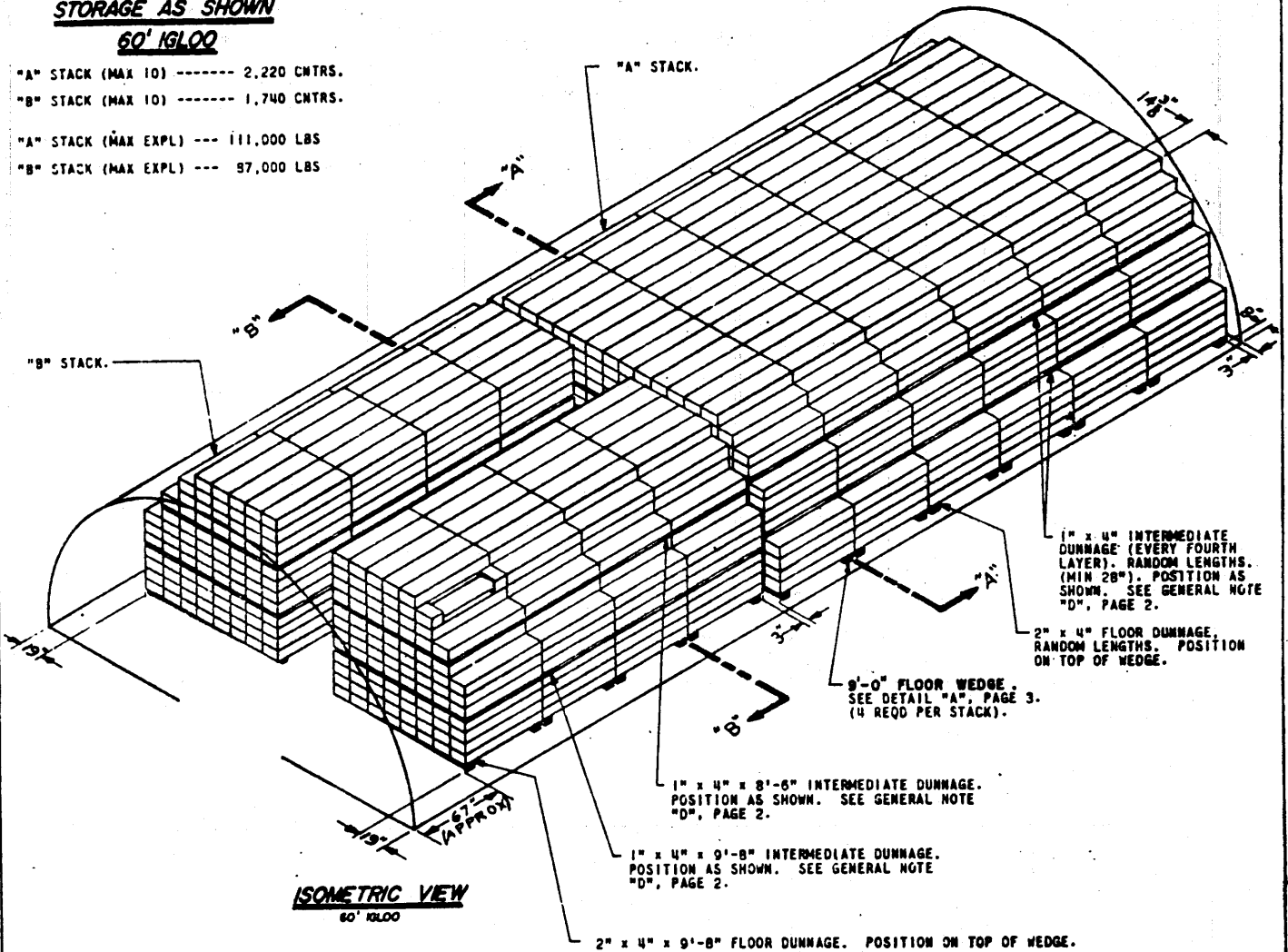
1" x 4" x 9'-8" INTERMEDIATE DUNNAGE.  
POSITION AS SHOWN. SEE GENERAL  
NOTE "D", PAGE 2.



**STORAGE AS SHOWN**

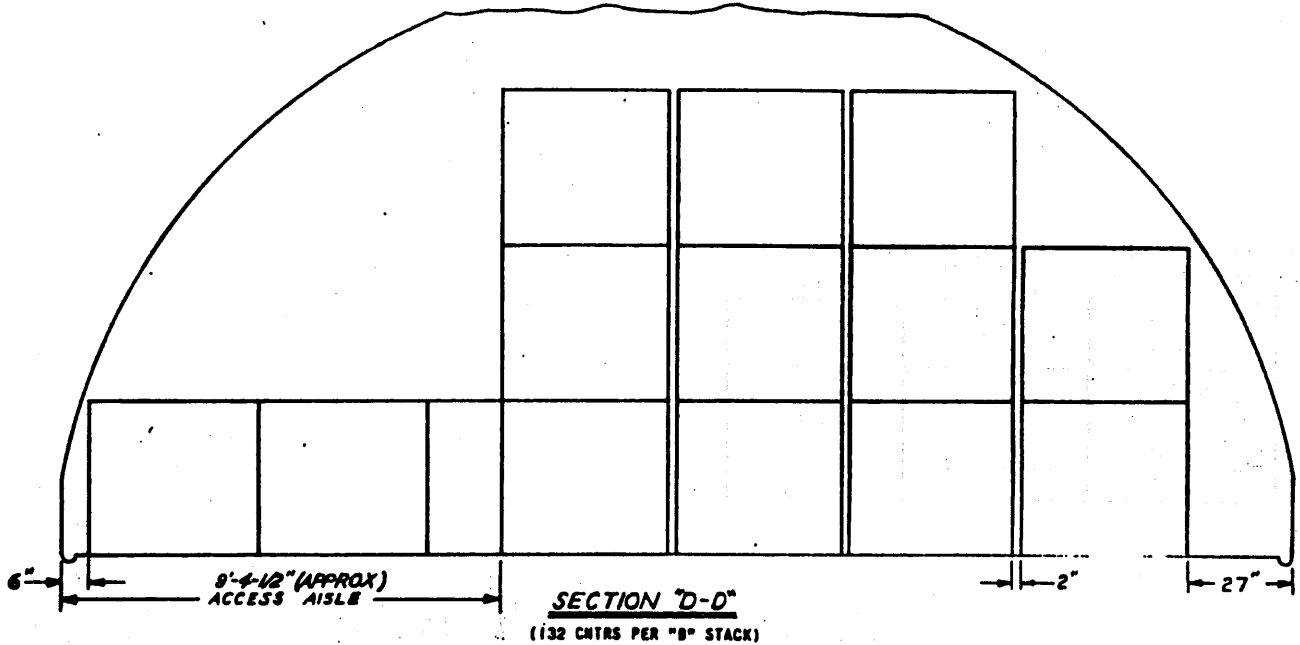
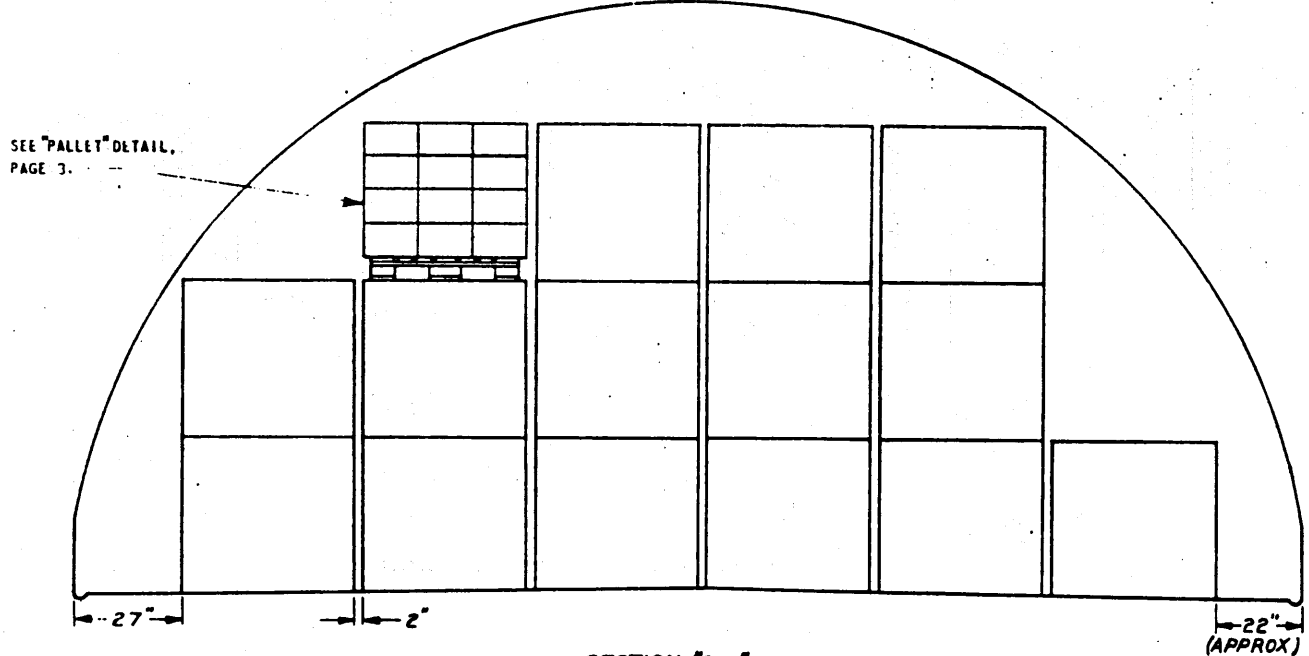
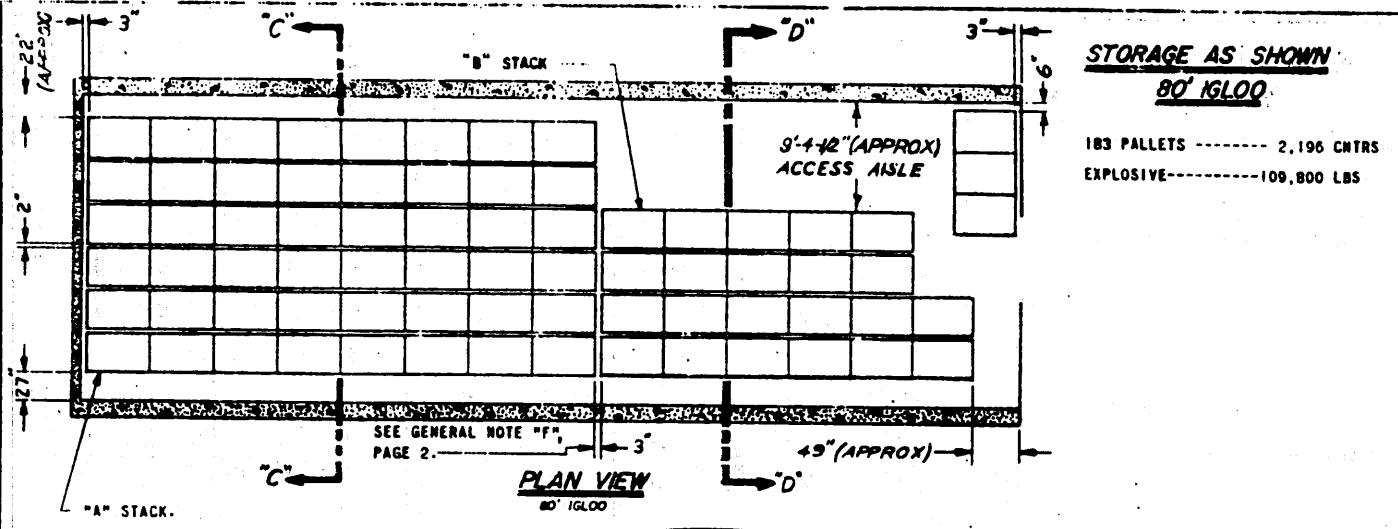
**60' IGL00**

- "A" STACK (MAX 10) ----- 2,220 CNTRS.
- "B" STACK (MAX 10) ----- 1,740 CNTRS.
- "A" STACK (MAX EXPL) --- 111,000 LBS
- "B" STACK (MAX EXPL) --- 97,000 LBS



<b>BILL OF MATERIAL PER STACK</b>			
STACK	LUMBER	LINEAL FEET	BOARD FEET
"A"	1" x 4"	86-1/4	28-3/4
	2" x 4"	50-1/3	33-3/4
	WEDGES	4 REQD	
"B"	1" x 4"	72-2/3	24-1/4
	2" x 4"	38-2/3	26-1/4
	WEDGES	4 REQD	

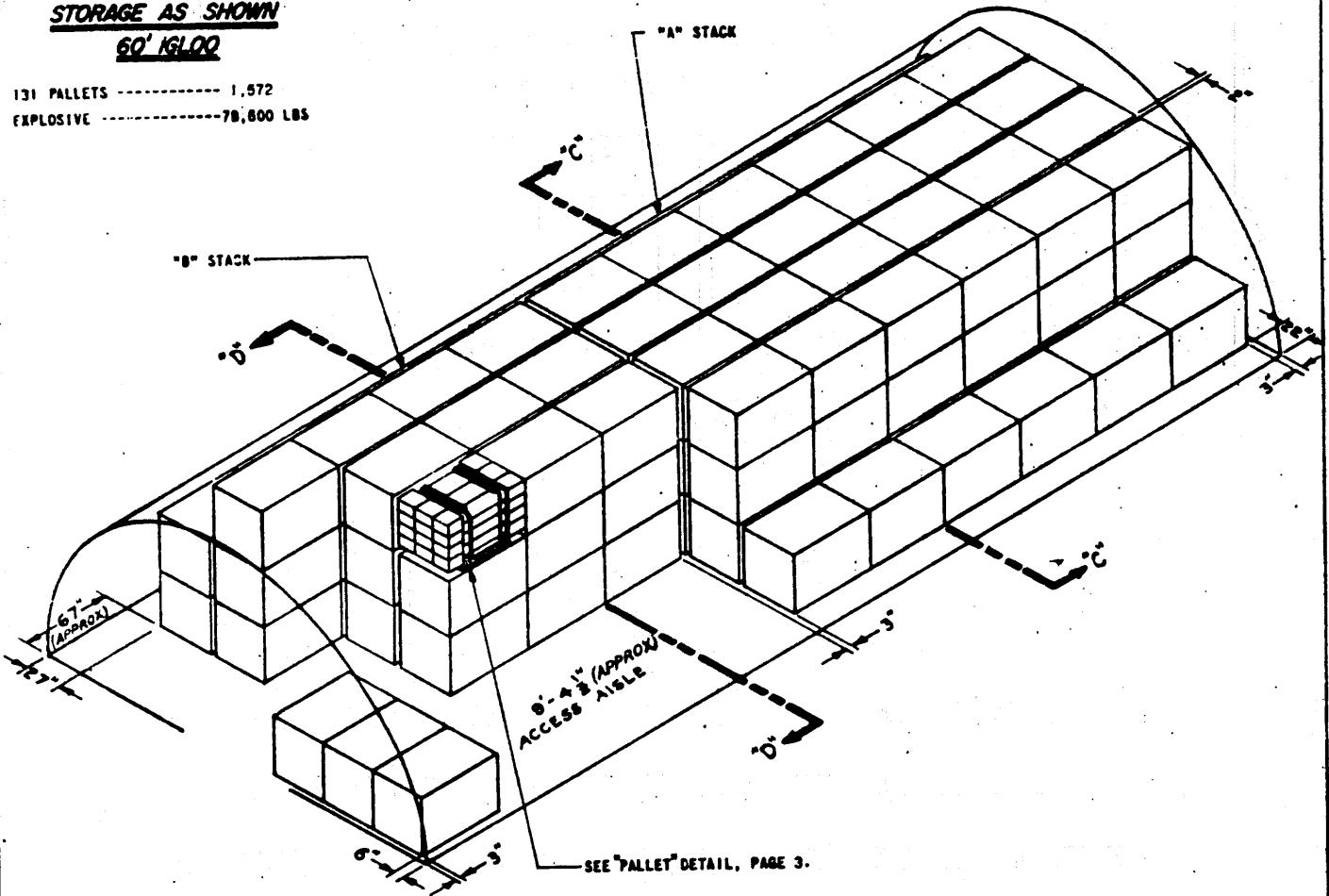
**CENTER LOADING SECTION (LOOSE)**



**STORAGE AS SHOWN**

**60' ISLOO**

131 PALLETS ----- 1,572  
EXPLOSIVE ----- 78,800 LBS

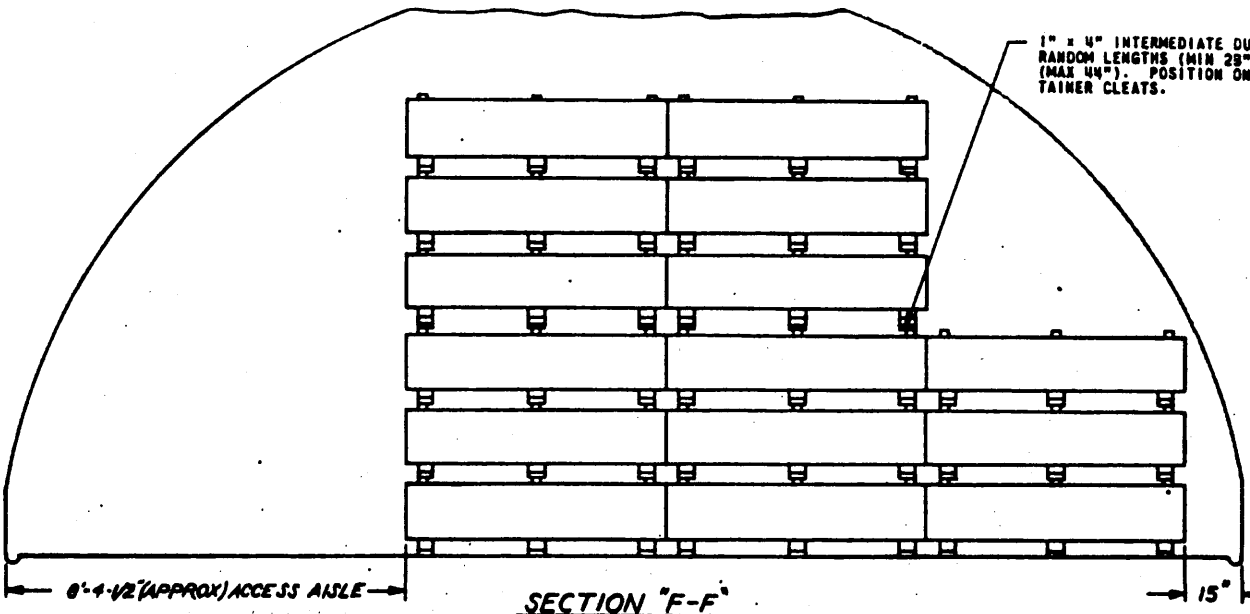
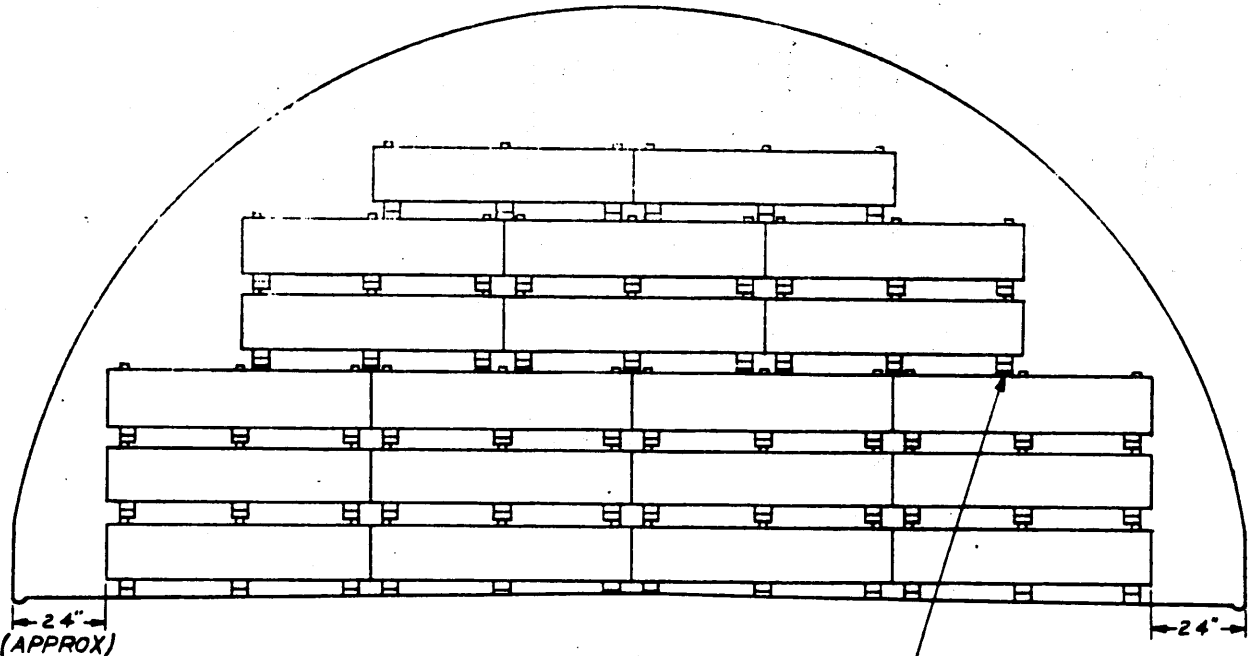
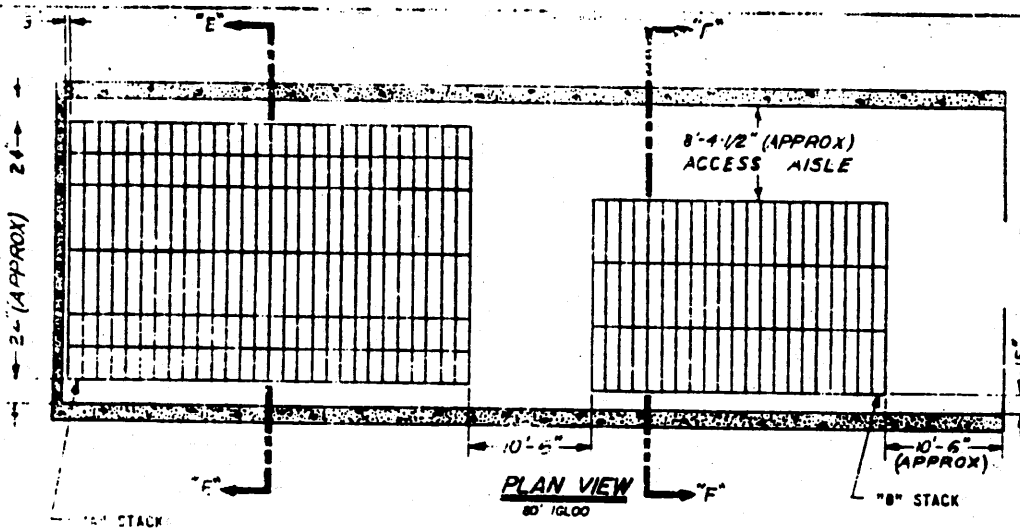


**ISOMETRIC VIEW**  
60' ISLOO

**CENTER LOADING SECTION (PALLETIZED)**

**STORAGE AS SHOWN**  
**80' IGLOO**

- "A" STACKS (MAX 57)----- 1,140 CNTRS
- "B" STACKS (MAX 57)----- 855 CNTRS
- "A" STACKS (MAX EXPL)---57,000 LBS
- "B" STACKS (MAX EXPL)---42,750 LBS

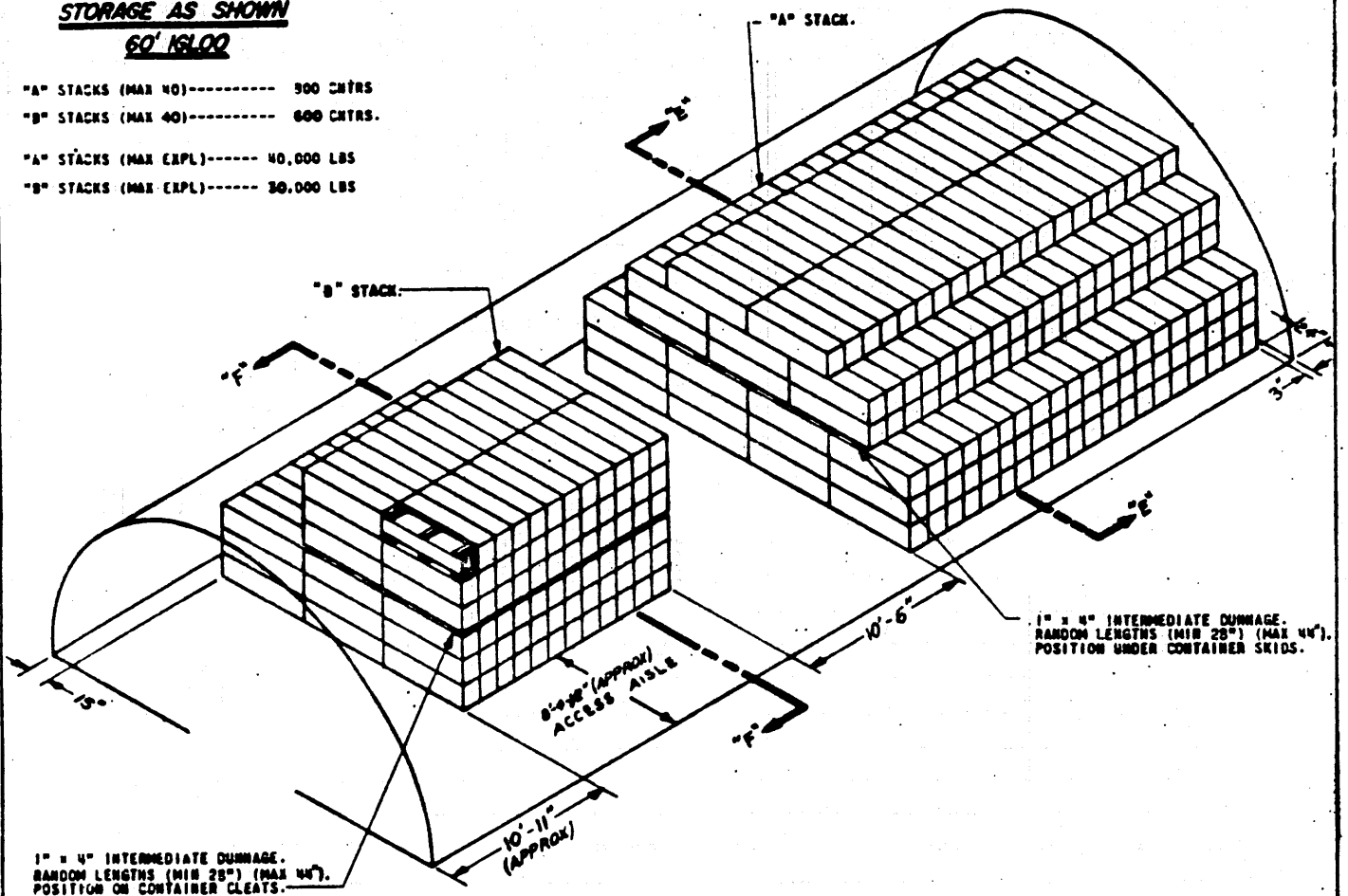




**STORAGE AS SHOWN**

**60' 16100**

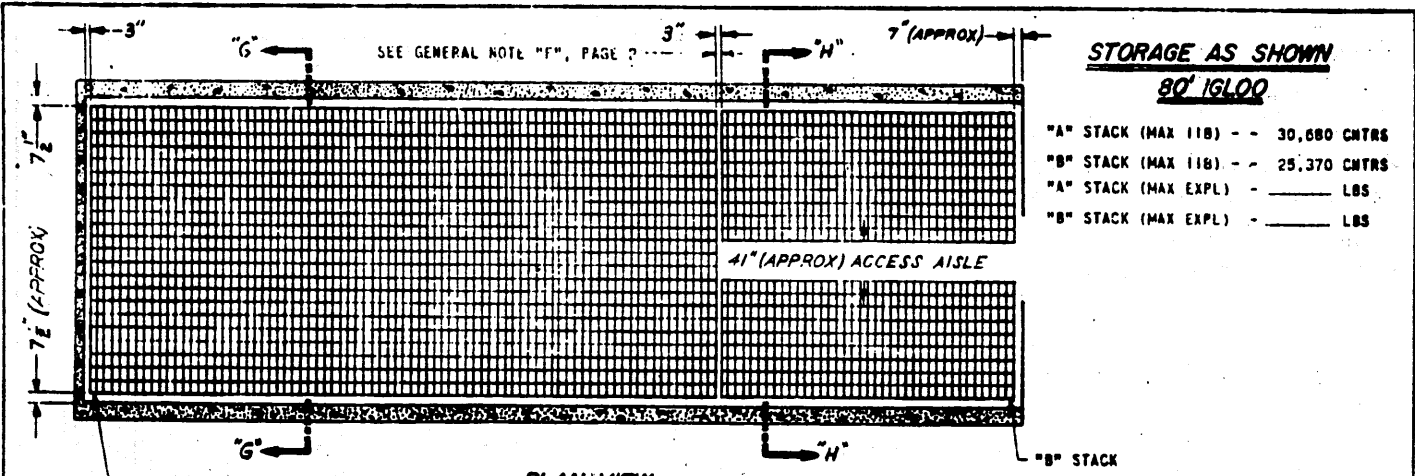
- "A" STACKS (MAX 40)----- 900 CNTRS
- "B" STACKS (MAX 40)----- 600 CNTRS.
- "A" STACKS (MAX EXPL)----- 40,000 LBS
- "B" STACKS (MAX EXPL)----- 30,000 LBS



**ISOMETRIC VIEW**  
60' 16100

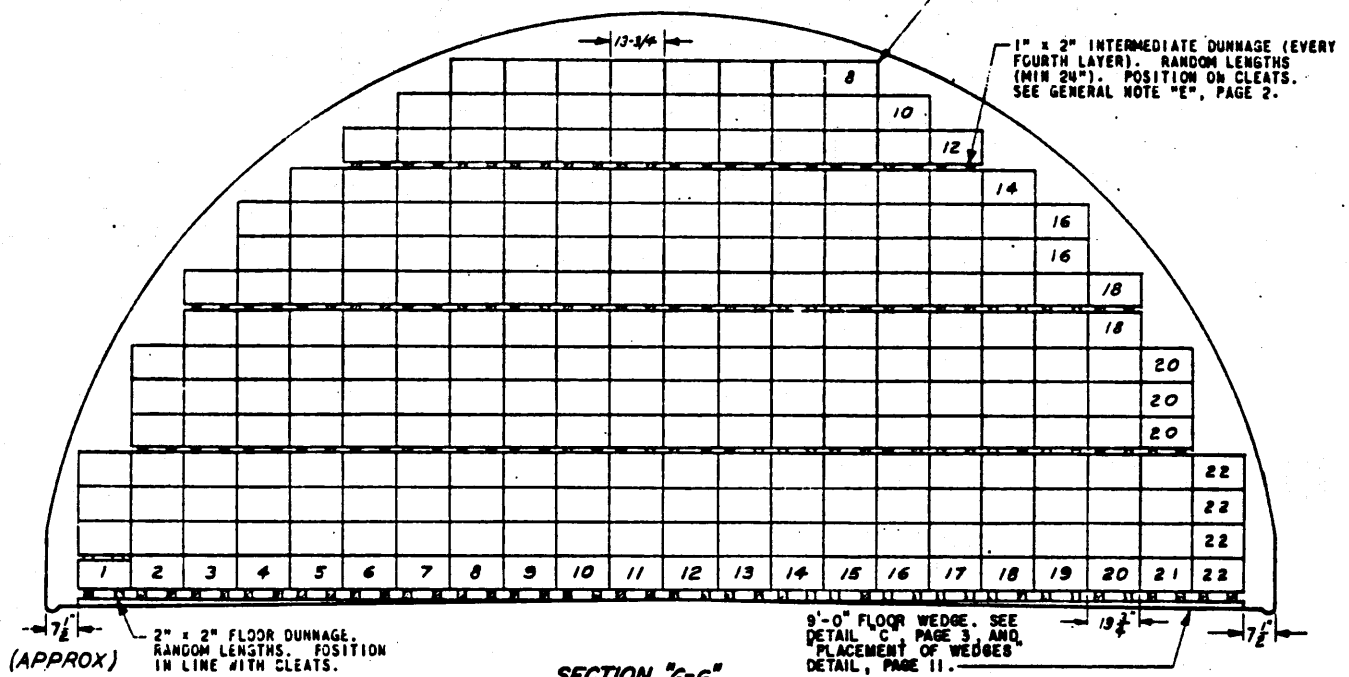
BILL OF MATERIAL PER STACK			
STACK	LUMBER	LINEAL FEET	BOARD FEET
"A"	1" x 4"	12	4
"B"	1" x 4"	7-1/8	2-1/2

**IMPACT FUZE SECTION**

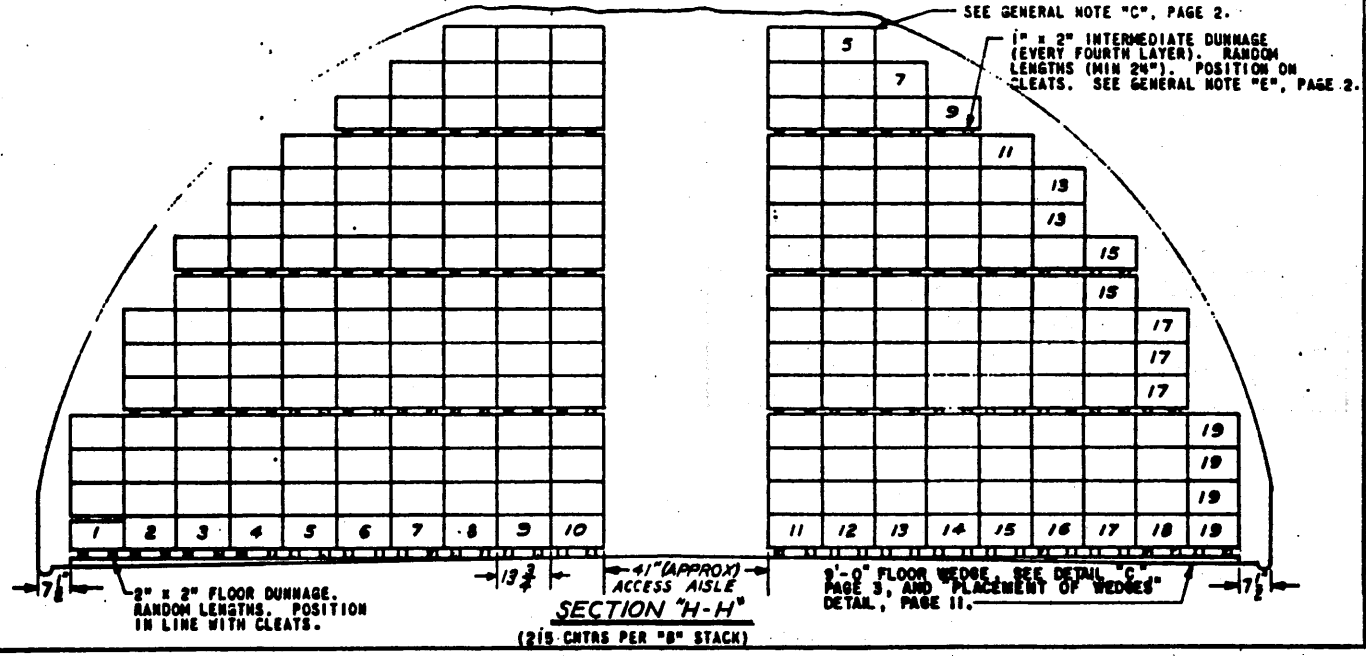


**PLAN VIEW**  
80' IGLOO

SEE GENERAL NOTE "C", PAGE 2.



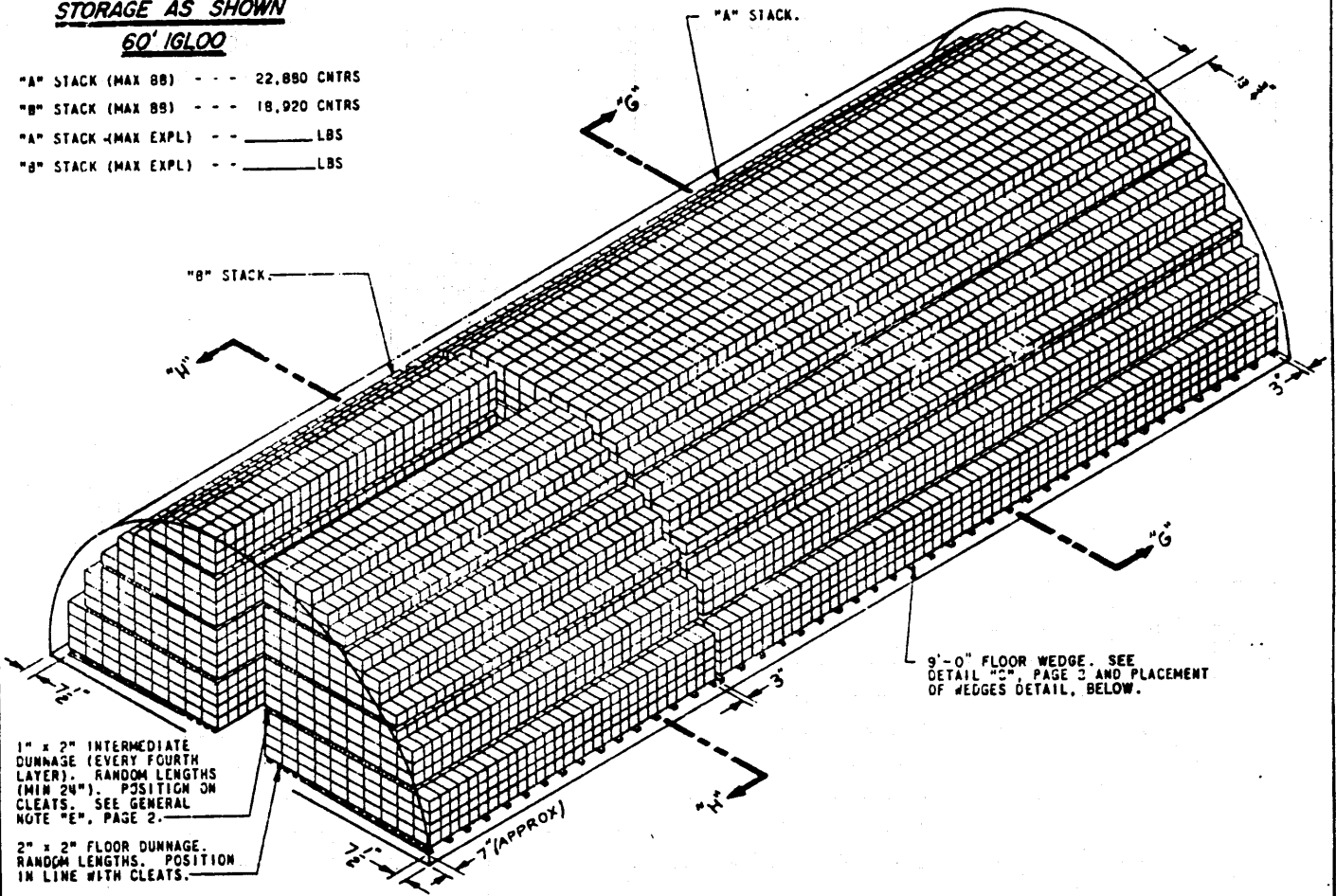
(250 CNTRS PER "A" STACK)



(215 CNTRS PER "B" STACK)

**STORAGE AS SHOWN**  
**60' IGLOO**

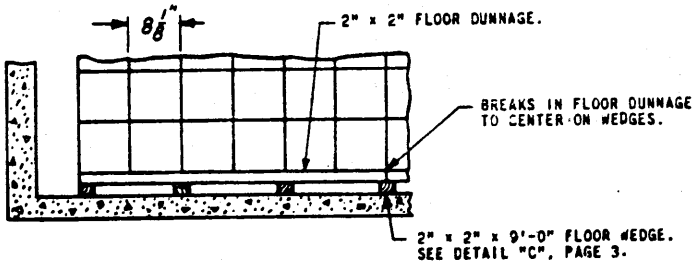
"A" STACK (MAX 88) - - - 22,880 CNTRS  
 "B" STACK (MAX 89) - - - 18,920 CNTRS  
 "A" STACK (MAX EXPL) - - - LBS  
 "B" STACK (MAX EXPL) - - - LBS



**ISOMETRIC VIEW**  
60' IGLOO

1" x 2" INTERMEDIATE DUNNAGE (EVERY FOURTH LAYER). RANDOM LENGTHS (MIN 24"). POSITION ON CLEATS. SEE GENERAL NOTE "E", PAGE 2.  
 2" x 2" FLOOR DUNNAGE. RANDOM LENGTHS. POSITION IN LINE WITH CLEATS.

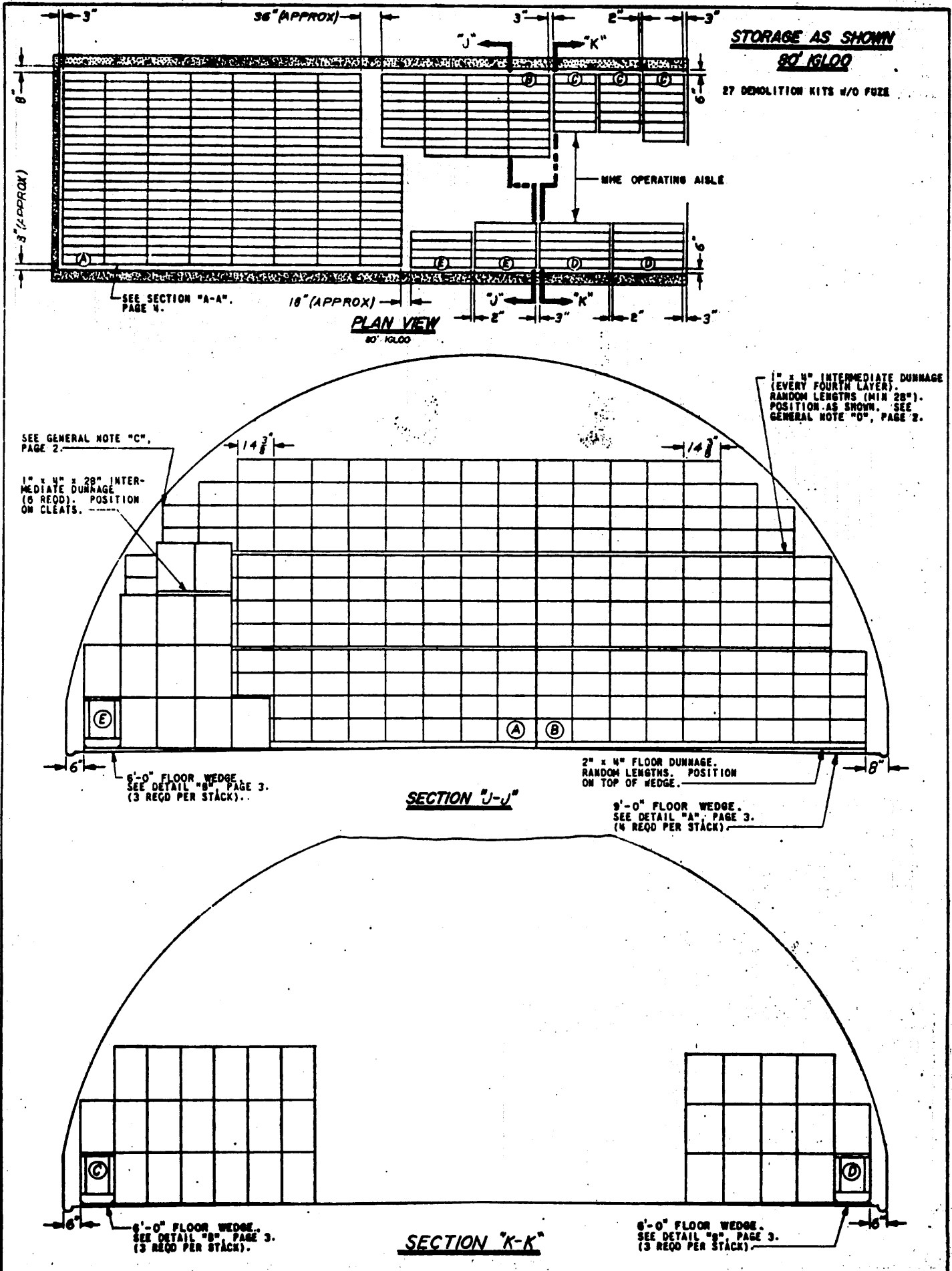
9'-0" FLOOR WEDGE. SEE DETAIL "C", PAGE 3 AND PLACEMENT OF WEDGES DETAIL, BELOW.



**PLACEMENT OF WEDGES**

WEDGES WILL BE POSITIONED UNDER ALTERNATE JOINTS

<b>BILL OF MATERIAL PER STACK</b>			
STACK	LUMBER	LINEAL FEET	BOARD FEET
"A"	1" x 2"	67-3/4	11-1/3
	2" x 2"	30	10
	WEDGES	AS REQD	
"B"	1" x 2"	55-2/3	9-1/3
	2" x 2"	25-3/4	8-2/3
	WEDGES	AS REQD	



**STORAGE AS SHOWN**  
**80' 1GLOO**

27 DEMOLITION KITS w/o FUZE

MHE OPERATING AISLE

**PLAN VIEW**  
80' 1GLOO

**SECTION "J-J"**

**SECTION "K-K"**

SEE GENERAL NOTE "C",  
PAGE 2.

1" x 4" x 28" INTER-  
MEDIATE DUNNAGE  
(6 REQ'D). POSITION  
ON CLEATS.

1" x 4" INTERMEDIATE DUNNAGE  
(EVERY FOURTH LAYER).  
RANDOM LENGTHS (MIN 28").  
POSITION AS SHOWN. SEE  
GENERAL NOTE "D", PAGE 2.

6'-0" FLOOR WEDGE.  
SEE DETAIL "8", PAGE 3.  
(3 REQ'D PER STACK).

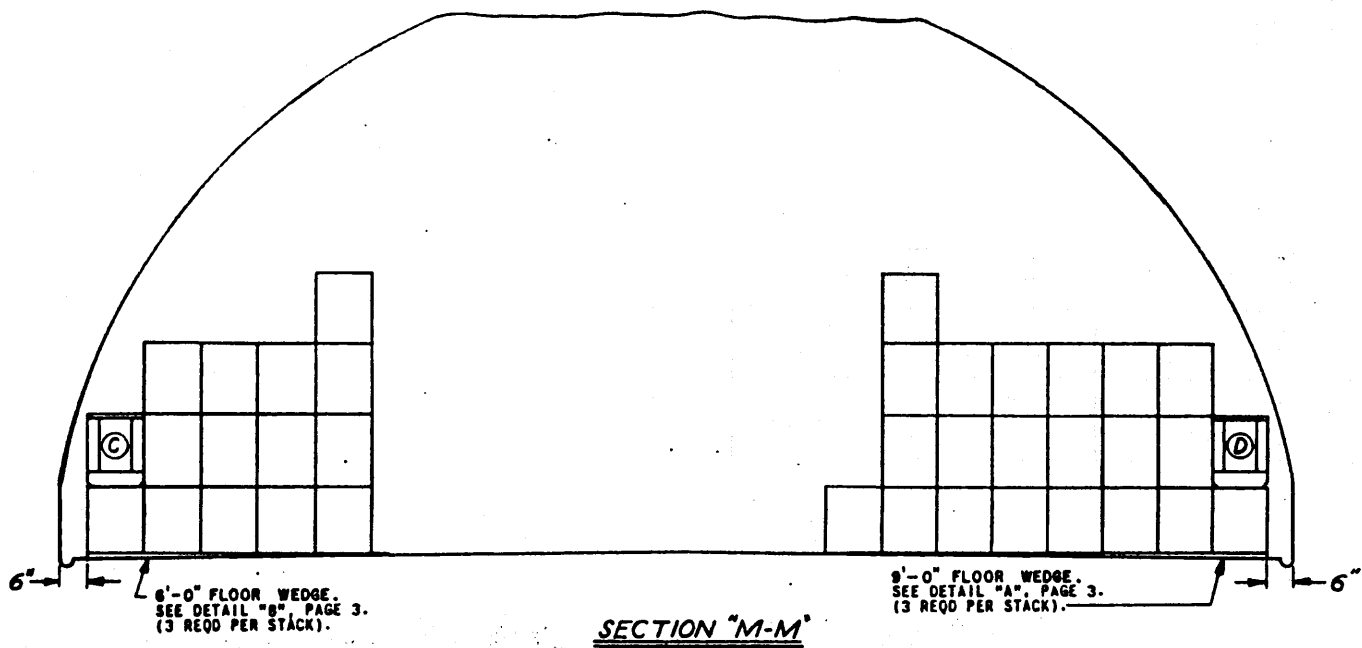
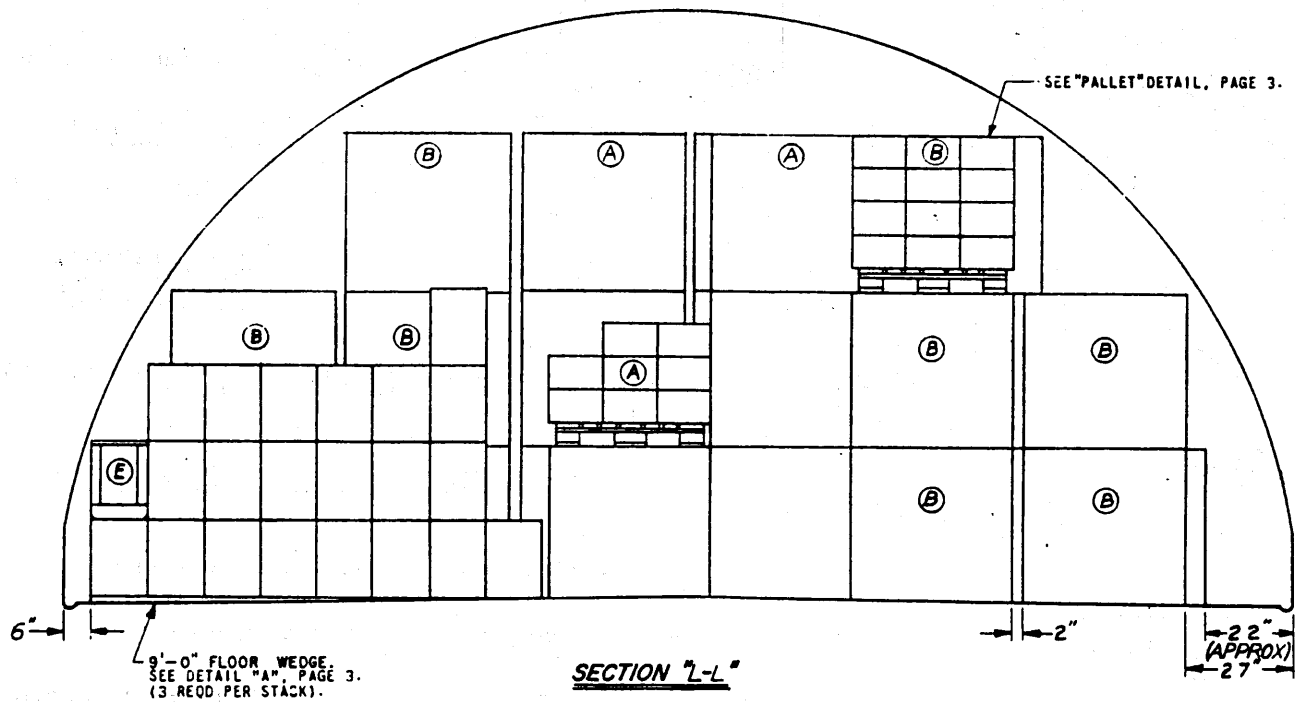
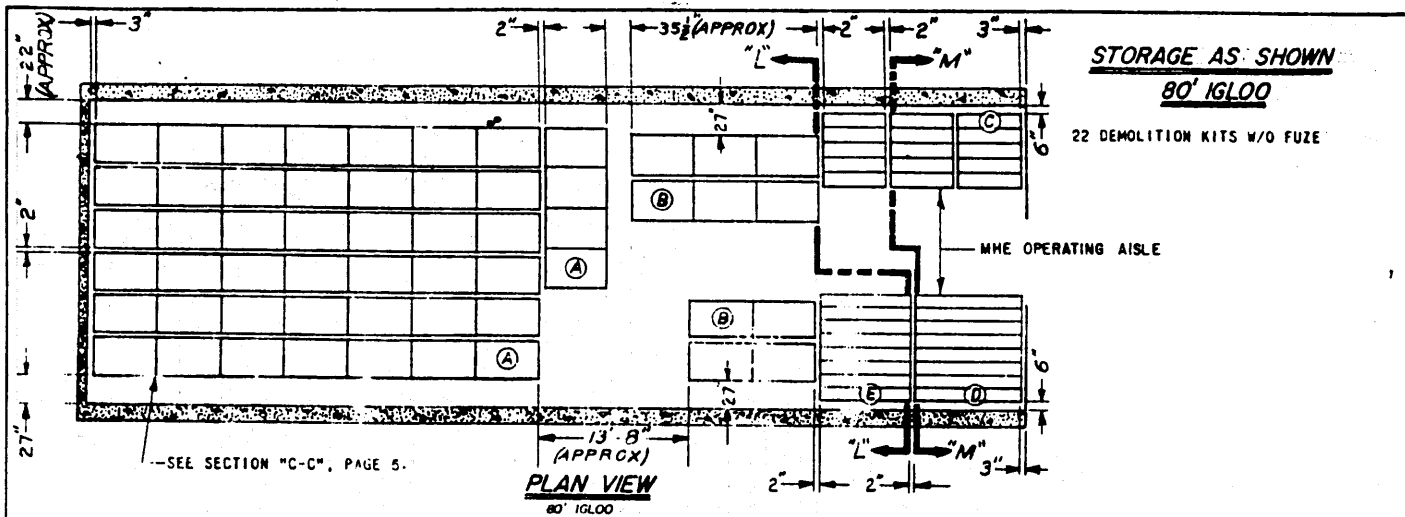
2" x 4" FLOOR DUNNAGE.  
RANDOM LENGTHS. POSITION  
ON TOP OF WEDGE.

9'-0" FLOOR WEDGE.  
SEE DETAIL "A", PAGE 3.  
(4 REQ'D PER STACK).

6'-0" FLOOR WEDGE.  
SEE DETAIL "8", PAGE 3.  
(3 REQ'D PER STACK).

6'-0" FLOOR WEDGE.  
SEE DETAIL "8", PAGE 3.  
(3 REQ'D PER STACK).

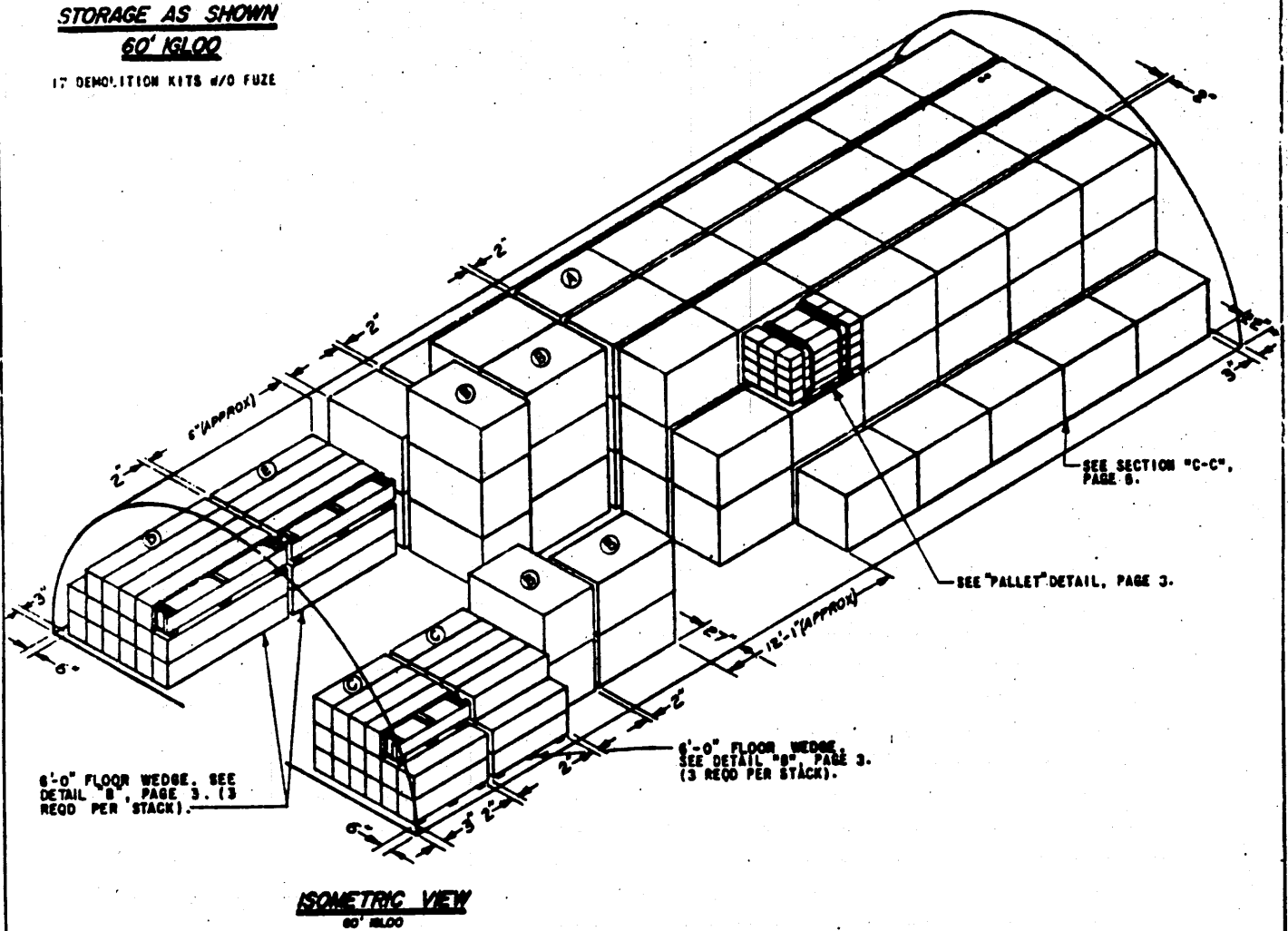




**STORAGE AS SHOWN**

**60' IGL00**

17 DEMOLITION KITS W/O FUZE



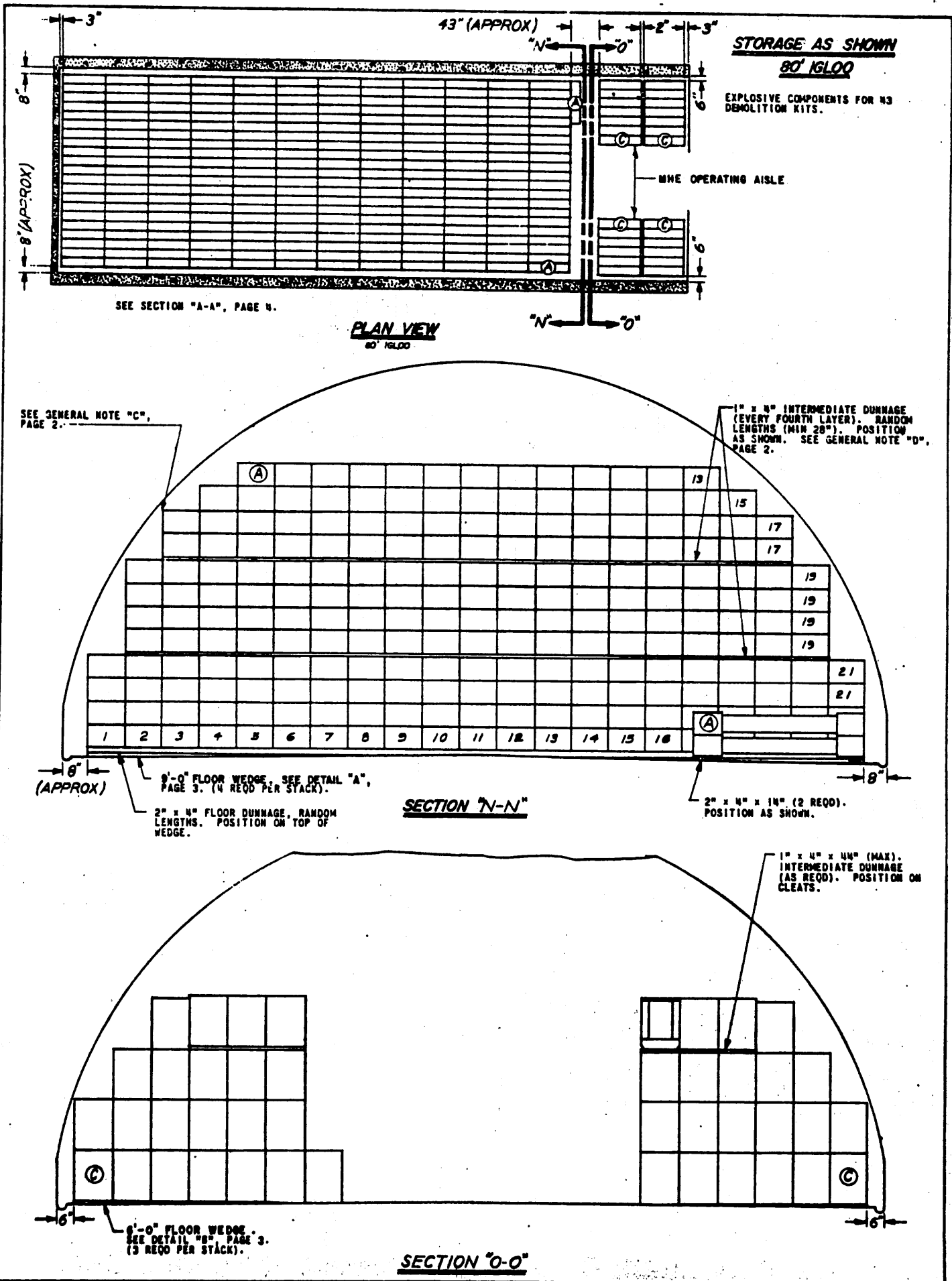
**CONTAINER IDENTIFICATION**

- Ⓐ CENTER LOADING SECTION.
- Ⓑ BODY SECTION.
- Ⓒ IMPACT FUZE SECTION.
- Ⓓ TAIL SECTION.
- Ⓔ NOSE SECTION

**BILL OF MATERIAL**

60' IGL00	WEDGES	AS REQD	
60' IGL00	WEDGES	AS REQD	

**DEMOLITION KIT W/O FUZE (CENTER LOADING & BODY SECTIONS PALLETIZED)**

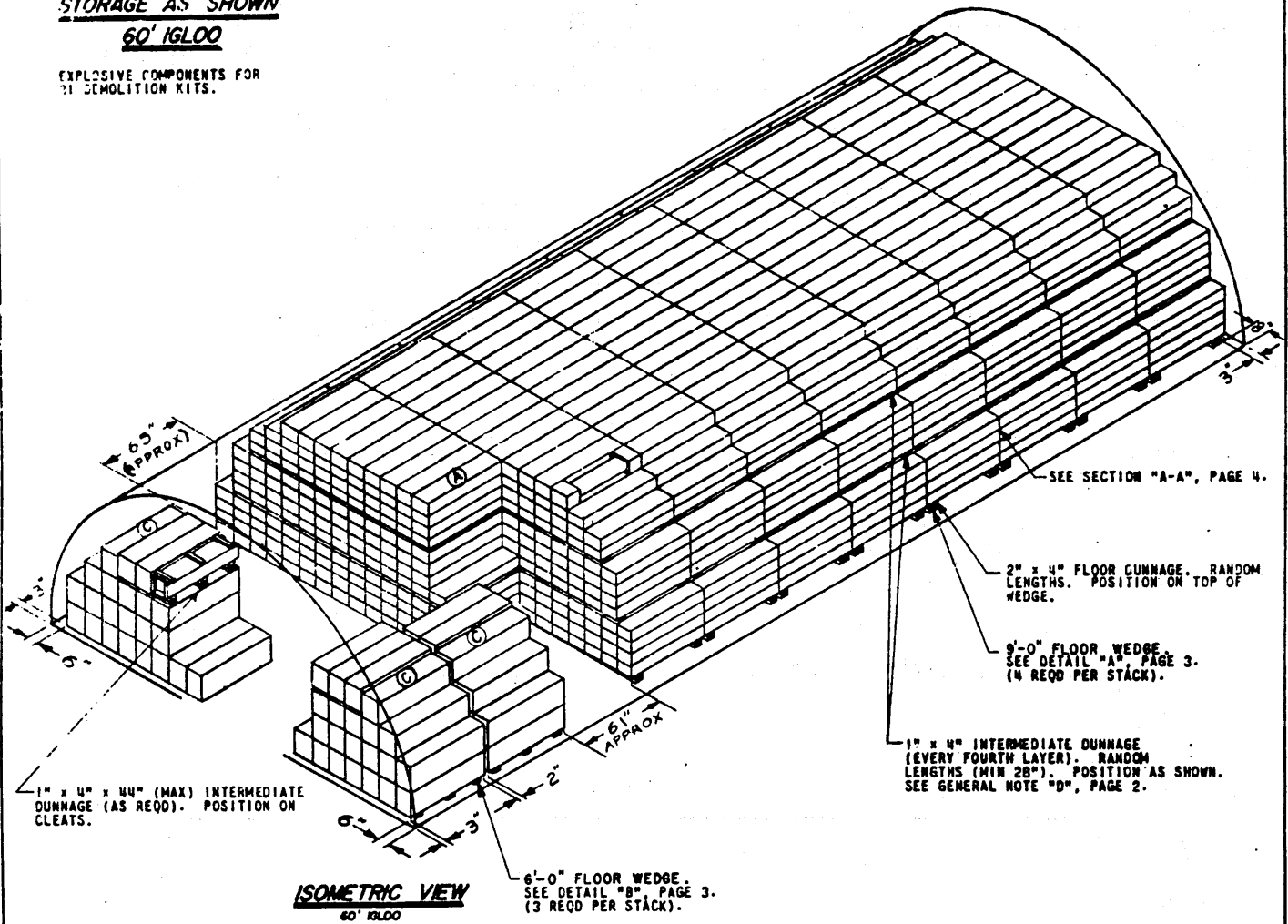




**STORAGE AS SHOWN**

**60' IGLOO**

EXPLOSIVE COMPONENTS FOR  
DEMOLITION KITS.



1" x 4" x 44" (MAX) INTERMEDIATE  
DUNNAGE (AS REQD). POSITION ON  
CLEATS.

**ISOMETRIC VIEW**  
60' IGLOO

6'-0" FLOOR WEDGE.  
SEE DETAIL "B", PAGE 3.  
(3 REQD PER STACK).

SEE SECTION "A-A", PAGE 4.

2" x 4" FLOOR GUNNAGE. RANDOM  
LENGTHS. POSITION ON TOP OF  
WEDGE.

9'-0" FLOOR WEDGE.  
SEE DETAIL "A", PAGE 3.  
(4 REQD PER STACK).

1" x 4" INTERMEDIATE DUNNAGE  
(EVERY FOURTH LAYER). RANDOM  
LENGTHS (MIN 28"). POSITION AS SHOWN.  
SEE GENERAL NOTE "D", PAGE 2.

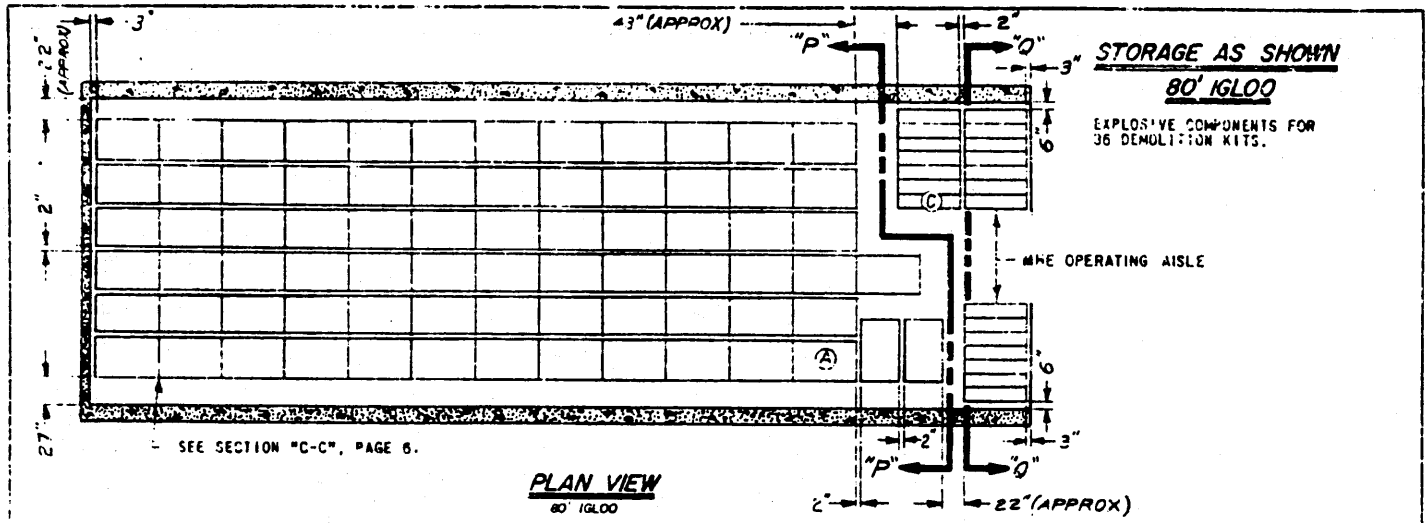
**CONTAINER IDENTIFICATION**

- Ⓐ CENTER LOADING SECTION.
- Ⓒ IMPACT FUZE SECTION.

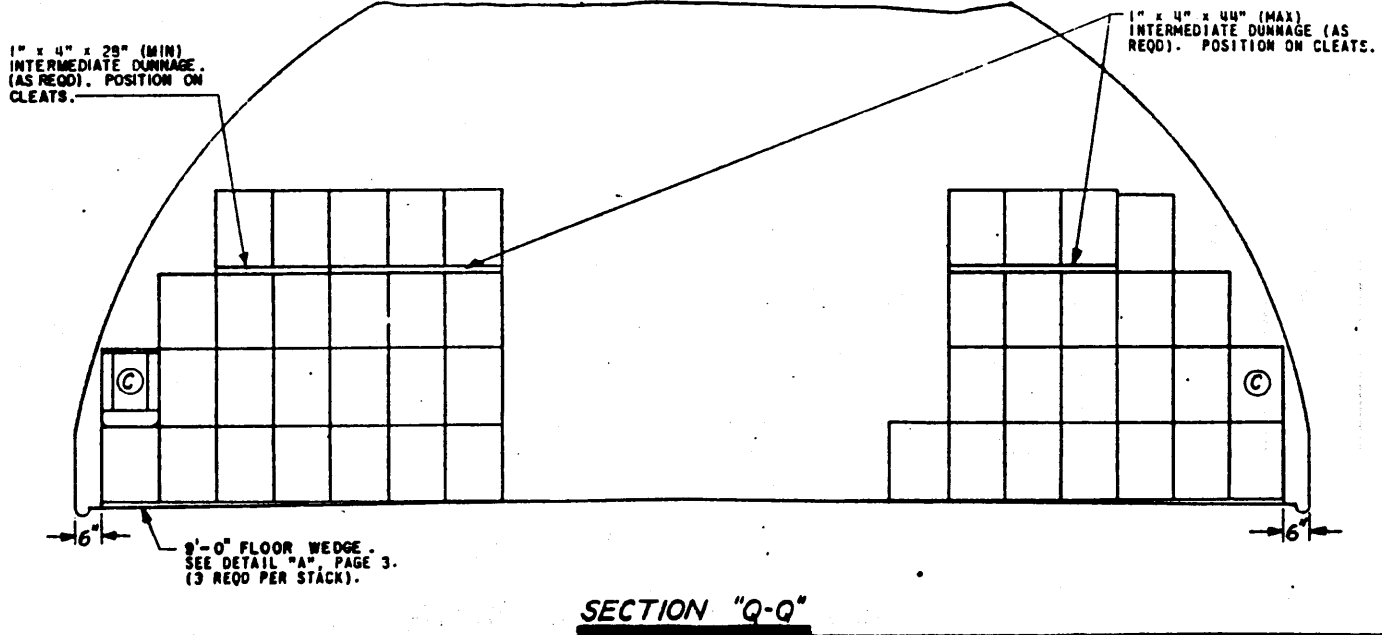
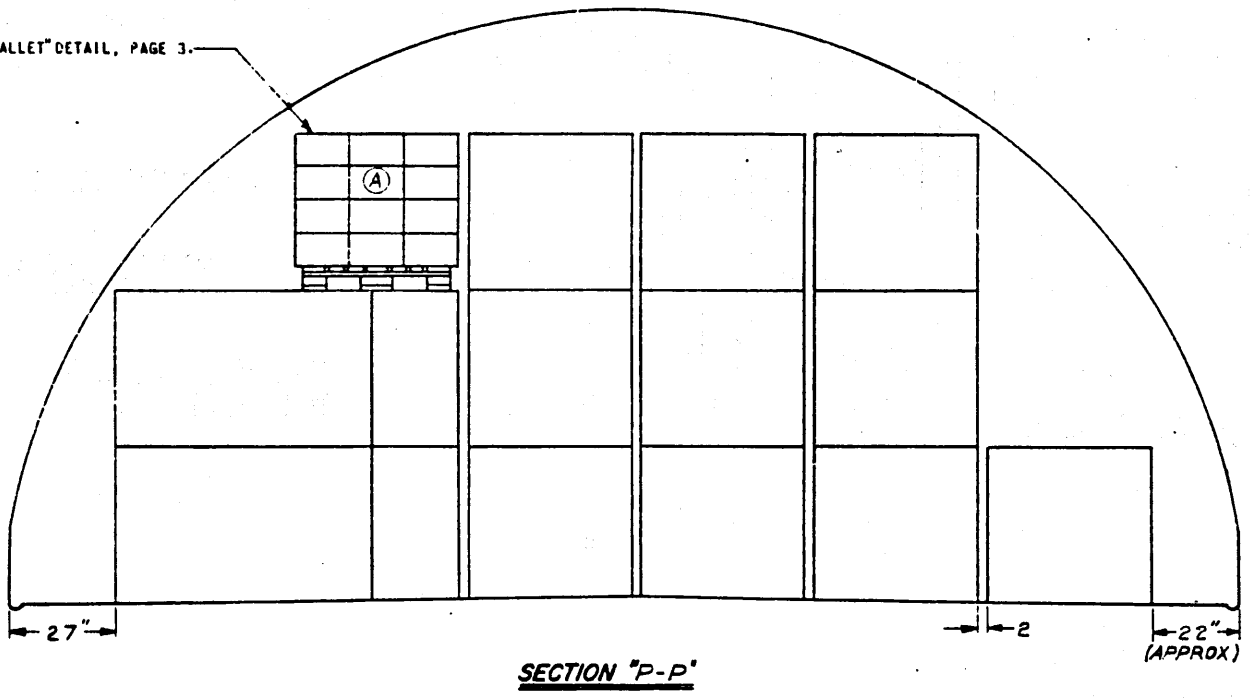
**BILL OF MATERIAL**

IGLOO	LUMBER	LINEAL FEET	BOARD FEET
60'	1" x 4"	1,079	360
	2" x 4"	807	405
	WEDGES	AS REQD	
60'	1" x 4"	781	261
	2" x 4"	437	292
	WEDGES	AS REQD	

**EXPLOSIVE COMPONENTS (LOOSE)**



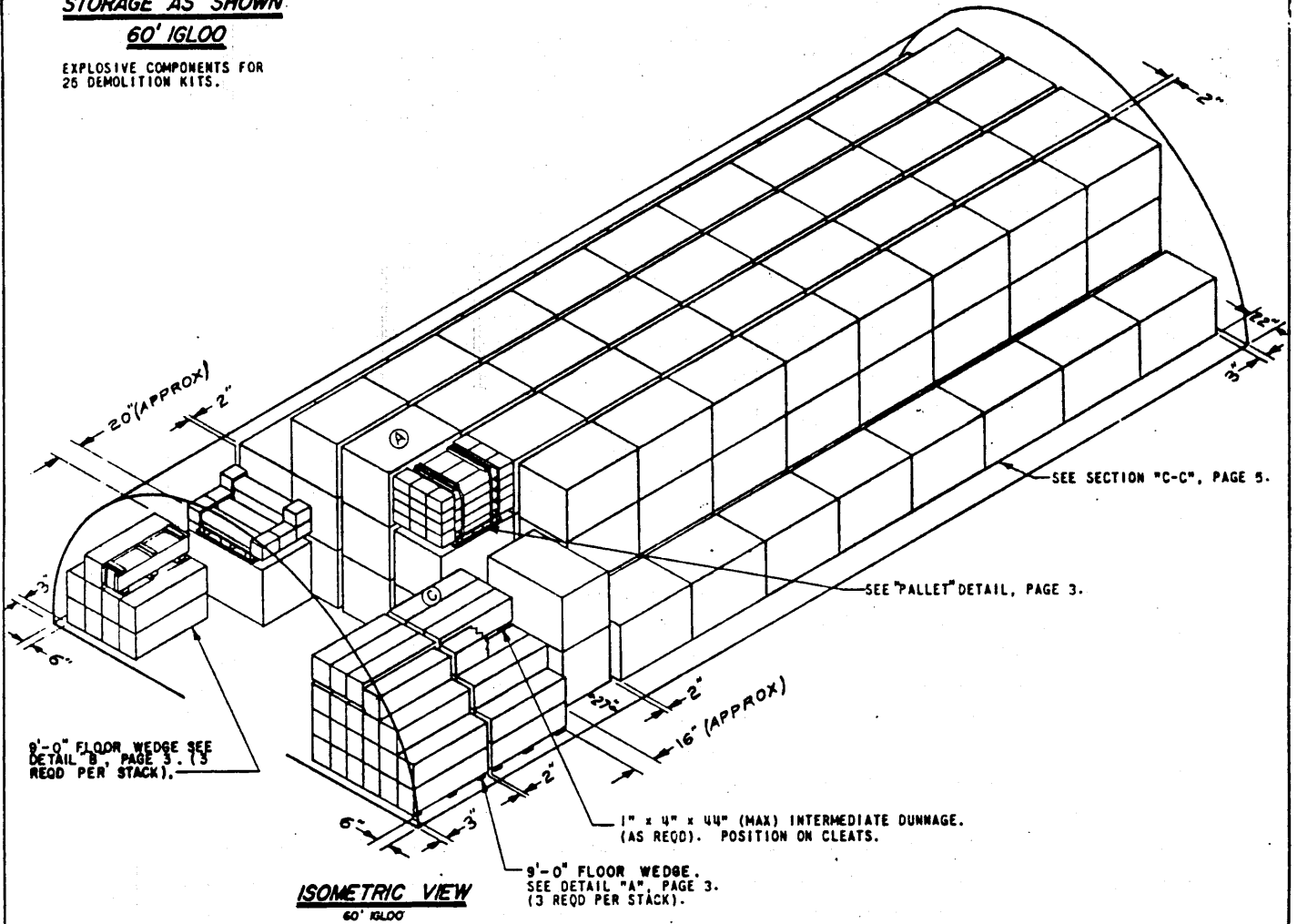
SEE "PALLET" DETAIL, PAGE 3.



**STORAGE AS SHOWN**

**60' IGLOO**

EXPLOSIVE COMPONENTS FOR  
26 DEMOLITION KITS.



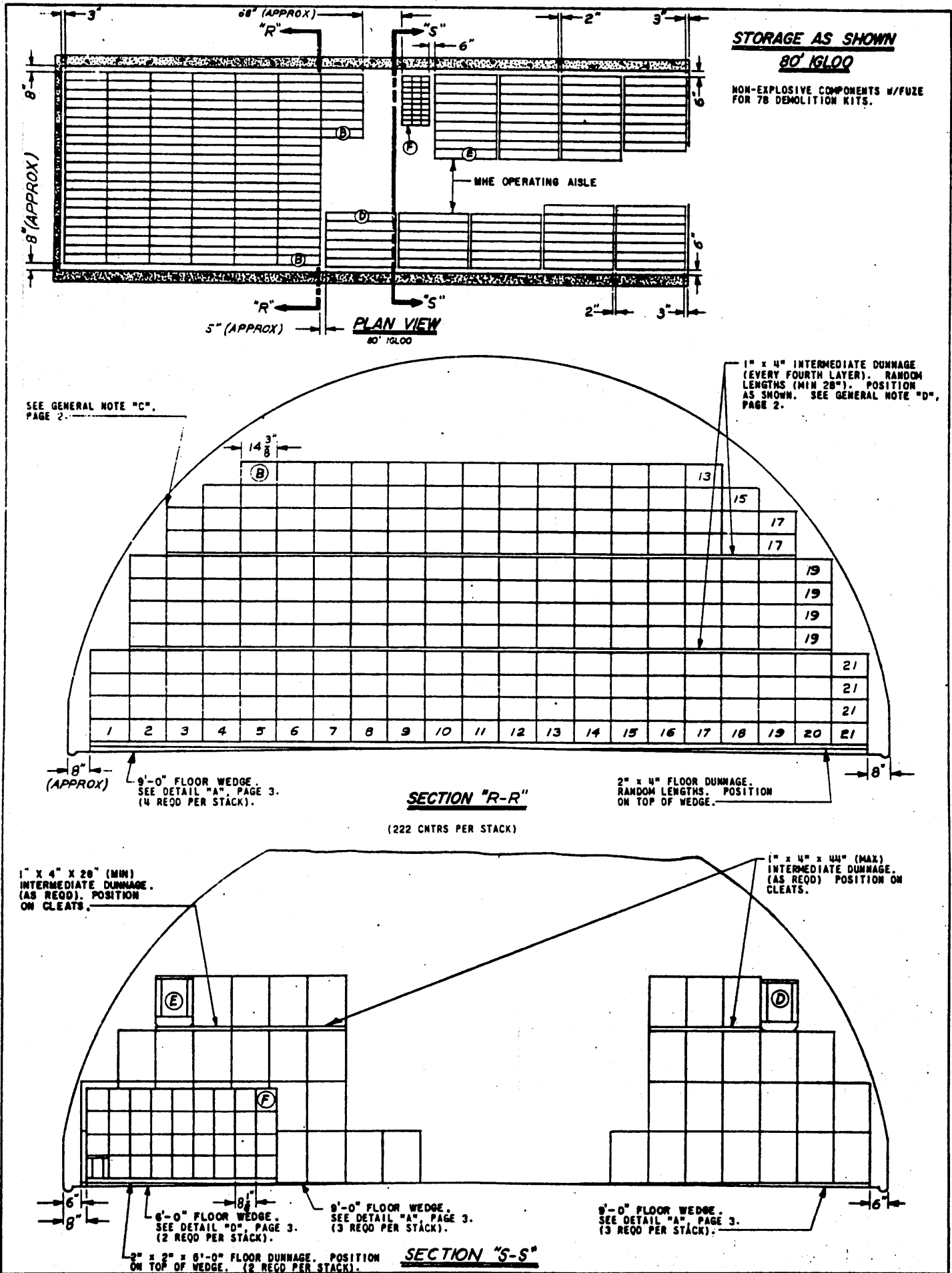
**CONTAINER IDENTIFICATION**

- Ⓐ CENTER LOADING SECTION.
- Ⓒ IMPACT FUZE SECTION.

**BILL OF MATERIAL**

IGLOO	LUMBER	LINEAL FEET	BOARD FEET
80'	1" x 4"	47	16
	WEDGES	AS REQD	
80'	1" x 4"	22	8
	WEDGES	AS REQD	

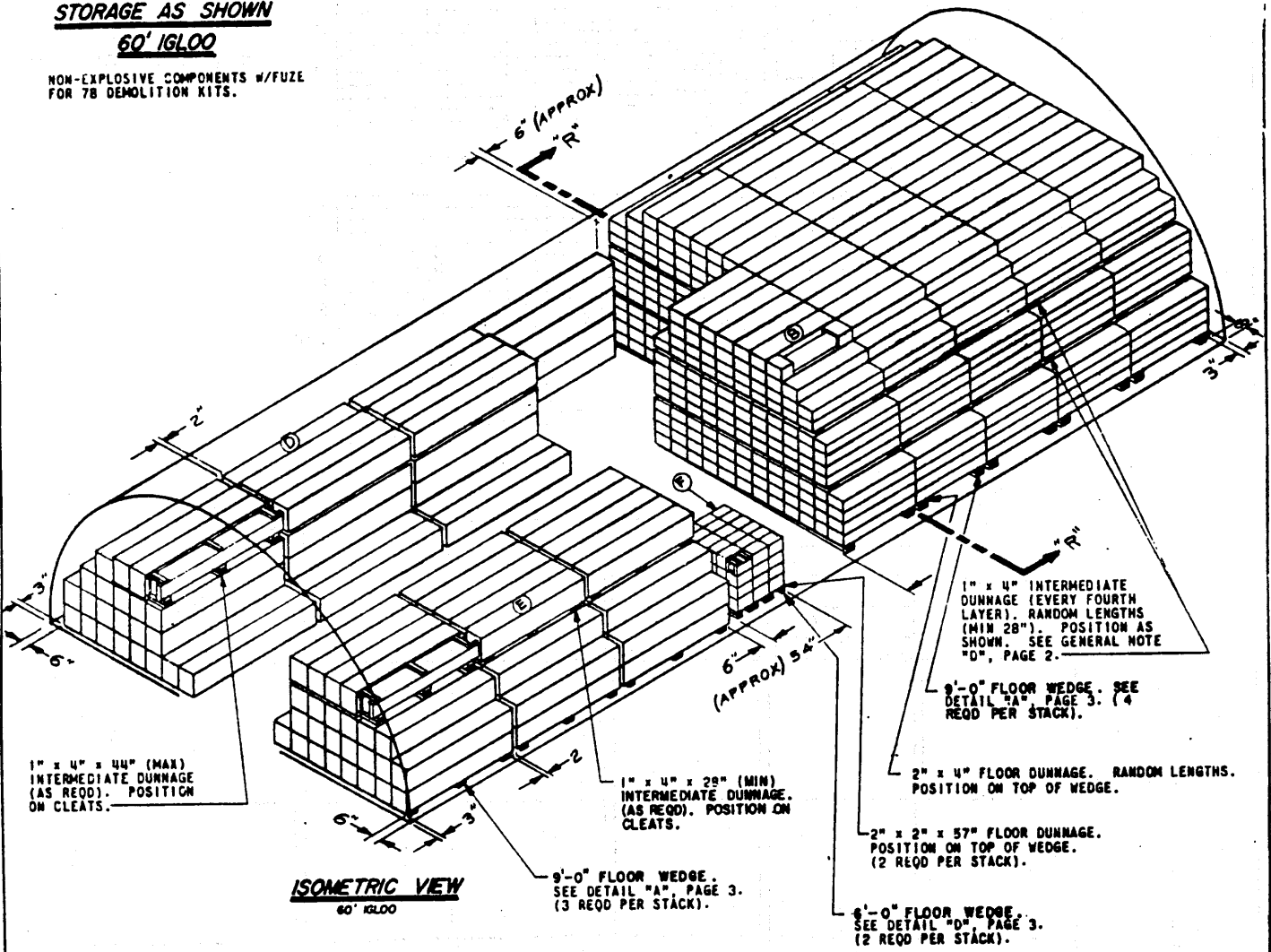
**EXPLOSIVE COMPONENTS (CENTER LOADING SECTION PALLETIZED)**



**STORAGE AS SHOWN**

**60' IGL00**

NON-EXPLOSIVE COMPONENTS W/FUZE  
FOR 78 DEMOLITION KITS.

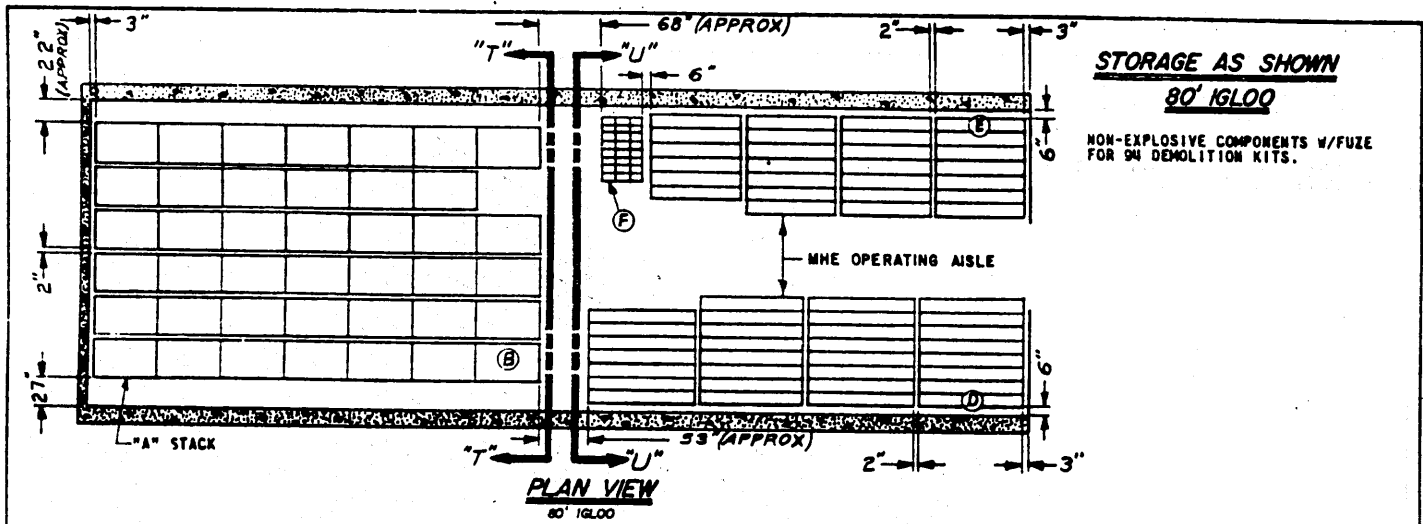


**CONTAINER IDENTIFICATION**

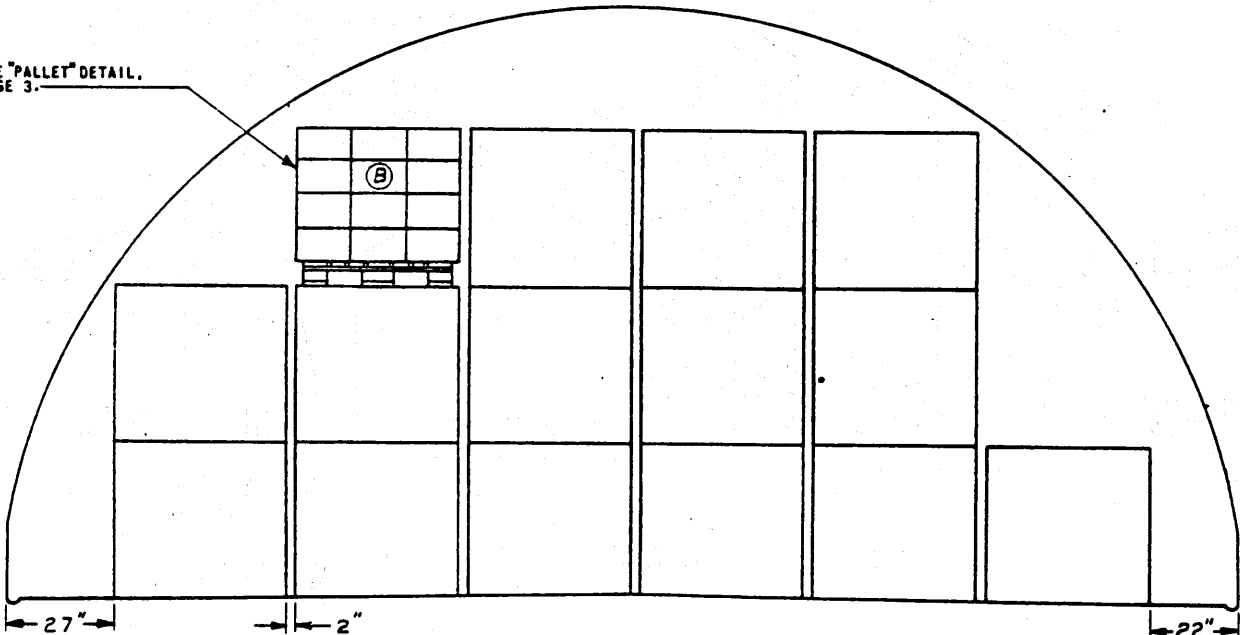
- Ⓚ BODY SECTION.
- Ⓛ TAIL SECTION.
- Ⓝ NOSE SECTION
- Ⓟ FUZE

<b>BILL OF MATERIAL</b>			
IGL00	LUMBER	LINEAL FEET	BOARD FEET
80'	1" x 4"	555	219
	2" x 2"	36	12
	2" x 4"	319	213
	WEDGES	AS REQD	
60'	1" x 4"	483	161
	2" x 2"	29	10
	2" x 4"	230	164
	WEDGES	AS REQD	

**NON-EXPLOSIVE COMPONENTS (LOOSE) W/FUZE**

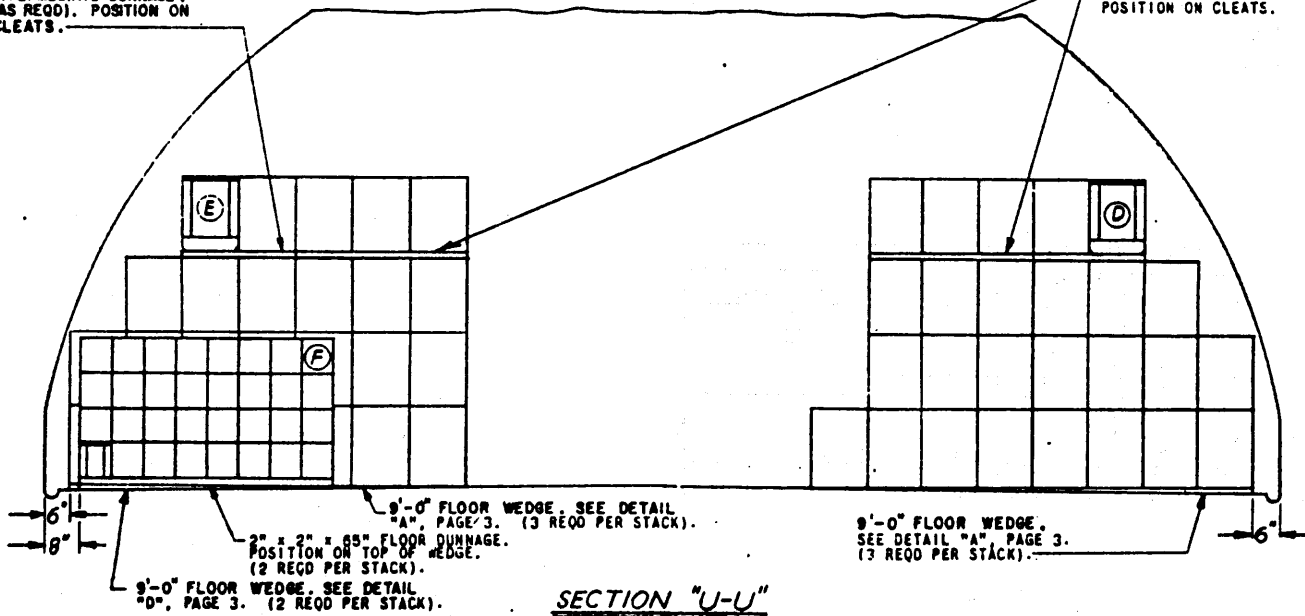


SEE "PALLET" DETAIL, PAGE 3.



1" x 4" x 25" (MIN) INTERMEDIATE DUNNAGE. (AS REQD). POSITION ON CLEATS.

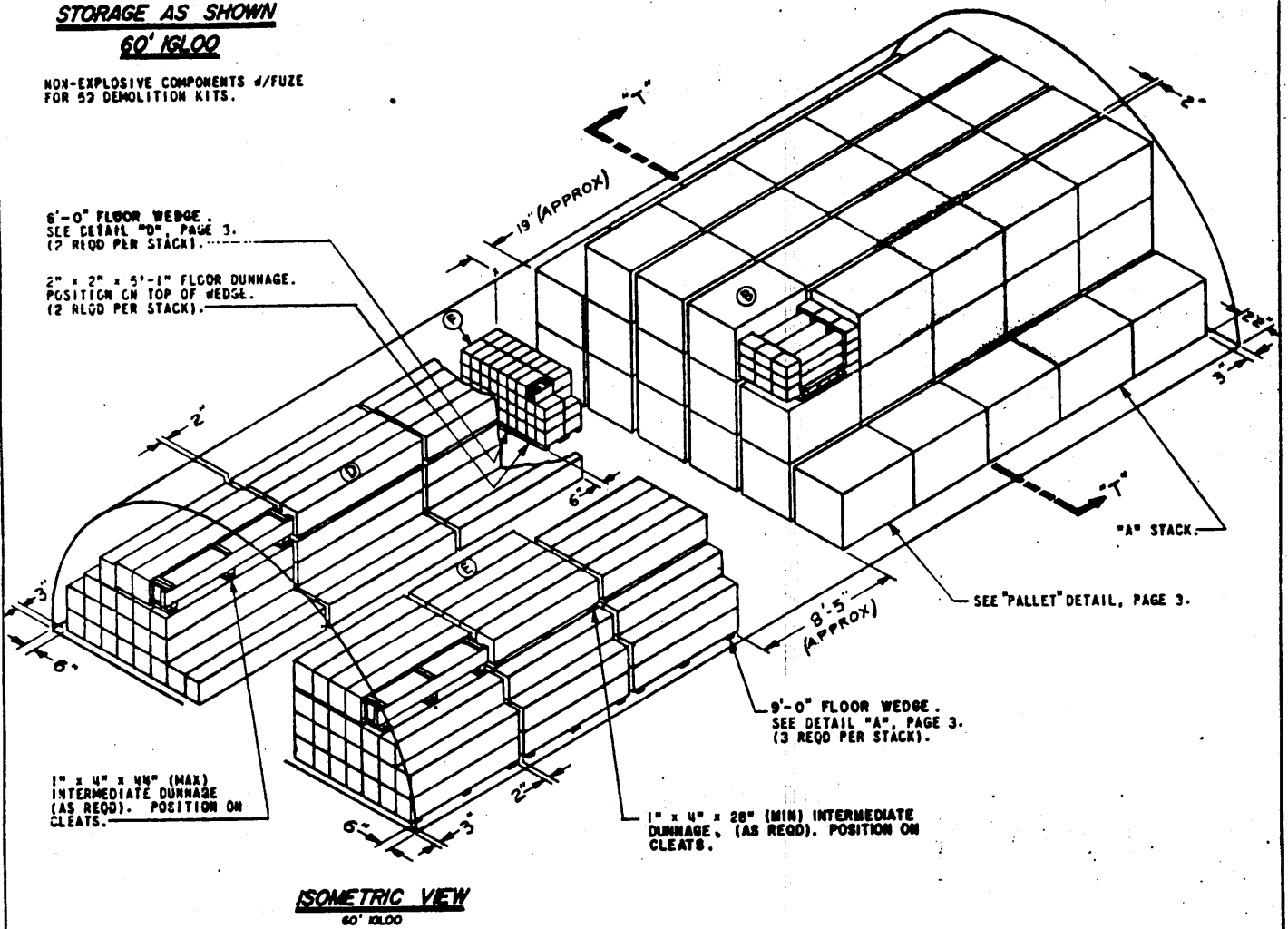
1" x 4" x 44" (MAX) INTERMEDIATE DUNNAGE. (AS REQD). POSITION ON CLEATS.



**STORAGE AS SHOWN**

**60' 1GLOO**

NON-EXPLOSIVE COMPONENTS w/FUZE  
FOR 53 DEMOLITION KITS.



**ISOMETRIC VIEW**  
60' 1GLOO

**CONTAINER IDENTIFICATION**

- Ⓟ BODY SECTION.
- Ⓛ TAIL SECTION.
- Ⓝ NOSE SECTION.
- Ⓣ FUZE.

**BILL OF MATERIAL**

1GLOO	LUMBER	LINEAL FEET	BOARD FEET
90'	1" x 4"	118	39
	2" x 2"	33	11
	WEDGES	AS REQD	
60'	1" x 4"	80	27
	2" x 2"	25	9
	WEDGES	AS REQD	

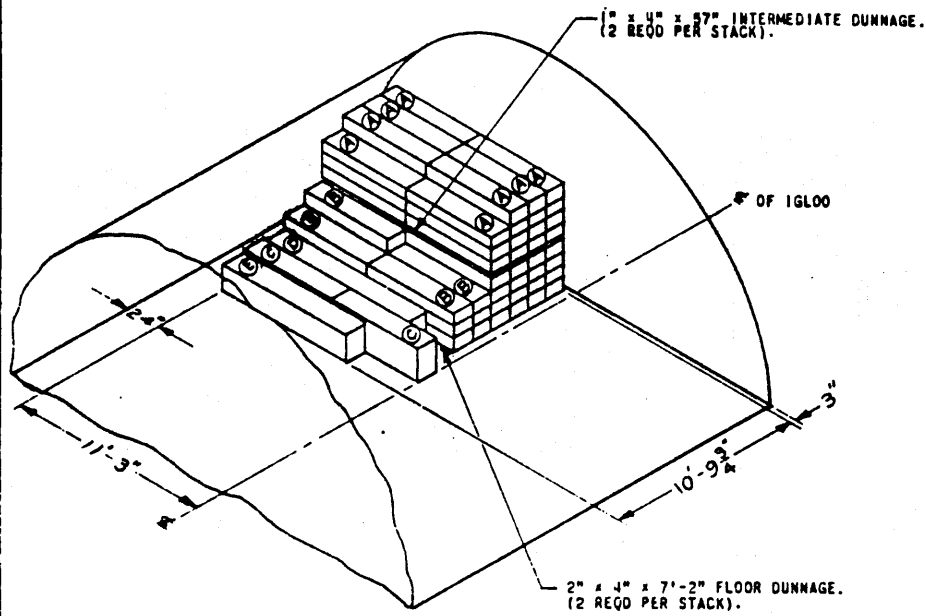
**NON-EXPLOSIVE COMPONENTS (BODY SECTION PALLETIZED) w/FUZE**

**NOTE:**

TWELVE (12) COMPLETE KITS COULD BE STORED IN AN 80' IGLOO.

**CONTAINER IDENTIFICATION:**

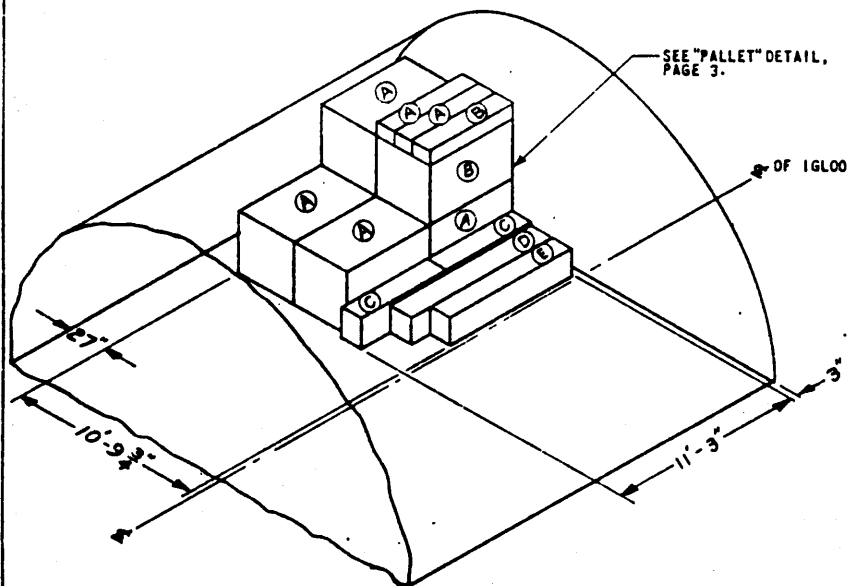
- (A) CENTER LOADING SECTION.
- (B) BODY SECTION.
- (C) IMPACT FUZE SECTION.
- (D) TAIL SECTION.
- (E) NOSE SECTION.



TYPICAL STORAGE FOR ONE DEMOLITION KIT W/O FUZE (LOOSE)

**CONTAINER IDENTIFICATION:**

- (A) CENTER LOADING SECTION.
- (B) BODY SECTION
- (C) IMPACT FUZE SECTION.
- (D) TAIL SECTION.
- (E) NOSE SECTION



TYPICAL STORAGE FOR ONE DEMOLITION KIT W/O FUZE (PALLETIZED)