

APPENDIX 7B

UNITIZATION PROCEDURES FOR BOXED WHITE PHOSPHORUS (WP) AND PLASTICIZED WHITE PHOS- PHORUS (PWP) LOADED AMMUNI- TION ON 4-WAY ENTRY PALLETS

**CARTRIDGE, 120MM, MORTAR, WP, PACKED TWO
PER PA154 METAL BOX, UNITIZED 24 BOXES PER
40" X 48" PALLET; APPROX BOX SIZE 12-3/8" L X
6-3/8" W X 31-13/16" H**

**NOTICE: THIS APPENDIX CANNOT STAND ALONE BUT MUST BE USED IN CONJUNCTION WITH THE BASIC UNITIZATION
PROCEDURES DRAWING 19-48-4015-20PA1004.**

DISTRIBUTION STATEMENT A:

**APPROVED FOR PUBLIC RELEASE
DISTRIBUTION IS UNLIMITED.**

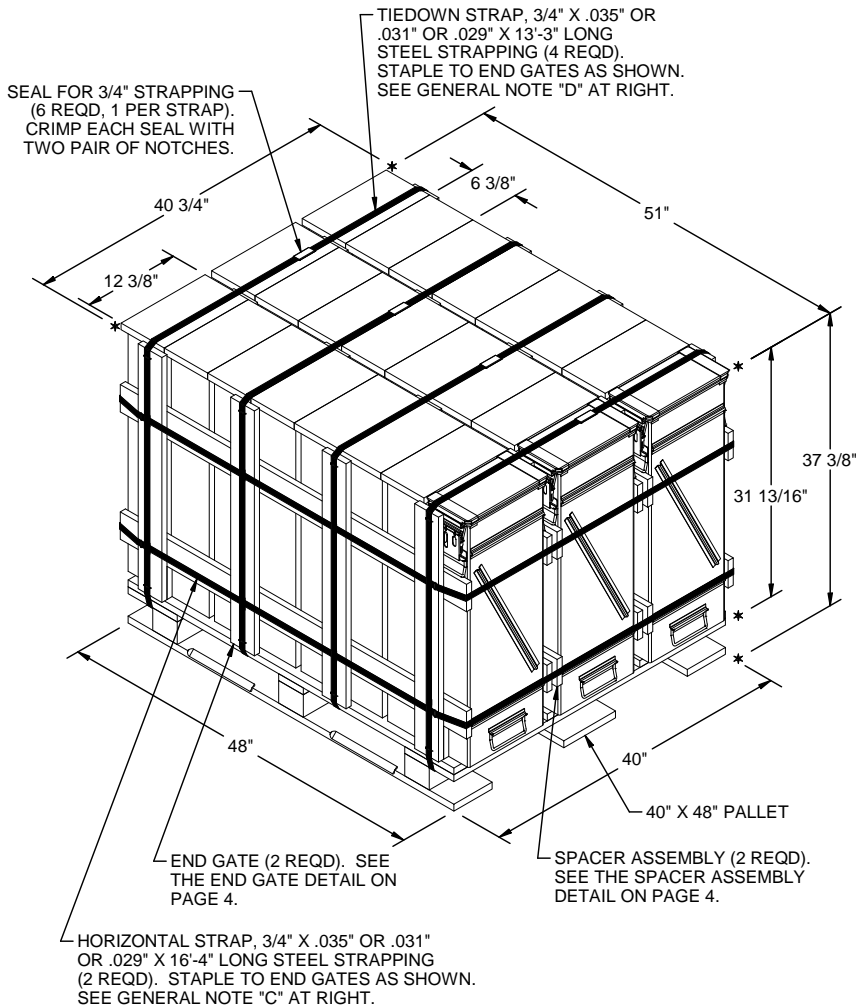
U.S. ARMY MATERIEL COMMAND DRAWING

<p>APPROVED, U.S. ARMY RESEARCH, DEVELOPMENT AND ENGINEERING COMMAND</p> <p>PENNOCK.AM ANDA.C.1380 042157</p> <p style="font-size: small;">Digitally signed by PENNOCK.AMANDA.C.1380042157 DN: c=US, o=U.S. Government, ou=DoD, ou=PKI, ou=USA, cn=PENNOCK.AMANDA.C.1380042157 Date: 2017.09.29 10:41:52 -0500</p> <p style="text-align: right;">RDAR-EIL-TP</p>	<p>CAUTION: VERIFY PRIOR TO USE AT HTTPS://MHP.REDSTONE.ARMY.MIL THAT THIS IS THE MOST CURRENT VERSION OF THIS DOCUMENT. THIS IS PAGE 1 OF 4.</p>			AUGUST 2017																			
<p>APPROVED, U.S. ARMY JOINT MUNITIONS COMMAND</p> <p>RUS.ALLEN.J .1230354282</p> <p style="font-size: small;">Digitally signed by RUS.ALLEN.J.1230354282 DN: c=US, o=U.S. Government, ou=DoD, ou=PKI, ou=USA, cn=RUS.ALLEN.J.1230354282 Date: 2017.10.04 16:42:34 -0500</p> <p style="text-align: right;">AMSJM-MMT</p>	<table border="1" style="width: 100%; border-collapse: collapse;"> <tr> <td colspan="2" style="text-align: center;">DO NOT SCALE</td> </tr> <tr> <td style="width: 30%; text-align: center;">DESIGN ENGINEER</td> <td style="text-align: center;">BASIC REV.</td> </tr> <tr> <td colspan="2" style="text-align: center;">SPENCER HOVEY</td> </tr> </table>	DO NOT SCALE		DESIGN ENGINEER	BASIC REV.	SPENCER HOVEY		<table border="1" style="width: 100%; border-collapse: collapse;"> <tr> <td style="width: 50%; text-align: center;">ENGINEERING DIVISON</td> <td style="width: 50%; text-align: center;">FIEFFER.LAUR A.A.1230375727</td> </tr> <tr> <td style="font-size: small;">Digitally signed by FIEFFER.LAURA.A.1230375727 DN: c=US, o=U.S. Government, ou=DoD, ou=PKI, ou=USA, cn=FIEFFER.LAURA.A.1230375727 Date: 2017.08.28 11:27:32 -0500</td> <td></td> </tr> </table>		ENGINEERING DIVISON	FIEFFER.LAUR A.A.1230375727	Digitally signed by FIEFFER.LAURA.A.1230375727 DN: c=US, o=U.S. Government, ou=DoD, ou=PKI, ou=USA, cn=FIEFFER.LAURA.A.1230375727 Date: 2017.08.28 11:27:32 -0500		<table border="1" style="width: 100%; border-collapse: collapse;"> <tr> <td style="width: 25%; text-align: center;">TEST ENGINEER</td> <td style="width: 25%; text-align: center;">FELICIANO.AD IN.1259200373</td> <td style="width: 25%; text-align: center;">CLASS</td> <td style="width: 25%; text-align: center;">DIVISION</td> </tr> <tr> <td style="font-size: small;">Digitally signed by FELICIANO.ADIN.1259200373 DN: c=US, o=U.S. Government, ou=DoD, ou=PKI, ou=USA, cn=FELICIANO.ADIN.1259200373 Date: 2017.08.30 14:42:47 -0500</td> <td></td> <td style="text-align: center;">DRAWING</td> <td style="text-align: center;">FILE</td> </tr> </table>		TEST ENGINEER	FELICIANO.AD IN.1259200373	CLASS	DIVISION	Digitally signed by FELICIANO.ADIN.1259200373 DN: c=US, o=U.S. Government, ou=DoD, ou=PKI, ou=USA, cn=FELICIANO.ADIN.1259200373 Date: 2017.08.30 14:42:47 -0500		DRAWING	FILE
DO NOT SCALE																							
DESIGN ENGINEER	BASIC REV.																						
SPENCER HOVEY																							
ENGINEERING DIVISON	FIEFFER.LAUR A.A.1230375727																						
Digitally signed by FIEFFER.LAURA.A.1230375727 DN: c=US, o=U.S. Government, ou=DoD, ou=PKI, ou=USA, cn=FIEFFER.LAURA.A.1230375727 Date: 2017.08.28 11:27:32 -0500																							
TEST ENGINEER	FELICIANO.AD IN.1259200373	CLASS	DIVISION																				
Digitally signed by FELICIANO.ADIN.1259200373 DN: c=US, o=U.S. Government, ou=DoD, ou=PKI, ou=USA, cn=FELICIANO.ADIN.1259200373 Date: 2017.08.30 14:42:47 -0500		DRAWING	FILE																				
<p>APPROVED BY ORDER OF COMMANDING GENERAL, U.S. ARMY MATERIEL COMMAND</p> <p>SHIMP.UPTON .R.1231257183</p> <p style="font-size: small;">Digitally signed by SHIMP.UPTON.R.1231257183 DN: c=US, o=U.S. Government, ou=DoD, ou=PKI, ou=USA, cn=SHIMP.UPTON.R.1231257183 Date: 2017.10.06 11:40:26 -0500</p> <p style="text-align: right;">U.S. ARMY DEFENSE AMMUNITION CENTER</p>	<table border="1" style="width: 100%; border-collapse: collapse;"> <tr> <td style="width: 30%; text-align: center;">TEST REPORT</td> <td style="width: 70%; text-align: center;">N/A</td> </tr> <tr> <td style="text-align: center;">EXPLOSIVE SAFETY DIRECTORATE</td> <td style="text-align: center;">THOMAS.CARL.AN THONY.110462137 2</td> </tr> <tr> <td style="font-size: small;">Digitally signed by THOMAS.CARL.ANTHONY.1104621372 DN: c=US, o=U.S. Government, ou=DoD, ou=PKI, ou=USA, cn=THOMAS.CARL.ANTHONY.1104621372 Date: 2017.08.31 12:29:58 -0500</td> <td></td> </tr> </table>	TEST REPORT	N/A	EXPLOSIVE SAFETY DIRECTORATE	THOMAS.CARL.AN THONY.110462137 2	Digitally signed by THOMAS.CARL.ANTHONY.1104621372 DN: c=US, o=U.S. Government, ou=DoD, ou=PKI, ou=USA, cn=THOMAS.CARL.ANTHONY.1104621372 Date: 2017.08.31 12:29:58 -0500		<table border="1" style="width: 100%; border-collapse: collapse;"> <tr> <td style="width: 25%; text-align: center;">CLASS</td> <td style="width: 25%; text-align: center;">DIVISION</td> <td style="width: 25%; text-align: center;">DRAWING</td> <td style="width: 25%; text-align: center;">FILE</td> </tr> <tr> <td style="text-align: center;">19</td> <td style="text-align: center;">48</td> <td style="text-align: center;">4015/ 7B</td> <td style="text-align: center;">20PA1004</td> </tr> </table>	CLASS	DIVISION	DRAWING	FILE	19	48	4015/ 7B	20PA1004							
TEST REPORT	N/A																						
EXPLOSIVE SAFETY DIRECTORATE	THOMAS.CARL.AN THONY.110462137 2																						
Digitally signed by THOMAS.CARL.ANTHONY.1104621372 DN: c=US, o=U.S. Government, ou=DoD, ou=PKI, ou=USA, cn=THOMAS.CARL.ANTHONY.1104621372 Date: 2017.08.31 12:29:58 -0500																							
CLASS	DIVISION	DRAWING	FILE																				
19	48	4015/ 7B	20PA1004																				

PALLET UNIT DATA				
ITEMS INCLUDED		*HAZARD CLASS AND DIVISION	*COMPATIBILITY GROUP	APPROX WEIGHT (LBS)
NSN	DODIC			
1315-				
01-343-1940	C624	1. 2. 2	H	2, 479
01-417-8440	CA03	1. 2. 2	H	2, 479
01-629-8706	CA03	1. 2. 2	H	2, 479
01-518-2436	CA35	1. 2. 2	H	2, 479

*HAZARD CLASSIFICATION DATA CONTAINED IN THE ABOVE CHART IS FOR GUIDANCE AND INFORMATIONAL PURPOSES ONLY. VERIFICATION OF THE SPECIFIED DATA SHOULD BE MADE BY CONSULTING THE MOST RECENT JOINT HAZARD CLASSIFICATION SYSTEM LISTING OR OTHER APPROVED LISTING(S).

GENERAL NOTES



- A. THIS APPENDIX CANNOT STAND ALONE BUT MUST BE USED IN CONJUNCTION WITH THE BASIC UNITIZATION PROCEDURES DRAWING 19-48-4015-20PA1004. TO PRODUCE AN APPROVED UNIT LOAD, ALL PERTINENT PROCEDURES, SPECIFICATIONS AND CRITERIA SET FORTH WITHIN THE BASIC DRAWING WILL APPLY TO THE PROCEDURES DELINEATED IN THIS APPENDIX. ANY EXCEPTIONS TO THE BASIC PROCEDURES ARE SPECIFIED IN THIS APPENDIX.
- B. DIMENSIONS, CUBE AND WEIGHT OF A PALLET UNIT WILL VARY SLIGHTLY DEPENDING UPON THE ACTUAL DIMENSIONS OF THE BOXES AND THE WEIGHT OF THE SPECIFIC ITEM BEING UNITIZED.
- C. INSTALL EACH HORIZONTAL STRAP TO BE LOCATED AS SHOWN. HORIZONTAL STRAPS MUST BE TENSIONED AND SEALED AFTER THE APPLICATION OF TIEDOWN STRAPS.
- D. INSTALL EACH TIEDOWN STRAP TO PASS UNDER THE DECK/STRINGER BOARDS OF THE PALLET AND TO BE LOCATED AS SHOWN.
- E. THE FOLLOWING AMC DRAWINGS ARE APPLICABLE FOR OUTLOADING AND STORAGE OF THE ITEMS COVERED BY THIS APPENDIX.
 - CARLOADING - - - - 19-48-4115-5PA1002
 - TRUCKLOADING - - - - 19-48-4117-11PA1003
 - STORAGE - - - - 19-48-4118-1-2-3-4-14-22PA1002
 - END OPENING ISO
 - CONTAINER - - - - 19-48-4153-15PA1002
 - MILVAN - - - - 19-48-4166-15PA1003
 - SIDE OPENING ISO
 - CONTAINER - - - - 19-48-4267-15PA1009
- F. IF ITEMS COVERED HEREIN ARE UNITIZED PRIOR TO ISSUANCE OF THIS APPENDIX, THE BOXES NEED NOT BE REUNITIZED SOLELY TO CONFORM TO THIS APPENDIX.
- G. THE UNITIZATION PROCEDURES DEPICTED HEREIN MAY ALSO BE USED FOR UNITIZING 120MM MORTAR CARTRIDGES WHEN IDENTIFIED BY DIFFERENT NATIONAL STOCK NUMBERS (NSN) THAN WHAT IS SHOWN ON PAGE 2, PROVIDED THE BOX PACK DOES NOT VARY FROM WHAT IS DELINEATED HEREIN. THE EXPLOSIVE CLASSIFICATION OF OTHER ITEMS MAY BE DIFFERENT THAN WHAT IS SHOWN.
- H. THE STYLE 1 PALLET DELINEATED IN THE DETAIL AT LEFT NEED NOT HAVE CHAMFERS OR STRAP SLOTS AS SPECIFIED WITHIN MILITARY SPECIFICATION MIL-DTL-15011 WHEN USED FOR THE UNITIZATION OF ITEMS COVERED BY THIS APPENDIX.
- J. BOXES MUST ALL BE ORIENTED IN THE SAME DIRECTION ON THE PALLET TO ALLOW THE INTERLOCKING DEVICES TO PROPERLY ENGAGE.
- K. ALL WOODEN DUNNAGE SHALL BE PRESERVATIVE TREATED IN ACCORDANCE WITH GENERAL NOTE "BB" IN THE BASIC PROCEDURES, AND HEAT TREATED IN ACCORDANCE WITH GENERAL NOTE "KK" IN THE BASIC PROCEDURES.
- L. IF THERE IS NEED FOR FILLER ASSEMBLIES AND AT LEAST TWO PALLET UNITS ARE BEING CONSTRUCTED, NOT MORE THAN 20 FILLERS WILL BE INSTALLED IN ANY ONE PALLET UNIT. ADDITIONAL FILLERS CAN BE PUT IN A SECOND PALLET UNIT AS REQUIRED WHEN THE QUANTITY OF 20 FILLERS IN THE FIRST REDUCED PALLET UNIT IS INSUFFICIENT TO SATISFY THE TOTAL REDUCTION NEEDED. USING TWO PALLET UNITS TO SATISFY THE PALLETIZATION CRITERIA APPLICABLE TO LESS-THAN-FULL PALLET UNITS IS AN EXCEPTION TO THE BASIC PROCEDURES. HOWEVER, THE EXCEPTION IS NECESSARY FOR THE AMMUNITION PACK COVERED BY THIS APPENDIX TO MOST EFFECTIVELY GET AN ACCEPTABLE, COMPACT AND SOUND PALLET UNIT.
- M. DIMENSIONS GIVEN FOR DUNNAGE PIECES ARE APPROXIMATE AND MUST BE VERIFIED IN ACCORDANCE WITH GENERAL NOTE "AA" IN THE BASIC PROCEDURES. THESE ASSEMBLIES MUST NOT PROTRUDE PAST THE TOPS AND/OR SIDES OF THE PA154 BOXES. THEY MAY BE SHORTER, PROVIDED THE TIEDOWN STRAPS ARE PREVENTED FROM DAMAGING THE EDGES OF THE BOXES. THE HORIZONTAL PIECE MUST FIT AGAINST THE HANDLE OR LATCH ASSEMBLY.
- N. FOR DETAILS OF THE PA154 BOX SEE ARDEC DRAWING 12577569.

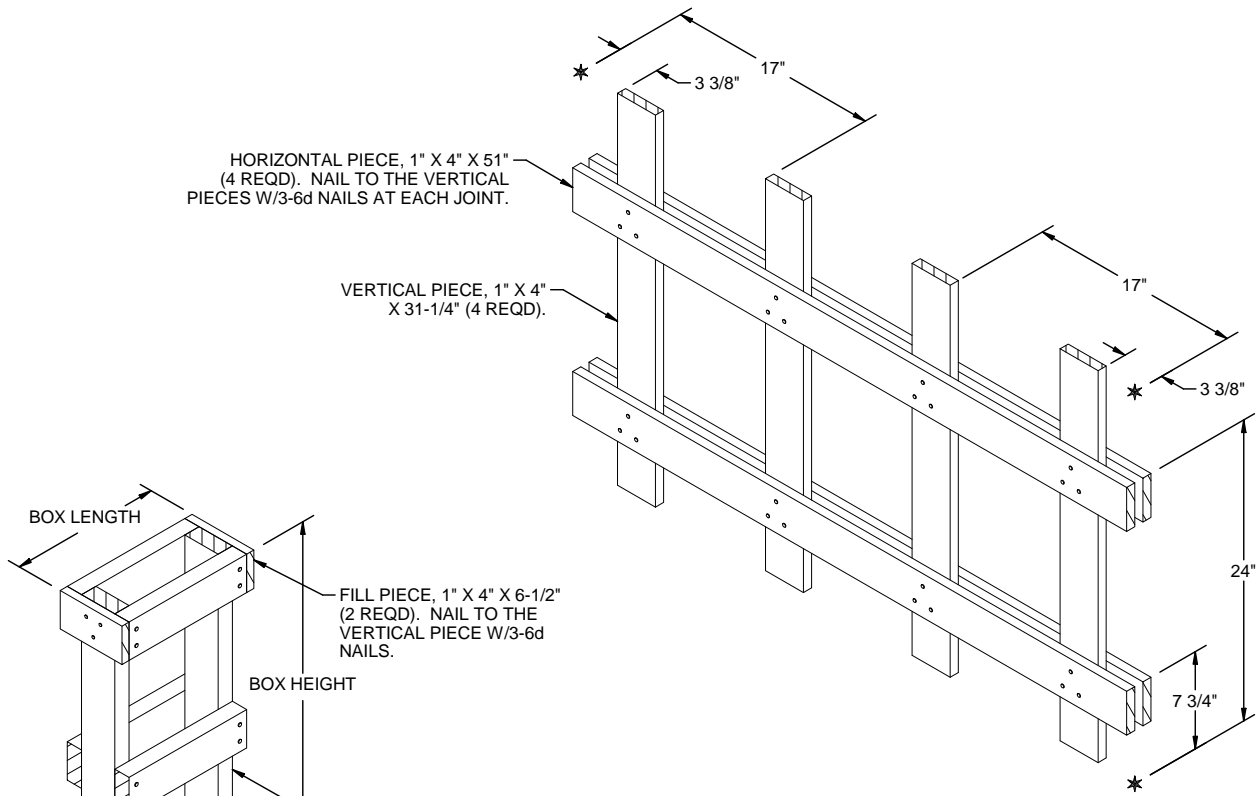
PALLET UNIT

SEE GENERAL NOTE "B" AT RIGHT.

24 BOXES OF 120MM MORTAR CTG (2 PER BOX) @ 97 LBS - - -	2,328 LBS (APPROX)
DUNNAGE - - - - -	71 LBS
PALLET - - - - -	80 LBS
<hr/>	
TOTAL WEIGHT - - - - -	2,479 LBS (APPROX)
CUBE - - - - -	45.0 CU FT (APPROX)

BILL OF MATERIAL

LUMBER	LINEAR FEET	BOARD FEET
1" X 4"	94.00	31.00
NAILS	NO. REQD	POUNDS
6d (2")	152	1
PALLET, 40" X 48" - - - - -	1 REQD - - - - -	80 LBS
STEEL STRAPPING, 3/4" - - - - -	85.70' REQD - - - - -	7.60 LBS
SEAL FOR 3/4" STRAPPING - - - - -	6 REQD - - - - -	NIL
STAPLE, 15/16" X 3/4" - - - - -	24 REQD - - - - -	NIL



HORIZONTAL PIECE, 1" X 4" X 51"
(4 REQD). NAIL TO THE VERTICAL
PIECES W/3-6d NAILS AT EACH JOINT.

VERTICAL PIECE, 1" X 4"
X 31-1/4" (4 REQD).

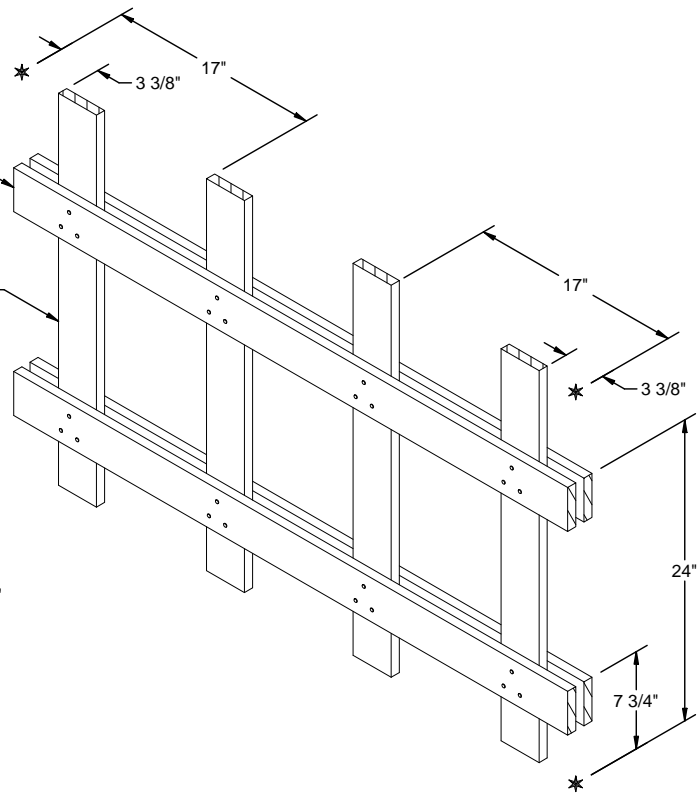
FILL PIECE, 1" X 4" X 6-1/2"
(2 REQD). NAIL TO THE
VERTICAL PIECE W/3-6d
NAILS.

VERTICAL PIECE, 2" X 4"
X BOX HEIGHT (2 REQD).

HORIZONTAL PIECE, 2" X 4" X
BOX LENGTH MINUS 1-1/2"
(6 REQD). NAIL TO THE VER-
TICAL PIECES W/2-10d NAILS
AT EACH END.

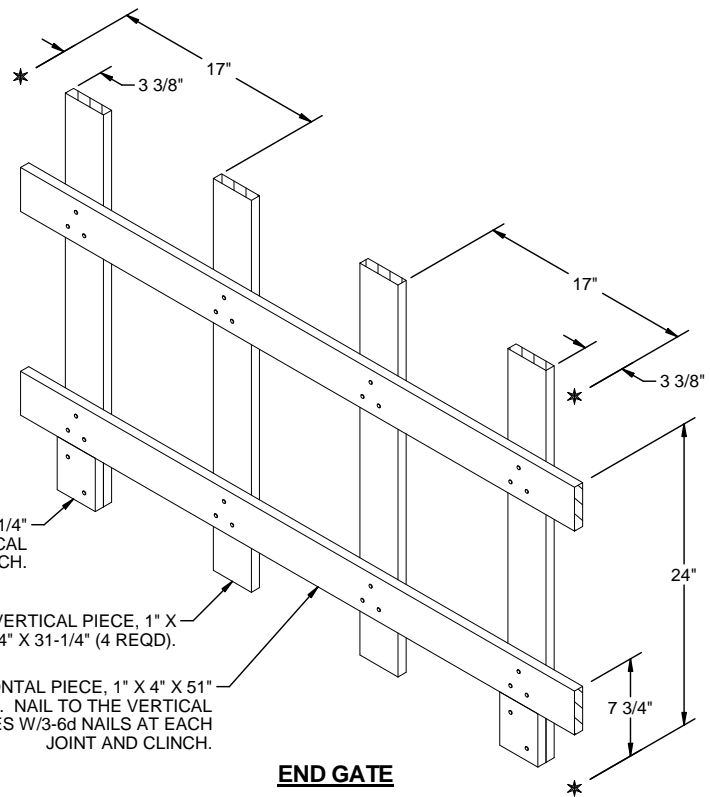
FILLER ASSEMBLY

(FOR MINUS ONE BOX)



SPACER ASSEMBLY

(2 REQD)
SEE GENERAL NOTE "M" ON PAGE 3.



SUPPORT PIECE, 1" X 4" X 4-1/4"
(2 REQD). NAIL TO VERTICAL
PIECE W/2-6d NAILS AND CLINCH.

VERTICAL PIECE, 1" X
4" X 31-1/4" (4 REQD).

HORIZONTAL PIECE, 1" X 4" X 51"
(2 REQD). NAIL TO THE VERTICAL
PIECES W/3-6d NAILS AT EACH
JOINT AND CLINCH.

END GATE

(2 REQD)
SEE GENERAL NOTE "M" ON PAGE 3.