

APPENDIX 8D

UNITIZATION PROCEDURES FOR BOXED AMMUNITION AND COMPONENTS ON 4-WAY ENTRY PALLETS

CARTRIDGE, CALIBER .30, PACKED VARIOUS
QUANTITIES PER WOODEN BOX, 18 BOXES PER
35" X 45-1/2" PALLET; APPROX BOX SIZE
15-1/8" L X 13-1/4" W X 11-1/8" H

NOTICE: THIS APPENDIX CANNOT STAND ALONE BUT MUST BE USED IN CONJUNCTION WITH
THE BASIC UNITIZATION PROCEDURES DRAWING 19-48-4116-20PA1002.

DISTRIBUTION STATEMENT A.

APPROVED FOR PUBLIC RELEASE:
DISTRIBUTION IS UNLIMITED.

U. S. ARMY MATERIEL COMMAND DRAWING				
APPROVED, U. S. ARMY ARMAMENT, MUNITIONS AND CHEMICAL COMMAND <i>NLH</i> <i>David C. Perko</i> SMCAR-ESK	DRAFTSMAN ENGINEER SANDRA M. SCHULTZ	BETTY J. KUNDERT SANDRA M. SCHULTZ		
<i>Timothy J. Lee</i> AMSMC-TMJ	SUPPLY ENGINEERING DIVISION <i>T. J. Michel</i>	TRANSPORTATION ENGINEERING DIVISION <i>W. J. Jurek</i>	VALIDATION ENGINEERING DIVISION <i>ACM [unclear]</i>	
APPROVED BY ORDER OF COMMANDING GENERAL, U. S. ARMY MATERIEL COMMAND <i>William L. Boyd</i>	LOGISTICS ENGINEERING OFFICE <i>William J. Ernst</i> APRIL 1980			
U. S. ARMY DEFENSE AMMUNITION CENTER AND SCHOOL	CLASS	DIVISION	DRAWING	FILE
REVISION NO. 1 AUGUST 1994	19	48	4116/ 8D	20PA 1002
SEE THE REVISION LISTING ON PAGE 2				

DO NOT SCALE

PALLET UNIT DATA				
ITEMS INCLUDED		HAZARD CLASS AND DIVISION ●		APPROX WEIGHT LBS
NSN	DODIC	OD CLASS	COMP GROUP	
1305-				
00-028-6513	A209	1.4	S	1,703
00-028-6535	A212	1.4	S	1,433
00-028-6549	A230	1.4	S	1,577
00-028-6550	A231	1.4	S	1,433
00-028-6527	A237	1.4	S	1,433

● HAZARD CLASSIFICATION DATA CONTAINED IN THE ABOVE CHART IS FOR GUIDANCE AND INFORMATIONAL PURPOSES ONLY. VERIFICATION OF THE SPECIFIED DATA SHOULD BE MADE BY CONSULTING THE MOST RECENT JOINT HAZARD CLASSIFICATION SYSTEM LISTING OR OTHER APPROVED LISTING(S).

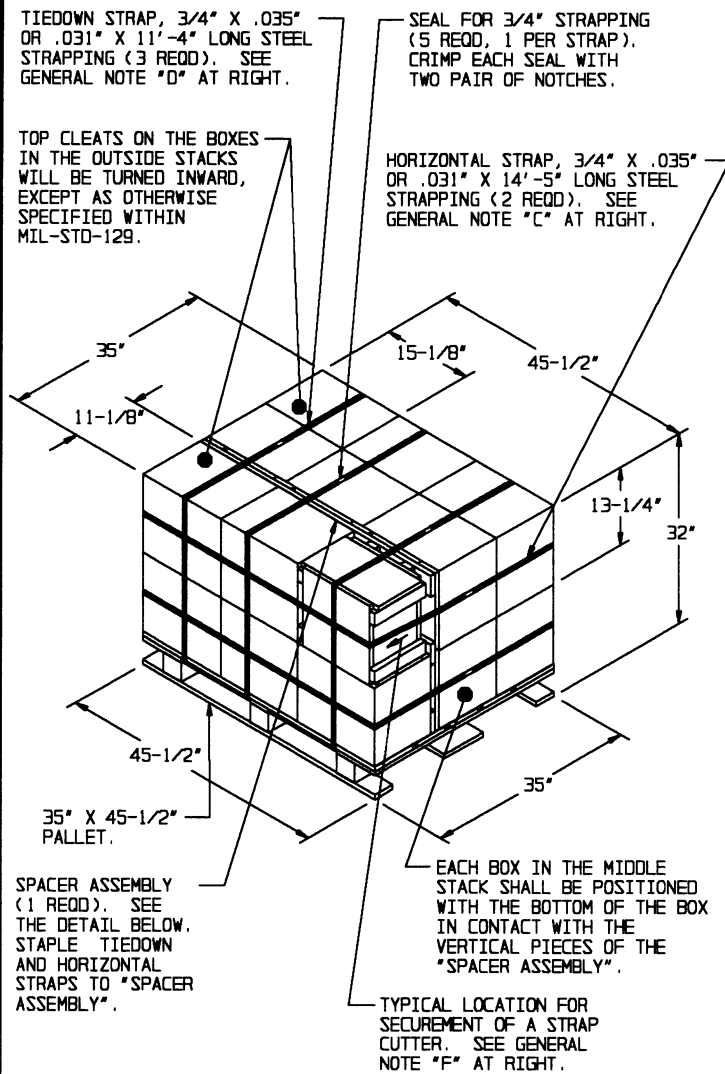
REVISION

REVISION NO. 1, DATED AUGUST 1994, CONSISTS OF:

1. ADDING ITEM BY NATIONAL STOCK NUMBER TO THE "PALLET UNIT DATA" CHART.

GENERAL NOTES

- A. THIS APPENDIX CANNOT STAND ALONE BUT MUST BE USED IN CONJUNCTION WITH THE BASIC UNITIZATION PROCEDURES DRAWING 19-48-4116-20PA1002. TO PRODUCE AN APPROVED UNIT LOAD, ALL PERTINENT PROCEDURES, SPECIFICATIONS AND CRITERIA SET FORTH WITHIN THE BASIC DRAWING WILL APPLY TO THE PROCEDURES DELINEATED IN THIS APPENDIX. ANY EXCEPTIONS TO THE BASIC PROCEDURES ARE SPECIFIED IN THIS APPENDIX.
- B. DIMENSIONS, CUBE AND WEIGHT OF A PALLET UNIT WILL VARY SLIGHTLY DEPENDING UPON THE ACTUAL DIMENSIONS OF THE BOXES AND THE WEIGHT OF THE SPECIFIC ITEM BEING UNITIZED.
- C. INSTALL EACH HORIZONTAL STRAP TO ENCIRCLE A LAYER OF BOXES ON THE PALLET. HORIZONTAL STRAPS MUST BE TENSIONED AND SEALED PRIOR TO THE APPLICATION OF TIEDOWN STRAPS.
- D. INSTALL EACH TIEDOWN STRAP TO PASS UNDER THE TOP DECK BOARDS OF THE PALLET. TIEDOWN STRAPS WILL NOT BE APPLIED UNTIL THE HORIZONTAL STRAPS HAVE BEEN TENSIONED AND SEALED.
- E. THE FOLLOWING AMC DRAWINGS ARE APPLICABLE FOR OUTLOADING AND STORAGE OF THE ITEMS COVERED BY THIS APPENDIX.
 - CARLOADING - - - - - 19-48-4115-5PA1002
 - TRUCKLOADING - - - - - 19-48-4117-11PA1003
 - STORAGE - - - - - 19-48-4118-1-2-3-4-14-22PA1002
 - END OPENING ISO CONTAINER - - - - - 19-48-4153-15PA1002
 - MILVAN - - - - - 19-48-4166-15PA1003
 - SIDE OPENING ISO CONTAINER - - - - - 19-48-4267-15PA1009
- F. FOR METHOD OF SECURING A STRAP CUTTER TO THE PALLET UNIT, SEE AMC DRAWING 19-48-4127-20P1000.
- G. IF ITEMS COVERED HEREIN ARE UNITIZED PRIOR TO ISSUANCE OF THIS APPENDIX, THE BOXES NEED NOT BE REUNITIZED SOLELY TO CONFORM TO THIS APPENDIX.
- H. THE UNITIZATION PROCEDURES DEPICTED HEREIN MAY ALSO BE USED FOR UNITIZING .30 CALIBER CARTRIDGES WHEN IDENTIFIED BY DIFFERENT NATIONAL STOCK NUMBERS (NSN) THAN WHAT IS SHOWN ON PAGE 2, PROVIDED THE BOX PACK DOES NOT VARY FROM WHAT IS DELINEATED HEREIN. THE EXPLOSIVE CLASSIFICATION OF OTHER ITEMS MAY BE DIFFERENT THAN WHAT IS SHOWN.
- J. THE STYLE 1A PALLET DELINEATED IN THE DETAIL AT LEFT NEED NOT HAVE CHAMFERS OR STRAP SLOTS AS SPECIFIED WITHIN MILITARY SPECIFICATION MIL-P-15011 WHEN USED FOR UNITIZATION OF THE ITEMS COVERED BY THIS APPENDIX.



PALLET UNIT

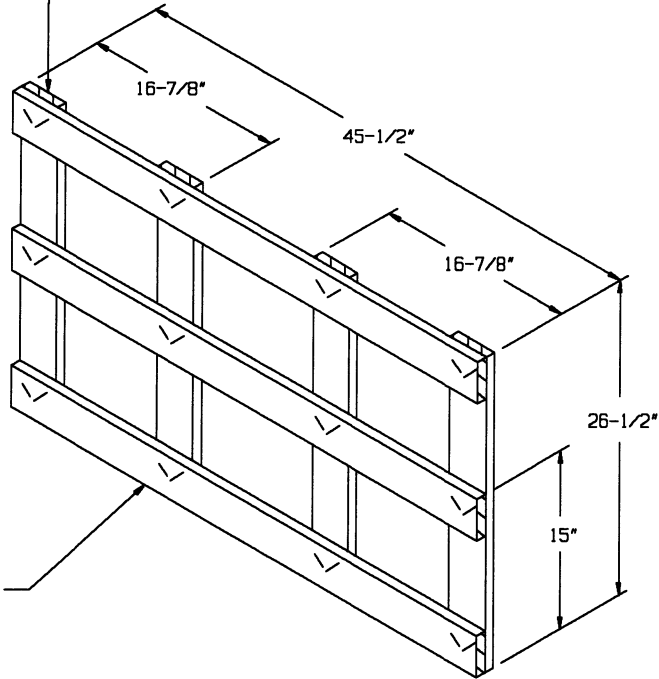
SEE GENERAL NOTE "B" AT RIGHT.

18 BOXES OF .30 CALIBER CARTRIDGE
 (VARIOUS QUANTITIES PER BOX) AT 90 LBS - - - - - 1,620 LBS (APPROX)
 DUNNAGE - - - - - 18 LBS
 PALLET - - - - - 65 LBS

TOTAL WEIGHT - - - - - 1,703 LBS (APPROX)
 CUBE - - - - - 29.5 CU FT (APPROX)

BILL OF MATERIAL		
LUMBER	LINEAR FEET	BOARD FEET
1" X 4"	20.21	6.74
NAILS	NO. REQD	POUNDS
6d(2")	24	0.14
PALLET, 35" X 45-1/2" - - - 1 REQD - - - - - 65 LBS		
STEEL STRAPPING, 3/4" - 62.52' REQD - - - - 4.47 LBS		
SEAL FOR 3/4" STRAPPING - - 5 REQD - - - - - NIL		
STAPLE - - - - - 7 REQD - - - - - NIL		

VERTICAL PIECE, 1" X 4" X 26-1/2"
(4 REQD). NAIL TO HORIZONTAL
PIECES W/2-6d NAILS AT EACH
LOCATION AND CLINCH.



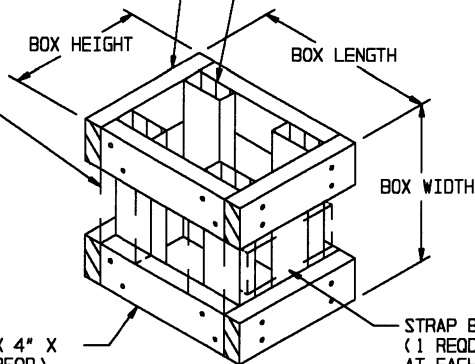
HORIZONTAL PIECE, 1" X
4" X 45-1/2" (3 REQD).

SPACER ASSEMBLY

(1 REQD)

LATERAL PIECE, 2" X 4" X BOX
HEIGHT (4 REQD). NAIL TO
VERTICAL PIECES W/2-10d NAILS
AT EACH END.

VERTICAL PIECE, 2" X 4" X
BOX WIDTH (4 REQD).



SUPPORT PIECE, 2" X 4" X CUT-TO-FIT
IN LENGTH (AS REQD). NAIL TO A
VERTICAL PIECE W/2-10d NAILS. NOTE:
WHEN A UNIT HAS MORE THAN SIX (6)
BOXES OMITTED, THE FILLER ASSEMBLY
OR ASSEMBLIES LOCATED IN AN OUTER
STACK ON THE 45-1/2" SIDE OF THE
PALLET WILL REQUIRE SUPPORT PIECES
AS SHOWN.

LONGITUDINAL PIECE, 2" X 4" X
BOX LENGTH MINUS 3" (4 REQD).
NAIL TO VERTICAL PIECES W/2-10d
NAILS AT EACH END.

STRAP BEARING PIECE, 1" X 4" X BOX HEIGHT MINUS 3"
(1 REQD). NAIL TO THE VERTICAL PIECES W/2-6d NAILS
AT EACH END. NOTE: WHEN A UNIT HAS MORE THAN TWO
(2) BOXES OMITTED, THE FILLER ASSEMBLY OR ASSEMBLIES
LOCATED IN AN OUTER STACK ON THE 35" SIDE OF THE
PALLET WILL REQUIRE A "STRAP BEARING PIECE" AS SHOWN.
STAPLE STRAP TO THE "STRAP BEARING PIECE".

FILLER ASSEMBLY

(FOR MINUS ONE BOX)