

APPENDIX 57

UNITIZATION PROCEDURES FOR BOXED AMMUNITION AND COMPONENTS ON 4-WAY ENTRY PALLETS

FUZE, BOMB, NOSE, PACKED 25 PER WOODEN BOX,
UNITIZED 16 BOXES PER 35" X 45 $\frac{1}{2}$ " PALLET;
APPROX BOX SIZE 20 $\frac{1}{4}$ " L X 18 $\frac{3}{4}$ " W X 7 $\frac{1}{2}$ " H

PALLET UNIT DATA						
ITEMS INCLUDED		HAZARD CLASSIFICATION				WEIGHT (LBS)
NSN	DODIC	DOT CLASS	CG CLASS	QD CLASS	COMP GROUP	
1325-00-028-5510	F826	C	III	(04)1.2	B	1,044

NOTICE: THIS APPENDIX CANNOT STAND ALONE BUT MUST BE USED IN CONJUNCTION WITH THE BASIC UNITIZATION PROCEDURES DRAWING 19-48-4116-20PA1002.

REVISIONS				DRAFTSMAN JmH/mek	PROJ ENG J.B.F./kew
				CHECKER RSW	LOG ENGRG OFFICE John Byrd
APPROVED, U. S. ARMY ARMAMENT MATERIEL READINESS COMMAND					
DRBAR-MAD			DRBAR-TMD		
APPROVED BY ORDER OF COMMANDING GENERAL, U. S. ARMY MATERIEL DEVELOPMENT AND READINESS-COMMAND (DARCOM)					
U. S. ARMY DEFENSE AMMUNITION CENTER AND SCHOOL					
U. S. ARMY DARCOM DRAWING					
MAY 1980					
CLASS	DIVISION	DRAWING	FILE		
19	48	4116/57	20PA 1002		

DO NOT SCALE

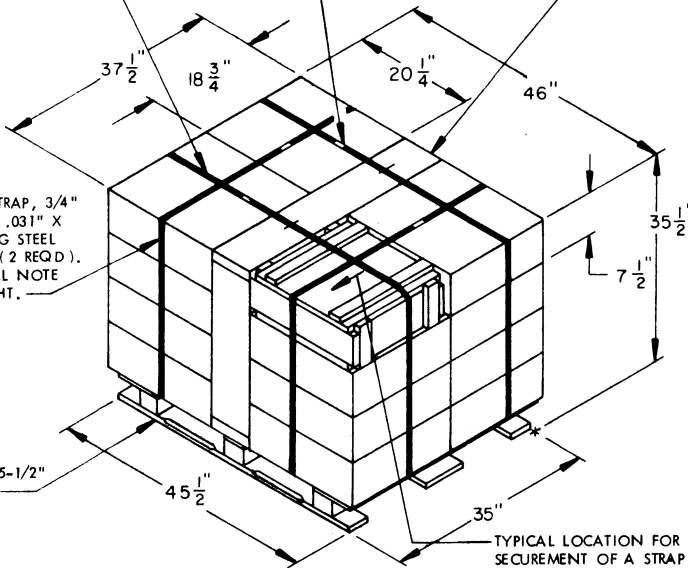
SEAL FOR 3/4" STRAPPING (4 REQD, 1 PER STRAP). CRIMP EACH SEAL WITH TWO PAIR OF NOTCHES.

LOAD STRAP, 3/4" X .035" OR .031" X 13'-9" LONG STEEL STRAPPING (2 REQD). SEE GENERAL NOTE "C" AT RIGHT.

SPACER ASSEMBLY (1 REQD). SEE THE DETAIL BELOW. NAIL TO PALLET DECK W/4-10d NAILS. STAPLE LOAD STRAP TO "SPACER ASSEMBLY".

TIEDOWN STRAP, 3/4" X .035" OR .031" X 12'-4" LONG STEEL STRAPPING (2 REQD). SEE GENERAL NOTE "D" AT RIGHT.

35" X 45-1/2" PALLET.



TYPICAL LOCATION FOR SECUREMENT OF A STRAP CUTTER. SEE GENERAL NOTE "F" AT RIGHT.

PALLET UNIT

SEE GENERAL NOTE "B" AT RIGHT.

16 BOXES OF BOMB FUZE (25 PER BOX) @ 59 LBS ----- 944 LBS (APPROX)
 DUNNAGE ----- 35 LBS
 PALLET ----- 65 LBS

TOTAL WEIGHT ----- 1,044 LBS (APPROX)
 CUBE ----- 35.4 CU FT (APPROX)

GENERAL NOTES

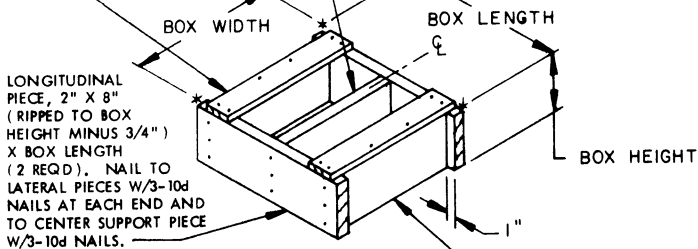
- A. THIS APPENDIX CANNOT STAND ALONE BUT MUST BE USED IN CONJUNCTION WITH THE BASIC UNITIZATION PROCEDURES DRAWING 19-48-4116-20PA1002. TO PRODUCE AN APPROVED UNIT LOAD, ALL PERTINENT PROCEDURES, SPECIFICATIONS AND CRITERIA SET FORTH WITHIN THE BASIC DRAWING WILL APPLY TO THE PROCEDURES DELINEATED IN THIS APPENDIX. ANY EXCEPTIONS TO THE BASIC PROCEDURES ARE SPECIFIED IN THIS APPENDIX.
- B. DIMENSIONS, CUBE AND WEIGHT OF A PALLET UNIT WILL VARY SLIGHTLY DEPENDING UPON THE ACTUAL DIMENSIONS OF THE BOXES AND THE WEIGHT OF THE SPECIFIC ITEM BEING UNITIZED.
- C. THE LOAD STRAPS MAY BE THREADED THROUGH THE STRAP SLOTS OF A PALLET OR PRE-POSITIONED ON THE PALLET DECK PRIOR TO PLACING BOXES ON THE PALLET.
- D. INSTALL EACH TIEDOWN STRAP TO PASS UNDER THE TOP DECK BOARDS OF THE PALLET AND TO BE LOCATED AS SHOWN. TIEDOWN STRAPS WILL BE TENSIONED AND SEALED PRIOR TO LOAD STRAPS.
- E. THE FOLLOWING DARCOM DRAWINGS ARE APPLICABLE FOR OUT-LOADING AND STORAGE OF THE ITEMS COVERED BY THIS APPENDIX.
 - CARLOADING ----- DRAWING 19-48-4115-5PA1002
 - TRUCKLOADING ----- DRAWING 19-48-4117-11PA1003
 - STORAGE ----- DRAWING 19-48-4118-1-2-14-22PA1002.
- F. FOR METHOD OF SECURING A STRAP CUTTER TO THE PALLET UNIT, SEE DARCOM DRAWING 19-48-4127-20P1000.
- G. IF ITEMS COVERED HEREIN ARE UNITIZED PRIOR TO ISSUANCE OF THIS APPENDIX, THE BOXES NEED NOT BE REUNITIZED SOLELY TO CONFORM TO THIS APPENDIX.
- H. THE UNITIZATION PROCEDURES DEPICTED HEREIN MAY BE USED FOR UNITIZING BOMB FUZES WHEN IDENTIFIED BY DIFFERENT NATIONAL STOCK NUMBERS (NSN) THAN WHAT IS SHOWN ON THE TITLE PAGE, PROVIDED THE BOX PACK DOES NOT VARY FROM WHAT IS DELINEATED HEREIN. THE EXPLOSIVE CLASSIFICATION OF OTHER ITEMS MAY BE DIFFERENT THAN WHAT IS SHOWN.

BILL OF MATERIAL

LUMBER	LINEAR FEET	BOARD FEET
2" X 6"	15.13	15.13
NAILS	NO. REQD	POUNDS
10d (3")	23	0.35
PALLET, 35" X 45-1/2" -----	1 REQD -----	65 LBS
STEEL STRAPPING, 3/4" -----	52.17 REQD -----	3,73 LBS
SEAL FOR 3/4" STRAPPING -----	4 REQD -----	NIL
STAPLE -----	2 REQD -----	NIL

TIE PIECE, 1" X 4" X BOX WIDTH (2 REQD). NAIL TO LONGITUDINAL PIECES W/2-6d NAILS AT EACH END AND TO LATERAL PIECE W/2-6d NAILS.

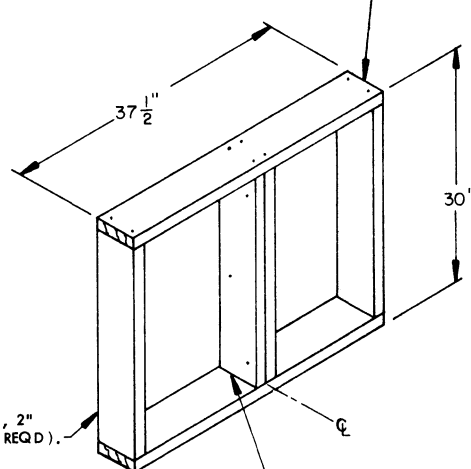
CENTER SUPPORT PIECE, 2" X 8" (RIPPED TO BOX HEIGHT MINUS 3/4") X BOX WIDTH MINUS 3" (1 REQD).



FILLER ASSEMBLY

(FOR MINUS ONE BOX)

HORIZONTAL PIECE, 2" X 6" X 36-3/4" (2 REQD). NAIL TO VERTICAL PIECE W/2-10d NAILS AT EACH END AND TO SUPPORT PIECE W/4-10d NAILS.



SPACER ASSEMBLY

(1 REQD)

SUPPORT PIECE, 2" X 6" X 27" DOUBLED (1 REQD). LAMINATE W/3-10d NAILS.