

# APPENDIX 43N

## UNITIZATION PROCEDURES\* FOR BOXED AMMUNITION AND COMPONENTS ON 4-WAY ENTRY PALLET

**CARTRIDGE, 81MM, PACKED 3 PER METAL  
BOX, PA156, UNITIZED 21 BOXES PER 40" x 48"  
PALLET; APPROX BOX SIZE 14-11/32" L X  
5-3/4" W X 22-7/8" H**

\* FOR MARINE CORPS USE ONLY

**NOTICE: THIS APPENDIX CANNOT STAND ALONE BUT MUST BE USED IN CONJUNCTION WITH  
THE BASIC UNITIZATION PROCEDURES DRAWING 19-48-4116-20PA1002.**

**DISTRIBUTION STATEMENT A:**

APPROVED FOR PUBLIC RELEASE;  
DISTRIBUTION IS UNLIMITED.

### U.S. ARMY MATERIEL COMMAND DRAWING

<p style="font-size: small;">APPROVED, U.S. ARMY OPERATIONS SUPPORT COMMAND</p> <p style="font-size: x-large; font-family: cursive;"><i>David C. Rishoud</i></p> <p style="font-size: x-small;">AMSTA-AR-WEP-RP</p>	<p>CAUTION: VERIFY PRIOR TO USE AT WWW.DAC.ARMY.MIL/DET THAT THIS IS THE MOST CURRENT VERSION OF THIS DOCUMENT. THIS IS PAGE 1 OF 4.</p>		
<p style="font-size: x-large; font-family: cursive;"><i>Randie Unsers</i></p> <p style="font-size: x-small;">SOS-TM</p> <p style="font-size: small;">APPROVED BY ORDER OF COMMANDING GENERAL, U.S. ARMY MATERIEL COMMAND</p> <p style="font-size: x-large; font-family: cursive;"><i>[Signature]</i></p> <p style="font-size: x-small;">U.S. ARMY DEFENSE AMMUNITION CENTER</p>	DO NOT SCALE		DECEMBER 1992
	ENGINEER OR TECHNICIAN	BASIC REV.	SANDRA SCHULTZ RANDIE UNSER
	TRANSPORTATION ENGINEERING DIVISION	<i>[Signature]</i>	
	VALIDATION ENGINEERING DIVISION	<i>[Signature]</i> TESTED	
ENGINEERING DIRECTORATE	<i>[Signature]</i>		CLASS    DIVISION    DRAWING    FILE
	19	48	4116/ 43N    20PA1002

PALLET UNIT DATA				
ITEMS INCLUDED		● HAZARD CLASS AND DIVISION	● COMPAT- ABILITY GROUP	APPROX WEIGHT LBS
NSN	DODIC			
1315-				
01-353-7618	C868	1. 2. 1	E	1, 187
01-357-6160	C868	1. 1	E	1, 292
01-353-7619	C869	1. 2. 1	E	1, 187
01-357-6159	C869	1. 1	E	1, 292
01-354-4916	C875	1. 4	C	1, 208

● HAZARD CLASSIFICATION DATA CONTAINED IN THE ABOVE CHART IS FOR GUIDANCE AND INFORMATIONAL PURPOSES ONLY. VERIFICATION OF THE SPECIFIED DATA SHOULD BE MADE BY CONSULTING THE MOST RECENT JOINT HAZARD CLASSIFICATION SYSTEM LISTING OR OTHER APPROVED LISTING(S).

### REVISIONS

REVISION NO. 1, DATED FEBRUARY 1994, CONSISTS OF:

1. ADDING ITEM BY NATIONAL STOCK NUMBER TO THE "PALLET UNIT DATA" CHART.

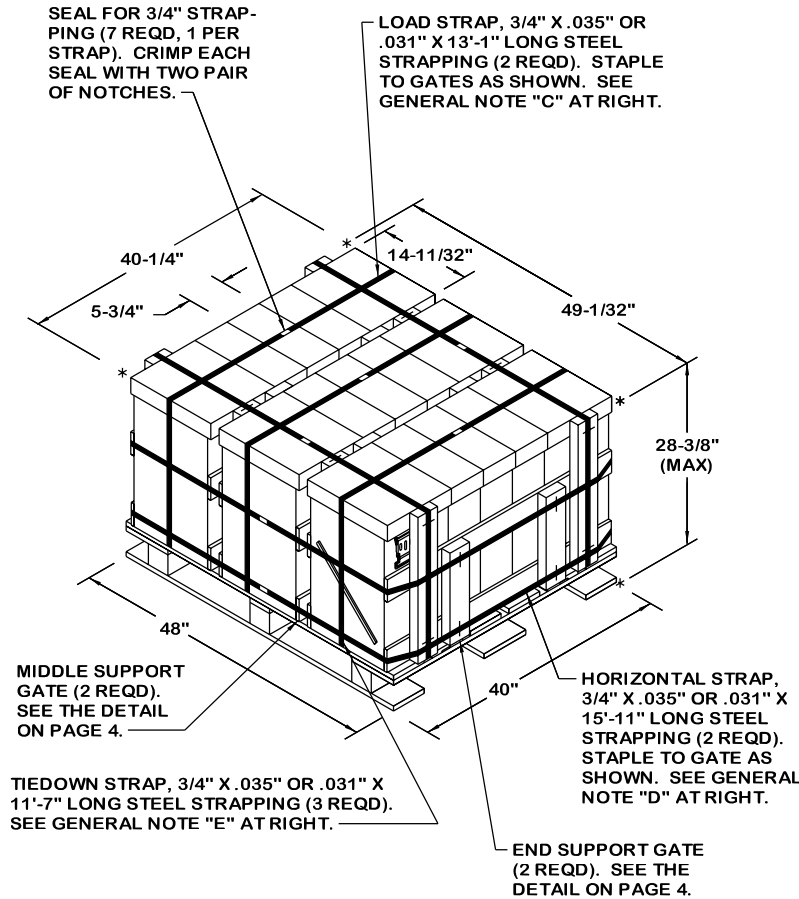
REVISION NO. 2, DATED NOVEMBER 1995, CONSISTS OF:

1. MODIFYING BOX SIZE.
2. ADDING A NOTE TO PAGES 3 AND 4.

REVISION NO. 3, DATED SEPTEMBER 2002, CONSISTS OF:

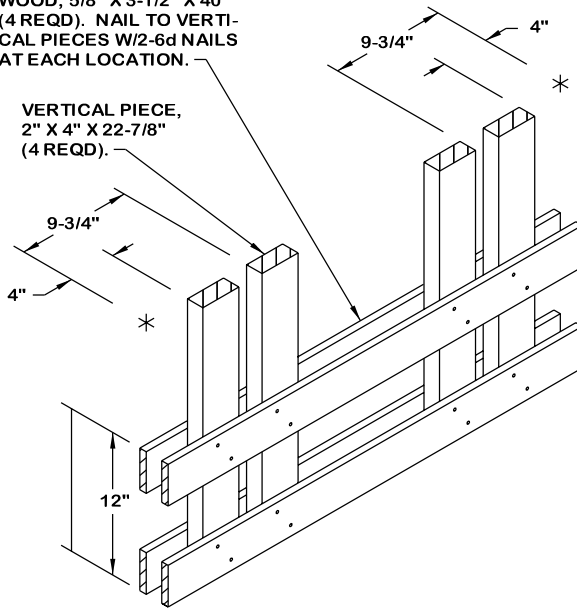
1. CHANGING DODIC AND HAZARD CLASSIFICATION DATA FOR SPECIFIED NATIONAL STOCK NUMBERS IN THE "PALLET UNIT DATA" CHART.
2. MODIFYING END AND MIDDLE SUPPORT GATES.
3. ADDING HORIZONTAL STRAP.

**GENERAL NOTES**



HORIZONTAL PIECE, PLYWOOD, 5/8" X 3-1/2" X 40" (4 REQD). NAIL TO VERTICAL PIECES W/2-6d NAILS AT EACH LOCATION.

VERTICAL PIECE, 2" X 4" X 22-7/8" (4 REQD).



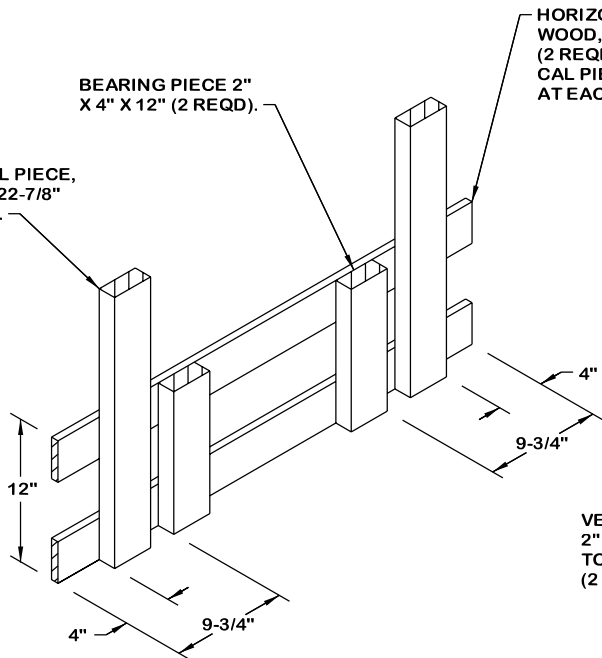
**MIDDLE SUPPORT GATE**

(SEE GENERAL NOTE "M" ON PAGE 3)

BEARING PIECE 2" X 4" X 12" (2 REQD).

VERTICAL PIECE, 2" X 4" X 22-7/8" (2 REQD).

HORIZONTAL PIECE, PLYWOOD, 5/8" X 3-1/2" X 40" (2 REQD). NAIL TO VERTICAL PIECES W/2-6d NAILS AT EACH LOCATION.



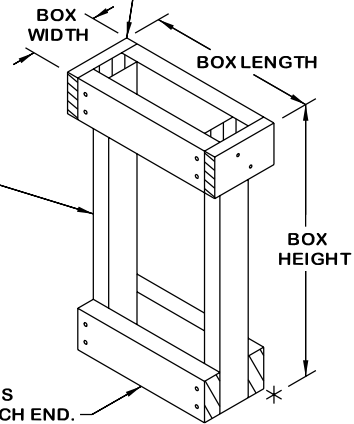
**END SUPPORT GATE**

(SEE GENERAL NOTE "M" ON PAGE 3)

FILL PIECE, 1" X 4" X 5-3/4" (2 REQD). NAIL TO THE VERTICAL PIECE W/2-6d NAILS.

VERTICAL PIECE, 2" X 4" (RIPPED TO FIT) X 22-7/8" (2 REQD).

HORIZONTAL PIECE, 2" X 4" X 12-13/16" (4 REQD). NAIL TO THE VERTICAL PIECES W/2-10d NAILS AT EACH END.



**FILLER ASSEMBLY**

(FOR MINUS ONE BOX)