

APPENDIX 43G

UNITIZATION PROCEDURES FOR BOXED AMMUNITION AND COMPONENTS ON 4-WAY ENTRY PALLETS

CARTRIDGE, 81MM, PACKED 3 PER WOODEN BOX,
UNITIZED 42 BOXES PER 42" X 53" PALLET;
APPROX BOX SIZE 30-9/16" L X 13-13/16" W
X 6-21/32" H

NOTICE: THIS APPENDIX CANNOT STAND ALONE BUT MUST BE USED IN CONJUNCTION WITH
THE BASIC UNITIZATION PROCEDURES DRAWING 19-48-4116-20PA1002.

DISTRIBUTION STATEMENT A.

APPROVED FOR PUBLIC RELEASE;
DISTRIBUTION IS UNLIMITED.

U. S. ARMY MATERIEL COMMAND DRAWING			
APPROVED, U. S. ARMY ARMAMENT, MUNITIONS AND CHEMICAL COMMAND <i>W.H.</i> <i>David G. Peshout Jim Fore</i> AMSTA-AR-ESK AMSMC-TM.	DRAFTSMAN	BETTY J. KUNDERT	
	ENGINEER	SANDRA M. SCHULTZ	
	SUPPLY ENGINEERING DIVISION	TRANSPORTATION ENGINEERING DIVISION	VALIDATION ENGINEERING DIVISION
	<i>T. J. Michels</i>	<i>Laura G. Fuller</i>	<i>J. H. Keaton</i>
APPROVED BY ORDER OF COMMANDING GENERAL, U. S. ARMY MATERIEL COMMAND <i>William F Ernst</i> U. S. ARMY DEFENSE AMMUNITION CENTER AND SCHOOL	LOGISTICS ENGINEERING OFFICE <i>William F Ernst</i>		
	MARCH 1983		
	CLASS	DIVISION	DRAWING
REVISION NO. 2	JANUARY 1995	19	48
SEE THE REVISION LISTING ON PAGE 2		4116/ 43G	20PA 1002

DO NOT SCALE

PALLET UNIT DATA				
ITEMS INCLUDED		HAZARD CLASS AND DIVISION ●		APPROX WEIGHT LBS
NSN	DODIC	OD CLASS	COMP GROUP	
1315-				
00-028-4964	C226	(08)1.2	G	2,392
00-143-7048	C226	(08)1.2	G	2,392
00-143-7122	C226	(08)1.2	G	2,392
00-164-5290	C226	(08)1.2	G	2,392
00-164-5339	C226	(08)1.2	G	2,392
01-277-5554	C226	(08)1.2	G	2,392

● HAZARD CLASSIFICATION DATA CONTAINED IN THE ABOVE CHART IS FOR GUIDANCE AND INFORMATIONAL PURPOSES ONLY. VERIFICATION OF THE SPECIFIED DATA SHOULD BE MADE BY CONSULTING THE MOST RECENT JOINT HAZARD CLASSIFICATION SYSTEM LISTING OR OTHER APPROVED LISTING(S).

REVISIONS

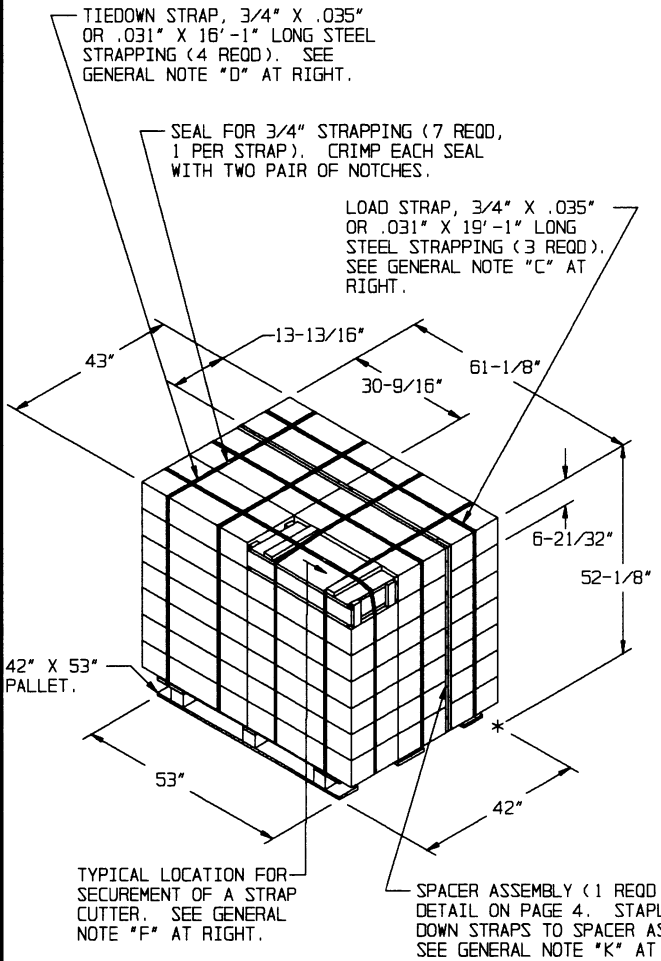
REVISION NO. 1, DATED MAY 1984, CONSISTS OF:

1. UPDATING DRAWING FORMAT

REVISION NO. 2, DATED JANUARY 1995, CONSISTS OF:

1. CHANGING THE WEIGHT OF THE CONTAINER.
2. ADDING NATIONAL STOCK NUMBERS TO THE "PALLET UNIT DATA" CHART.

GENERAL NOTES



PALLET UNIT

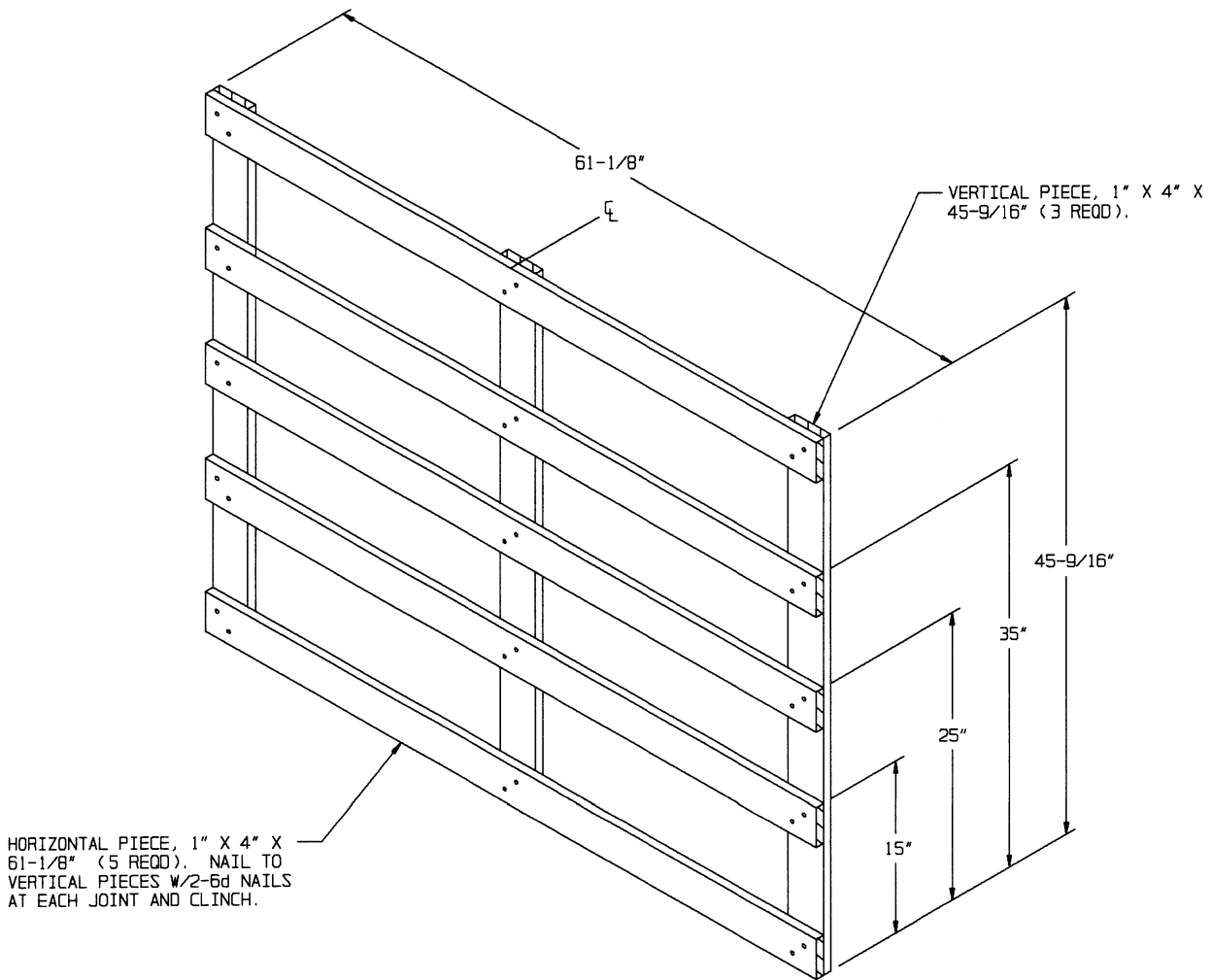
SEE GENERAL NOTE "B" AT RIGHT.

42 BOXES OF 81MM CARTRIDGES (3 PER BOX) AT 54 LBS	-----	2,268 LBS (APPROX)
DUNNAGE	-----	34 LBS
PALLET	-----	90 LBS

TOTAL WEIGHT	-----	2,392 LBS (APPROX)
CUBE	-----	79.3 CU FT (APPROX)

BILL OF MATERIAL		
LUMBER	LINEAR FEET	BOARD FEET
1" X 4"	36.85	12.28
NAILS	NO. REOD	POUNDS
6d (2")	30	0.18
PALLET, 42" X 53"	----- 1 REOD	----- 90 LBS
STEEL STRAPPING, 3/4"	----- 121.58' REOD	----- 8.68 LBS
SEAL FOR 3/4" STRAPPING	----- 7 REOD	----- NIL
STAPLE, 15/16 X 3/4"	----- 4 REOD	----- NIL

- A. THIS APPENDIX CANNOT STAND ALONE BUT MUST BE USED IN CONJUNCTION WITH THE BASIC UNITIZATION PROCEDURES DRAWING 19-48-4116-20PA1002. TO PRODUCE AN APPROVED UNIT LOAD, ALL PERTINENT PROCEDURES, SPECIFICATIONS AND CRITERIA SET FORTH WITHIN THE BASIC DRAWING WILL APPLY TO THE PROCEDURES DELINEATED IN THIS APPENDIX. ANY EXCEPTIONS TO THE BASIC PROCEDURES ARE SPECIFIED IN THIS APPENDIX.
- B. DIMENSIONS, CUBE AND WEIGHT OF A PALLET UNIT WILL VARY SLIGHTLY DEPENDING UPON THE ACTUAL DIMENSIONS OF THE BOXES AND THE WEIGHT OF THE SPECIFIC ITEM BEING UNITIZED.
- C. THE LOAD STRAPS MUST BE PRE-POSITIONED ON THE PALLET DECK PRIOR TO PLACING BOXES ON THE PALLET. LOAD STRAPS WILL NOT BE APPLIED UNTIL THE TIEDOWN STRAPS HAVE BEEN TENSIONED AND SEALED.
- D. INSTALL EACH TIEDOWN STRAP TO PASS UNDER THE DECK/STRINGER BOARDS OF THE PALLET AND TO BE LOCATED AS SHOWN. TIEDOWN STRAPS MUST BE TENSIONED AND SEALED PRIOR TO THE APPLICATION OF THE LOAD STRAPS.
- E. THE FOLLOWING AMC DRAWINGS ARE APPLICABLE FOR OUTLOADING AND STORAGE OF THE ITEMS COVERED BY THIS APPENDIX.
 - CARLOADING - - - - 19-48-4115-SPA1002
 - TRUCKLOADING - - - - 19-48-4117-11PA1003
 - STORAGE - - - - - 19-48-4118-1-2-3-4-14-22PA1002
 - END OPENING ISO CONTAINER - - - - 19-48-4153-15PA1002
 - MILVAN - - - - - 19-48-4166-15PA1003
 - SIDE OPENING ISO CONTAINER - - - - 19-48-4267-15PA1009
- F. FOR METHOD OF SECURING A STRAP CUTTER TO THE PALLET UNIT, SEE AMC DRAWING 19-48-4127-20P1000.
- G. IF ITEMS COVERED HEREIN ARE UNITIZED PRIOR TO ISSUANCE OF THIS APPENDIX, THE BOXES NEED NOT BE REUNITIZED SOLELY TO CONFORM TO THIS APPENDIX.
- H. THE UNITIZATION PROCEDURES DEPICTED HEREIN MAY ALSO BE USED FOR UNITIZING 81MM CARTRIDGES WHEN IDENTIFIED BY DIFFERENT NATIONAL STOCK NUMBERS (NSN) THAN WHAT IS SHOWN ON PAGE 2, PROVIDED THE BOX PACK DOES NOT VARY FROM WHAT IS DELINEATED HEREIN. THE EXPLOSIVE CLASSIFICATION OF OTHER ITEMS MAY BE DIFFERENT THAN WHAT IS SHOWN.
- J. WHEN THE UNIT LOAD DEPICTED AT LEFT IS TO BE USED FOR UNITIZING MARINE CORPS AMMUNITION, TWO LAYERS OF BOXES MUST BE OMITTED, TIEDOWN STRAP LENGTHS MUST BE DECREASED TO 13'-10", AND LOAD STRAP ASSEMBLY VERTICAL PIECES MUST BE SHORTENED TO 32-1/2" AND ONE HORIZONTAL PIECE MUST BE OMITTED. THIS WILL RESULT IN AN OVERALL UNIT HEIGHT OF 38-3/4", A GROSS UNIT WEIGHT OF 1,740 POUNDS, AND A UNIT CUBE OF 58.9 CUBIC FEET. ADDITIONALLY, THE UNIT MAY BE MODIFIED AS DESCRIBED WHEN BEING SHIPPED BY MILVAN OR SIDE OR END OPENING INTERMODAL FREIGHT CONTAINER. THE DETERMINATION TO REDUCE THE LOAD BY A LAYER FOR TRANSPORTATION WILL BE MADE BY THE RESPONSIBLE COMMAND AND WILL BE BASED UPON ECONOMICS OF TRANSPORTATION AND HANDLING.
- K. THE 61-1/8" WIDTH DIMENSION OF THE LOAD DEPICTED AT LEFT IS AN EXCEPTION TO THE BASIC PROCEDURES. HOWEVER, THE EXCEPTION IS NECESSARY FOR THE AMMUNITION PACK COVERED BY THIS APPENDIX TO MOST EFFECTIVELY GET AN ACCEPTABLE, COMPACT AND SOUND PALLET UNIT.
- J. THE STYLE 1B PALLET DELINEATED IN THE DETAIL AT LEFT NEED NOT HAVE CHAMFERS OR STRAP SLOTS AS SPECIFIED WITHIN MILITARY SPECIFICATION MIL-P-15011 WHEN USED FOR THE UNITIZATION OF ITEMS COVERED BY THIS APPENDIX.



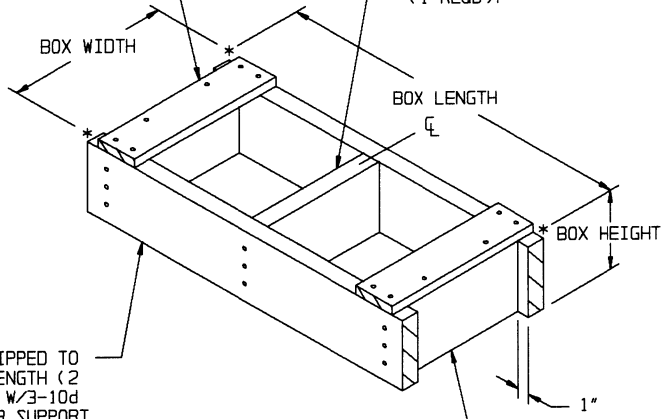
HORIZONTAL PIECE, 1" X 4" X 61-1/8" (5 REOD). NAIL TO VERTICAL PIECES W/2-6d NAILS AT EACH JOINT AND CLINCH.

SPACER ASSEMBLY

(1 REOD)

TIE PIECE, 1" X 4" X BOX WIDTH (2 REOD). NAIL TO LONGITUDINAL PIECES W/2-6d NAILS AT EACH END AND TO LATERAL PIECE W/2-6d NAILS.

CENTER SUPPORT PIECE, 2" X 8" (RIPPED TO BOX HEIGHT MINUS 3/4") X BOX WIDTH MINUS 3" (1 REOD).



LONGITUDINAL PIECE, 2" X 8" (RIPPED TO BOX HEIGHT MINUS 3/4") X BOX LENGTH (2 REOD). NAIL TO LATERAL PIECES W/3-10d NAILS AT EACH END AND TO CENTER SUPPORT PIECE W/3-10d NAILS.

LATERAL PIECE, 2" X 8" (RIPPED TO BOX HEIGHT MINUS 3/4") X BOX WIDTH MINUS 3" (2 REOD).

FILLER ASSEMBLY

(FOR MINUS ONE BOX)