

APPENDIX 38C

UNITIZATION PROCEDURES FOR BOXED AMMUNITION AND COMPO- NENTS ON 4-WAY ENTRY PALLETS

**FIN, MORTAR CARTRIDGE, M31, PACKED 12 PER
FIBERBOARD BOX, UNITIZED 30 BOXES PER 42" X
53" PALLET; APPROX BOX SIZE 20-5/8" L X
15-3/4" W X 9-3/4" H**

**NOTICE: THIS APPENDIX CANNOT STAND ALONE BUT MUST BE USED IN CONJUNCTION WITH THE BASIC UNITIZATION
PROCEDURES DRAWING 19-48-4116-20PA1002.**

DISTRIBUTION STATEMENT A:

APPROVED FOR PUBLIC RELEASE
DISTRIBUTION IS UNLIMITED.

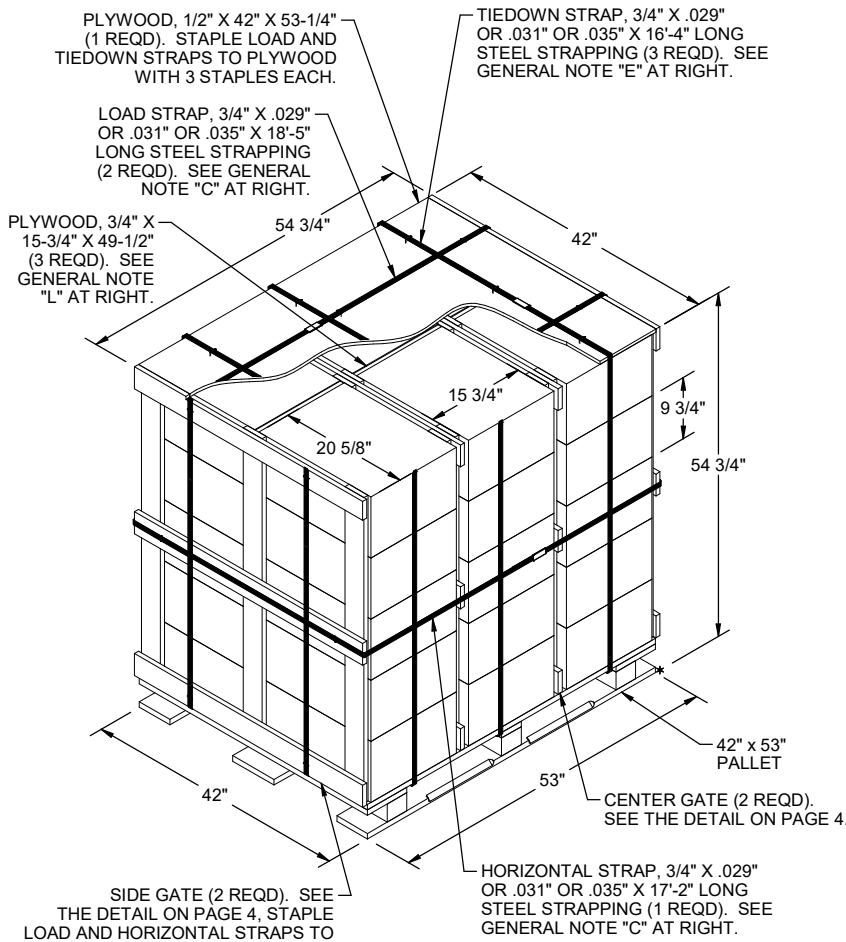
U.S. ARMY MATERIEL COMMAND DRAWING

| | | | |
|---|---|---|--|
| APPROVED, COMBAT CAPABILITIES DEVELOPMENT COMMAND ARMAMENTS CENTER HANSEN.JO Digitally signed by HANSEN.JOSEPH.W. SEPH.W.1376 1376495538 495538 Date: 2023.03.10 07:19:11 -06'00' FCDD-ACE-LTP | CAUTION: VERIFY PRIOR TO USE AT https://www.dau.edu/cop/ammo/Pages/Default.aspx THAT THIS IS THE MOST CURRENT VERSION OF THIS DOCUMENT. THIS IS PAGE 1 OF 4. | | |
| APPROVED, U.S. ARMY JOINT MUNITIONS COMMAND WARD.GINA. Digitally signed by WARD.GINA.M.1369379808 M.1369379808 Date: 2023.04.13 10:06:49 -05'00' AMSJM-MLT | DO NOT SCALE | FEBRUARY 2023 | |
| APPROVED BY ORDER OF COMMANDING GENERAL, U.S. ARMY MATERIEL COMMAND BRAILSFORD.KEITH Digitally signed by BRAILSFORD.KEITH.ANTHONY. H.ANTHONY.10286 1028655661 55661 Date: 2023.04.13 17:22:08 -05'00' DEFENSE AMMUNITION CENTER | DESIGN ENGINEER ENGINEERING DIVISON TEST ENGINEER TEST REPORT EXPLOSIVE SAFETY DIRECTORATE | BASIC REV. FIEFFER.LAUR A.A.1230375727 Digitally signed by FIEFFER.LAURA.A.1230375727 Date: 2023.01.26 12:52:41 -06'00' FELICIANO.AD IN.1259200373 Digitally signed by FELICIANO.ADIN.1259200373 Date: 2023.01.31 14:01:00 -06'00' CUMMINS.PAU L.A.1231883122 Digitally signed by CUMMINS.PAUL.A.1231883122 Date: 2023.03.02 09:55:55 -06'00' | CLASS DIVISION DRAWING FILE 19 48 4116/ 38C 20PA1002 |

| PALLET UNIT DATA | | | | |
|------------------|-------|----------------------------|----------------------|---------------------|
| ITEMS INCLUDED | | *HAZARD CLASS AND DIVISION | *COMPATIBILITY GROUP | APPROX WEIGHT (LBS) |
| ITEM NUMBER | DODIC | | | |
| 1315-01-695-3727 | - | -----INERT----- | | 862 |

*HAZARD CLASSIFICATION DATA CONTAINED IN THE ABOVE CHART IS FOR GUIDANCE AND INFORMATIONAL PURPOSES ONLY. VERIFICATION OF THE SPECIFIED DATA SHOULD BE MADE BY CONSULTING THE MOST RECENT JOINT HAZARD CLASSIFICATION SYSTEM LISTING OR OTHER APPROVED LISTING(S).

GENERAL NOTES



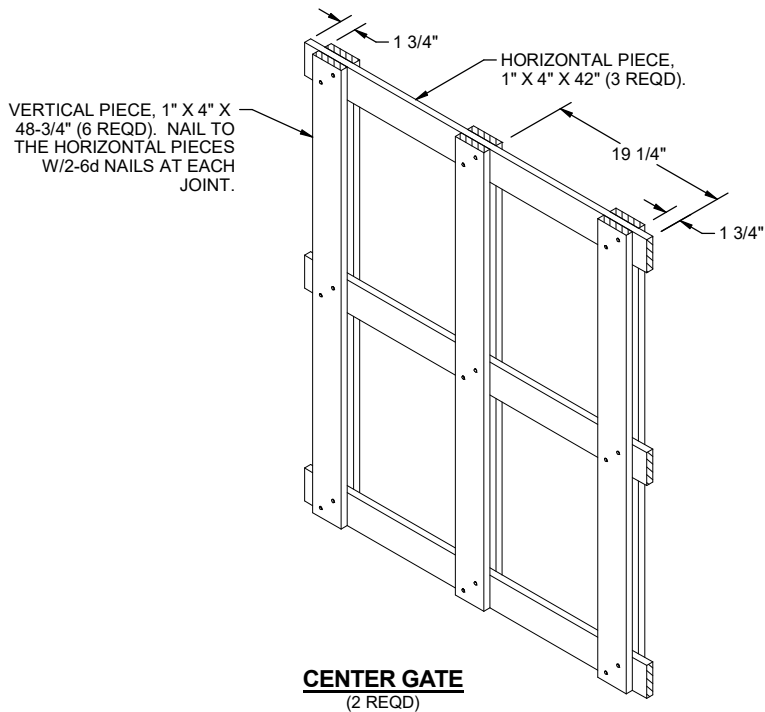
PALLET UNIT

SEE GENERAL NOTE "B" AT RIGHT.

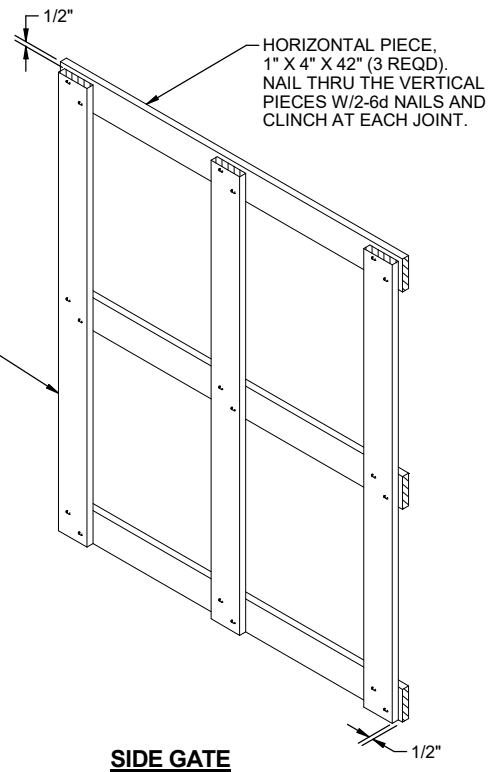
| | |
|--|----------------------------|
| 30 BOXES OF FINS (12 PER BOX) @ 21 LBS | 630 LBS |
| DUNNAGE | 142 LBS |
| PALLET | 90 LBS |
| TOTAL WEIGHT | 862 LBS (APPROX) |
| CUBE | 72.9 CU FT (APPROX) |

| BILL OF MATERIAL | | |
|-------------------------|------------------|------------|
| LUMBER | LINEAR FEET | BOARD FEET |
| 1" X 4" | 115 | 38.38 |
| NAILS | NO. REQD | POUNDS |
| 6d (2") | 108 | 0.64 |
| PALLET, 42" X 53" | 1 REQD | 90 LBS |
| PLYWOOD, 1/2" | 15.53 SQ FT REQD | 21.36 LBS |
| PLYWOOD, 3/4" | 16.24 SQ FT REQD | 33.50 LBS |
| STEEL STRAPPING, 3/4" | 103.0' REQD | 9.20 LBS |
| SEAL FOR 3/4" STRAPPING | 6 REQD | 0.07 LBS |
| STAPLE, 15/16" X 3/4" | 39 REQD | NIL |

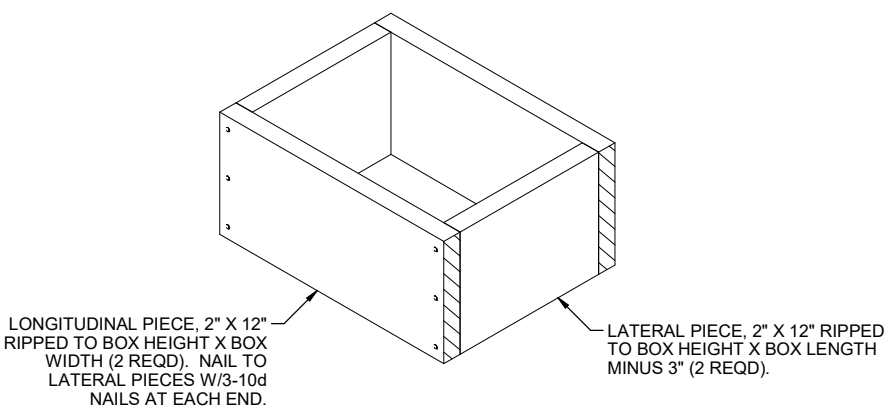
- A. THIS APPENDIX CANNOT STAND ALONE BUT MUST BE USED IN CONJUNCTION WITH THE BASIC UNITIZATION PROCEDURES DRAWING 19-48-4116-20PA1002. TO PRODUCE AN APPROVED UNIT LOAD, ALL PERTINENT PROCEDURES, SPECIFICATIONS AND CRITERIA SET FORTH WITHIN THE BASIC DRAWING WILL APPLY TO THE PROCEDURES DELINEATED IN THIS APPENDIX. ANY EXCEPTIONS TO THE BASIC PROCEDURES ARE SPECIFIED IN THIS APPENDIX.
- B. DIMENSIONS, CUBE AND WEIGHT OF A PALLET UNIT WILL VARY SLIGHTLY DEPENDING UPON THE ACTUAL DIMENSIONS OF THE BOXES AND THE WEIGHT OF THE SPECIFIC ITEM BEING UNITIZED.
- C. THE LOAD STRAPS MUST BE PRE-POSITIONED ON THE PALLET DECK PRIOR TO PLACING BOXES ON THE PALLET. NOTE THAT THE LOAD STRAPS WILL BE LOCATED AS SHOWN. LOAD AND HORIZONTAL STRAPS MUST BE TENSIONED AND SEALED PRIOR TO APPLICATION OF TIEDOWN AND HORIZONTAL STRAPS.
- D. INSTALL THE HORIZONTAL STRAP TO BE LOCATED AS SHOWN. THE HORIZONTAL STRAP WILL NOT BE APPLIED UNTIL THE LOAD STRAPS HAVE BEEN TENSIONED AND SEALED.
- E. INSTALL EACH TIEDOWN STRAP TO PASS UNDER THE TOP DECK BOARDS OF THE PALLET AND TO BE LOCATED AS SHOWN. TIEDOWN STRAPS WILL NOT BE APPLIED UNTIL THE LOAD AND HORIZONTAL STRAPS HAVE BEEN TENSIONED AND SEALED.
- F. THE FOLLOWING AMC DRAWINGS ARE APPLICABLE FOR OUTLOADING AND STORAGE OF THE ITEMS COVERED BY THIS APPENDIX.
 - CARLOADING - - - - 19-48-4115-5PA1002
 - TRUCKLOADING - - - - 19-48-4117-11PA1003
 - STORAGE - - - - 19-48-4118-1-2-3-4-14-22PA1002
 - END OPENING ISO CONTAINER - - - - 19-48-4153-15PA1002
 - MILVAN - - - - 19-48-4166-15PA1003
 - SIDE OPENING ISO CONTAINER - - - - 19-48-4267-15PA1009
- G. IF ITEMS COVERED HEREIN ARE UNITIZED PRIOR TO ISSUANCE OF THIS APPENDIX, THE BOXES NEED NOT BE REUNITIZED SOLELY TO CONFORM TO THIS APPENDIX.
- H. THE UNITIZATION PROCEDURES DEPICTED HEREIN MAY ALSO BE USED FOR UNITIZING MORTAR CARTRIDGE FINS WHEN IDENTIFIED BY DIFFERENT PART NUMBERS THAN WHAT IS SHOWN ON PAGE 2, PROVIDED THE BOX PACK DOES NOT VARY FROM WHAT IS DELINEATED HEREIN.
- J. THE STYLE 1B PALLET DELINEATED IN THE DETAIL AT LEFT NEED NOT HAVE CHAMFERS OR STRAP SLOTS AS SPECIFIED WITHIN MILITARY SPECIFICATION MIL-DTL-15011 WHEN USED FOR THE UNITIZATION OF ITEMS COVERED BY THIS APPENDIX.
- K. ALL WOODEN DUNNAGE SHALL BE PRESERVATIVE TREATED IN ACCORDANCE WITH GENERAL NOTE "AA" IN THE BASIC PROCEDURES, AND HEAT TREATED IN ACCORDANCE WITH GENERAL NOTE "JJ" IN THE BASIC PROCEDURES.
- L. THE 49-1/2" DIMENSION OF THE PLYWOOD PIECE IS BASED ON THE PLYWOOD RESTING ON THE PALLET STRINGERS. IF THE CONFIGURATION OF THE PALLET IS SUCH THAT THIS PIECE RESTS ON THE DECK BOARDS INSTEAD, REDUCE THIS DIMENSION TO 48-5/8".



CENTER GATE
(2 REQD)



SIDE GATE
(2 REQD)



FILLER ASSEMBLY
(FOR MINUS ONE BOX)