

APPENDIX 17A

UNITIZATION PROCEDURES FOR BOXED AMMUNITION AND COMPONENTS ON 4-WAY ENTRY PALLETS

25MM CARTRIDGE, PACKED 50 OR 80 PER WOODEN
BOX, UNITIZED 20 BOXES PER 42" X 53" PALLET;
APPROX BOX SIZE 31-1/4" L X 11-1/4" W X 12" H

NOTICE: THIS APPENDIX CANNOT STAND ALONE BUT MUST BE USED IN CONJUNCTION WITH
THE BASIC UNITIZATION PROCEDURES DRAWING 19-48-4116-20PA1002.

DISTRIBUTION STATEMENT A.

APPROVED FOR PUBLIC RELEASE:
DISTRIBUTION IS UNLIMITED.

U. S. ARMY MATERIEL COMMAND DRAWING			
APPROVED, U. S. ARMY ARMAMENT, MUNITIONS AND CHEMICAL COMMAND <i>N.H.H.</i> <i>David O. Leshoich</i> <i>Trinity Joe</i> SMCAR-ESK AMSMC-TM/J	DRAFTSMAN ENGINEER SUPPLY ENGINEERING DIVISION <i>J. J. Muehle</i>	INGBORG DEPPE SANDRA M. SCHULTZ TRANSPORTATION ENGINEERING DIVISION <i>W. Frank</i>	VALIDATION ENGINEERING DIVISION <i>ACM/Dr. J. H. H.</i>
APPROVED BY ORDER OF COMMANDING GENERAL, U. S. ARMY MATERIEL COMMAND <i>John L. Byrd</i> U. S. ARMY DEFENSE AMMUNITION CENTER AND SCHOOL	LOGISTICS ENGINEERING OFFICE <i>William G Ernst</i>		
JANUARY 1985			
REVISION NO. 4	AUGUST 1994	CLASS	DIVISION
SEE THE REVISION LISTING ON PAGE 2	DRAWING	FILE	FILE
19	48	4116/ 17A	20PA 1002

DO NOT SCALE

PALLET UNIT DATA				
ITEMS INCLUDED		HAZARD CLASS AND DIVISION ●		APPROX WEIGHT LBS
NSN	DDIC	OD CLASS	COMP GROUP	
1305-				
01-298-6414	A940	1.4	C	1,501
01-105-4097	A966	—	INERT	2,581
01-095-6014	A974	1.4	C	2,000
01-094-7016	A975	(04)1.2	E	1,941
01-095-0248	A976	1.4	C	1,701
01-094-5295	A977	1.4	C	2,581
01-136-3622	A978	1.4	C	2,501
01-136-3624	A980	1.2	E	2,501
01-250-0100	A982	1.2	E	2,501
01-297-9668	A984	1.4	C	2,101
01-299-1674	A985	1.2	C	2,201
01-326-5425	A987	1.4	C	2,601
01-325-7036	A988	1.2	E	2,601
01-333-8476	A989	1.4	C	2,081
01-256-9678	UNAS	1.2	E	2,581

- HAZARD CLASSIFICATION DATA CONTAINED IN THE ABOVE CHART IS FOR GUIDANCE AND INFORMATIONAL PURPOSES ONLY. VERIFICATION OF THE SPECIFIED DATA SHOULD BE MADE BY CONSULTING THE MOST RECENT JOINT HAZARD CLASSIFICATION SYSTEM LISTING OR OTHER APPROVED LISTING(S).

REVISIONS

REVISION NO. 1, DATED AUGUST 1985, CONSISTS OF:

1. ADDING DECK DUNNAGE.

REVISION NO. 2, DATED SEPTEMBER 1987, CONSISTS OF:

1. CHANGING BOX STYLE.
2. UPDATING PALLET UNIT TO CONFORM TO 1. ABOVE.

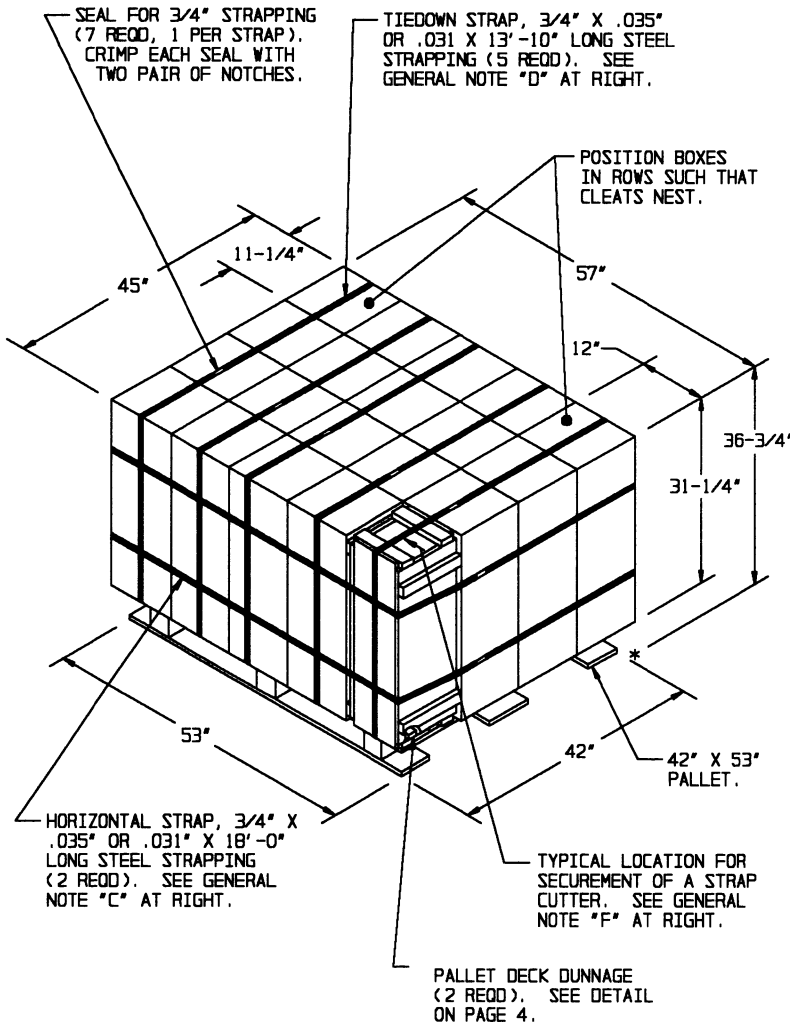
REVISION NO. 3, DATED SEPTEMBER 1993, CONSISTS OF:

1. ADDING ITEMS BY NATIONAL STOCK NUMBER TO "PALLET UNIT DATA" CHART.

REVISION NO. 4, DATED AUGUST 1994, CONSISTS OF:

1. CHANGING WEIGHT OF ITEM IN "PALLET UNIT DATA" CHART.

GENERAL NOTES



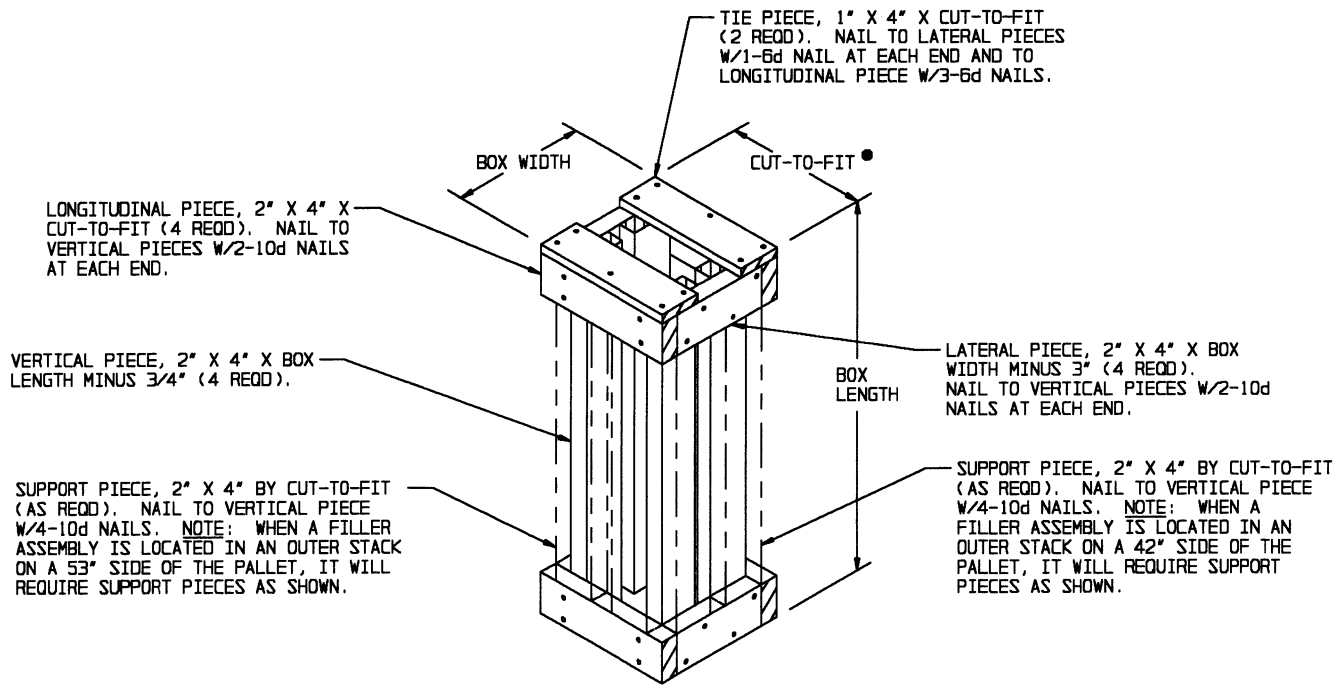
PALLET UNIT

SEE GENERAL NOTE "B" AT RIGHT.

20 BOXES OF 25MM CTGS (80 PER WOODEN BOX) AT 130 LBS	---	1,600 LBS (APPROX)
DUNNAGE	-----	11 LBS
PALLET	-----	90 LBS
TOTAL WEIGHT	-----	1,701 LBS (APPROX)
CUBE	-----	54.6 CU FT (APPROX)

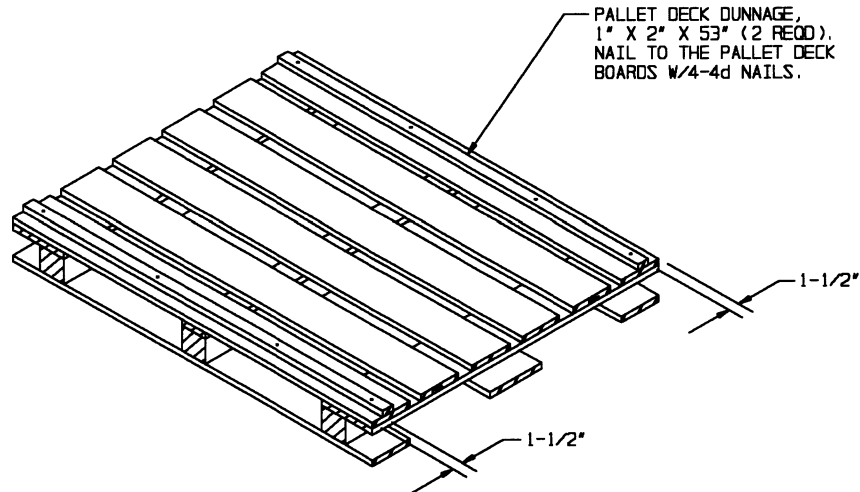
BILL OF MATERIAL		
LUMBER	LINEAR FEET	BOARD FEET
1" X 2"	8.83	1.47
NAILS	NO. REQD	POUNDS
4d (1-1/2")	8	NIL
PALLET, 42" X 53" ----- 1 REQD ----- 90 LBS		
STEEL STRAPPING, 3/4" -105.17' REQD ----- 7.51 LBS		
SEAL FOR 3/4" STRAPPING -- 6 REQD ----- NIL		

- A. THIS APPENDIX CANNOT STAND ALONE BUT MUST BE USED IN CONJUNCTION WITH THE BASIC UNITIZATION PROCEDURES DRAWING 19-48-4116-20PA1002. TO PRODUCE AN APPROVED UNIT LOAD, ALL PERTINENT PROCEDURES, SPECIFICATIONS AND CRITERIA SET FORTH WITHIN THE BASIC DRAWING WILL APPLY TO THE PROCEDURES DELINEATED IN THIS APPENDIX. ANY EXCEPTIONS TO THE BASIC PROCEDURES ARE SPECIFIED IN THIS APPENDIX.
- B. DIMENSIONS, CUBE AND WEIGHT OF A PALLET UNIT WILL VARY SLIGHTLY DEPENDING UPON THE ACTUAL DIMENSIONS OF THE BOXES AND THE WEIGHT OF THE SPECIFIC ITEM BEING UNITIZED.
- C. INSTALL EACH HORIZONTAL STRAP TO ENCIRCLE THE LAYER OF BOXES ON THE PALLET. HORIZONTAL STRAPS MUST BE TENSIONED AND SEALED PRIOR TO THE APPLICATION OF TIEDOWN STRAPS.
- D. INSTALL EACH TIEDOWN STRAP TO PASS UNDER THE DECK/STRINGER BOARDS OF THE PALLET AND TO BE LOCATED AS SHOWN. TIEDOWN STRAPS WILL NOT BE APPLIED UNTIL THE HORIZONTAL STRAPS HAVE BEEN TENSIONED AND SEALED.
- E. THE FOLLOWING AMC DRAWINGS ARE APPLICABLE FOR OUTLOADING AND STORAGE OF THE ITEMS COVERED BY THIS APPENDIX.
 - CARLOADING ----- 19-48-4115-5PA1002
 - TRUCKLOADING ----- 19-48-4117-11PA1003
 - STORAGE ----- 19-48-4118-1-2-3-4-14-22PA1002
 - END OPENING ISO
 - CONTAINER ----- 19-48-4153-15PA1002
 - MILVAN ----- 19-48-4166-15PA1003
 - SIDE OPENING ISO
 - CONTAINER ----- 19-48-4267-15PA1009
- F. FOR METHOD OF SECURING A STRAP CUTTER TO THE PALLET UNIT, SEE AMC DRAWING 19-48-4127-20P1000.
- G. IF ITEMS COVERED HEREIN ARE UNITIZED PRIOR TO ISSUANCE OF THIS APPENDIX, THE BOXES NEED NOT BE REUNITIZED SOLELY TO CONFORM TO THIS APPENDIX.
- H. THE UNITIZATION PROCEDURES DEPICTED HEREIN MAY ALSO BE USED FOR UNITIZING 25MM CARTRIDGES WHEN IDENTIFIED BY DIFFERENT NATIONAL STOCK NUMBERS (NSN) THAN WHAT IS SHOWN ON PAGE 2, PROVIDED THE BOX PACK DOES NOT VARY FROM WHAT IS DELINEATED HEREIN. THE EXPLOSIVE CLASSIFICATION OF OTHER ITEMS MAY BE DIFFERENT THAN WHAT IS SHOWN.
- J. THE 45" LENGTH DIMENSION FOR THE UNIT LOAD DEPICTED AT LEFT IS AN EXCEPTION TO THE BASIC PROCEDURES. HOWEVER, THIS EXCEPTION IS NECESSARY FOR THE AMMUNITION PACK COVERED IN THIS APPENDIX TO MOST EFFECTIVELY GET AN ACCEPTABLE, COMPACT AND SOUND PALLET UNIT.
- K. IF THERE IS A NEED FOR FILLER ASSEMBLIES AND AT LEAST TWO PALLET UNITS ARE BEING CONSTRUCTED, NOT MORE THAN 16 FILLERS WILL BE INSTALLED IN ANY ONE PALLET UNIT. ADDITIONAL FILLERS CAN BE PUT IN A SECOND PALLET UNIT AS REQUIRED WHEN THE QUANTITY OF 16 FILLERS IN THE FIRST REDUCED PALLET UNIT IS INSUFFICIENT TO SATISFY THE TOTAL REDUCTION NEEDED. USING TWO PALLET UNITS TO SATISFY THE PALLETIZATION CRITERIA APPLICABLE TO LESS-THAN-FULL PALLET UNITS IS AN EXCEPTION TO THE BASIC PROCEDURES. HOWEVER, THE EXCEPTION IS NECESSARY FOR THE AMMUNITION PACK COVERED BY THIS APPENDIX, TO MOST EFFECTIVELY GET AN ACCEPTABLE, COMPACT AND SOUND PALLET UNIT.
- L. THE STYLE 1B PALLET DELINEATED IN THE DETAIL AT LEFT NEED NOT HAVE CHAMFERS OR STRAP SLOTS AS SPECIFIED WITHIN MILITARY SPECIFICATION MIL-P-15011 WHEN USED FOR THE UNITIZATION OF THE ITEMS COVERED BY THIS APPENDIX.



- THIS CUT-TO-FIT DIMENSION IS BOX HEIGHT MINUS 3/4" WHEN A FILLER ASSEMBLY IS LOCATED IN AN OUTER STACK ON A 42" SIDE OF THE PALLET OR BOX HEIGHT MINUS 1-1/2" WHEN A FILLER ASSEMBLY IS LOCATED ANYWHERE EXCEPT IN AN OUTER STACK ON A 42" SIDE OF THE PALLET UNIT.

FILLER ASSEMBLY
(FOR MINUS ONE BOX)



PALLET DUNNAGE LOCATION