

APPENDIX 157C

UNITIZATION PROCEDURES FOR BOXED AMMUNITION AND COMPONENTS ON 4-WAY ENTRY PALLETS

**FUZE, PROXIMITY OR MTSQ, PACKED 24 PER
WIREBOUND BOX, UNITIZED 32 BOXES PER 40" X
48" PALLET; APPROX BOX SIZE 19 $\frac{1}{16}$ " L X 12 $\frac{1}{4}$ " W
X 8 $\frac{3}{8}$ " H**

PALLET UNIT DATA						
ITEMS INCLUDED		HAZARD CLASSIFICATION ^①				WEIGHT (LBS)
NSN	DODIC	DOT CLASS	CG CLASS	QD CLASS	COMP GROUP	
1390- 00-192-9559 01-247-7963	N417	C C	III	(04) 1.2 (04) 1.2	B D	1,590 1,520

REVISION

REVISION NO. 1, DATED SEPTEMBER 1988, CONSISTS OF:

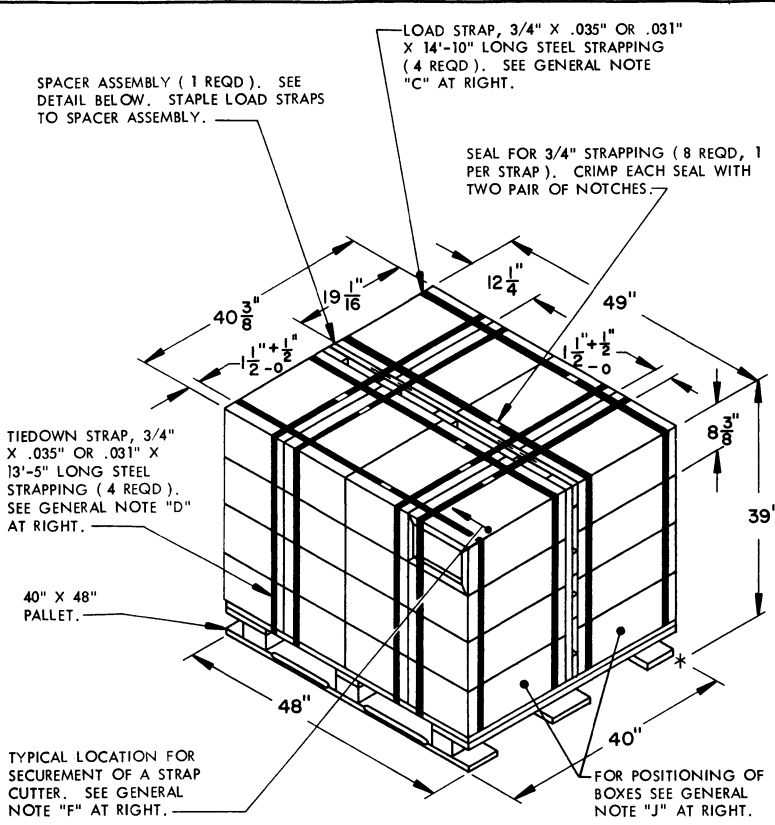
1. ADDING ITEM BY NATIONAL STOCK NUMBER TO "PALLET UNIT DATA" CHART.
2. ADDING GENERAL NOTE "K".

① HAZARD CLASSIFICATION DATA CONTAINED IN THE ABOVE CHART IS FOR GUIDANCE AND INFORMATIONAL PURPOSES ONLY. VERIFICATION OF THE SPECIFIED DATA SHOULD BE MADE BY CONSULTING THE MOST RECENT JOINT HAZARD CLASSIFICATION SYSTEM LISTING OR OTHER APPROVED LISTING(S).

NOTICE: THIS APPENDIX CANNOT STAND ALONE BUT MUST BE USED IN CONJUNCTION WITH THE BASIC UNITIZATION PROCEDURES DRAWING 19-48-4116-20PA1002.

REVISIONS		DRAFTSMAN KLC/rh	PROJ ENG RSE/nuw
1	SEP 88	WRF WRF	W.F. Ernst
APPROVED BY ORDER OF COMMANDING GENERAL U. S. ARMY MATERIEL DEVELOPMENT AND READINESS COMMAND (DARCOM)		APPROVED BY ORDER OF LOG ENGRG OFFICE	APPROVED BY ORDER OF U. S. ARMY DEFENSE AMMUNITION CENTER AND SCHOOL
U. S. ARMY DARCOM DRAWING			
NOVEMBER 1983			
CLASS	DIVISION	DRAWING	FILE
19	48	4116/ 157C	20PA 1002

DO NOT SCALE



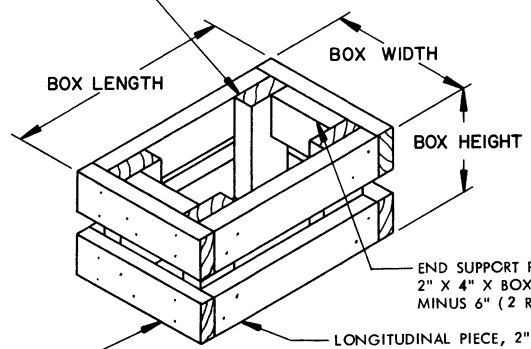
PALLET UNIT

SEE GENERAL NOTE "B" AT RIGHT.

32 BOXES OF FUZES (24 PER BOX) @ 46 LBS	-----	1,472 LBS (APPROX)
DUNNAGE	-----	38 LBS
PALLET	-----	80 LBS
TOTAL WEIGHT	-----	1,590 LBS (APPROX)
CUBE	-----	44.7 CU FT (APPROX)

BILL OF MATERIAL		
LUMBER	LINEAR FEET	BOARD FEET
1" X 4"	16.33	5.44
2" X 4"	13.96	9.31
NAILS		POUNDS
6d (2")	40	0.24
PALLET, 40" X 48"	-----	1 REQD -----80 LBS
STEEL STRAPPING, 3/4"	-----	113.00' REQD -----8.07 LBS
SEAL FOR 3/4" STRAPPING	-----	8 REQD -----NIL
STAPLE, 15/16" X 3/4"	-----	4 REQD -----NIL

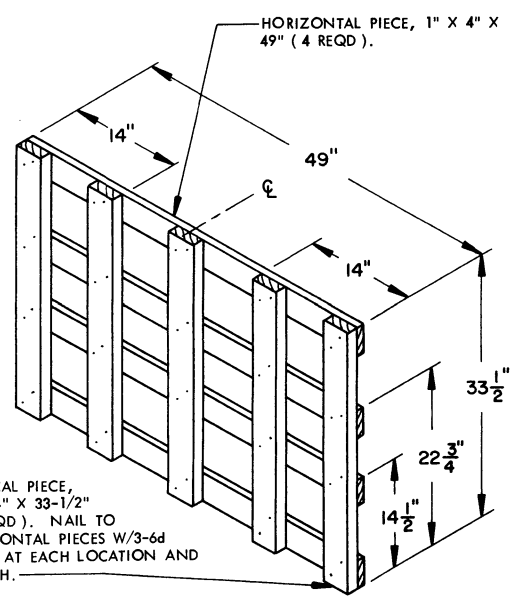
VERTICAL PIECE, 2" X 4" X BOX HEIGHT (4 REQD).



FILLER ASSEMBLY

(FOR MINUS ONE BOX)

- GENERAL NOTES**
- THIS APPENDIX CANNOT STAND ALONE BUT MUST BE USED IN CONJUNCTION WITH THE BASIC UNITIZATION PROCEDURES DRAWING 19-48-4116-20PA1002. TO PRODUCE AN APPROVED UNIT LOAD, ALL PERTINENT PROCEDURES, SPECIFICATIONS AND CRITERIA SET FORTH WITHIN THE BASIC DRAWING WILL APPLY TO THE PROCEDURES DELINEATED IN THIS APPENDIX. ANY EXCEPTIONS TO THE BASIC PROCEDURES ARE SPECIFIED IN THIS APPENDIX.
 - DIMENSIONS, CUBE AND WEIGHT OF A PALLET UNIT WILL VARY SLIGHTLY DEPENDING UPON THE ACTUAL DIMENSIONS OF THE BOXES AND THE WEIGHT OF THE SPECIFIC ITEM BEING UNITIZED.
 - THE LOAD STRAPS MUST BE PRE-POSITIONED ON THE PALLET DECK PRIOR TO PLACING BOXES ON THE PALLET. NOTE THAT THE STRAPS WILL BE LOCATED AS DIMENSIONED. LOAD STRAPS MUST BE TENSIONED AND SEALED PRIOR TO APPLICATION OF TIEDOWN STRAPS.
 - INSTALL EACH TIEDOWN STRAP TO PASS UNDER THE TOP DECK BOARDS OF THE PALLET AND TO BE LOCATED AS SHOWN. TIEDOWN STRAPS WILL NOT BE APPLIED UNTIL THE LOAD STRAPS HAVE BEEN TENSIONED AND SEALED.
 - THE FOLLOWING DARCOM DRAWINGS ARE APPLICABLE FOR OUTLOADING AND STORAGE OF THE ITEMS COVERED BY THIS APPENDIX.
 CARLOADING----- DRAWING 19-48-4115-5PA1002
 TRUCKLOADING ----- DRAWING 19-48-4117-11PA1003
 STORAGE ----- DRAWING 19-48-4118-1-2-3-4-14-22PA1002
 - FOR METHOD OF SECURING A STRAP CUTTER TO THE PALLET UNIT, SEE DARCOM DRAWING 19-48-4127-20P1000.
 - IF ITEMS COVERED HEREIN ARE UNITIZED PRIOR TO ISSUANCE OF THIS APPENDIX, THE BOXES NEED NOT BE REUNITIZED SOLELY TO CONFORM TO THIS APPENDIX.
 - THE UNITIZATION PROCEDURES DEPICTED HEREIN MAY ALSO BE USED FOR UNITIZING FUZE, PROXIMITY WHEN IDENTIFIED BY DIFFERENT NATIONAL STOCK NUMBERS (NSN) THAN WHAT IS SHOWN ON THE TITLE PAGE, PROVIDED THE BOX PACK DOES NOT VARY FROM WHAT IS DELINEATED HEREIN. THE EXPLOSIVE CLASSIFICATION OF OTHER ITEMS MAY BE DIFFERENT THAN WHAT IS SHOWN.
 - POSITION THE TWO OUTBOARD BOXES ON EACH END OF THE BOTTOM LAYER OF THE UNIT WITH THE TOP DOWNWARD, AND THE TWO OUTBOARD BOXES ON EACH END OF THE TOP LAYER OF THE UNIT WITH THE TOP UPWARD.
 - THE STYLE 1 PALLET DELINEATED IN THE DETAIL AT LEFT NEED NOT HAVE CHAMFERS OR STRAP SLOTS AS SPECIFIED WITHIN MILITARY SPECIFICATION MIL-P-15011 WHEN USED FOR THE UNITIZATION OF THE ITEMS COVERED BY THIS APPENDIX.



SPACER ASSEMBLY

(1 REQD)