

APPENDIX 146

UNITIZATION PROCEDURES FOR BOXED AMMUNITION AND COMPONENTS ON 4-WAY ENTRY PALLETS

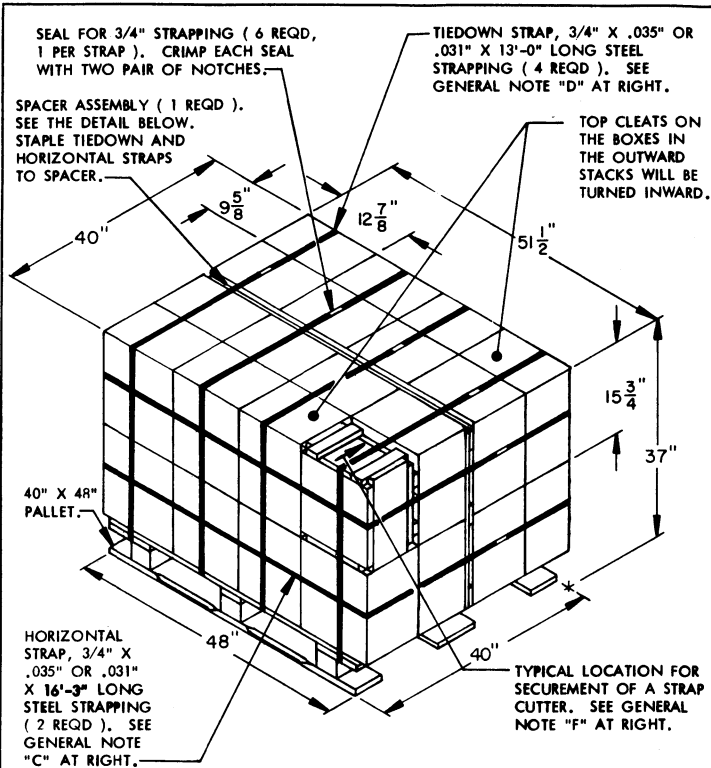
CUTTER, CARTRIDGE ACTUATED, M21, PACKED 80
PER WOODEN BOX, UNITIZED 32 BOXES PER
40" X 48" PALLET; APPROX BOX SIZE $15\frac{3}{4}$ "L X
 $12\frac{7}{8}$ "W X $9\frac{5}{8}$ "H

PALLET UNIT DATA						
ITEMS INCLUDED		HAZARD CLASSIFICATION				WEIGHT (LBS)
NSN	DODIC	DOT CLASS	CG CLASS	QD CLASS	COMP GROUP	
1377-00- 060-0885	M500	C	I	1.4	S	1,704

NOTICE: THIS APPENDIX CANNOT STAND ALONE BUT MUST
BE USED IN CONJUNCTION WITH THE BASIC UNITIZATION
PROCEDURES DRAWING 19-48-4116-20PA1002.

REVISIONS				DRAFTSMAN SRG	PROJ ENG MUR	CHKD GBF	DATE MUM
				<i>John Boyd</i>	<i>John Boyd</i>	<i>John Boyd</i>	<i>John Boyd</i>
APPROVED, U. S. ARMY ARMAMENT MATERIEL READINESS COMMAND							
				<i>Samuel A. Knutson</i>	<i>Donnell P. Feller</i>	<i>Donnell P. Feller</i>	<i>Donnell P. Feller</i>
APPROVED BY ORDER OF COMMANDING GENERAL, U. S. ARMY MATERIEL DEVELOPMENT AND READINESS COMMAND (DARCOM)							
U. S. ARMY DEFENSE AMMUNITION CENTER AND SCHOOL							
JUNE 1980							
				CLASS	DIVISION	DRAWING	FILE
				19	48	4116/146	20PA 1002

DO NOT SCALE



PALLET UNIT

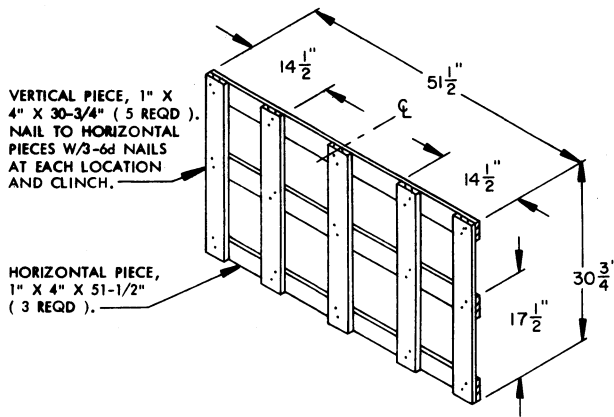
SEE GENERAL NOTE "B" AT RIGHT.

32 BOXES OF CUTTER, CARTRIDGE ACTUATED (80 PER BOX) @ 50 LBS -- 1,600 LBS (APPROX)
 DUNNAGE ----- 24 LBS
 PALLET ----- 80 LBS

TOTAL WEIGHT ----- 1,704 LBS (APPROX)

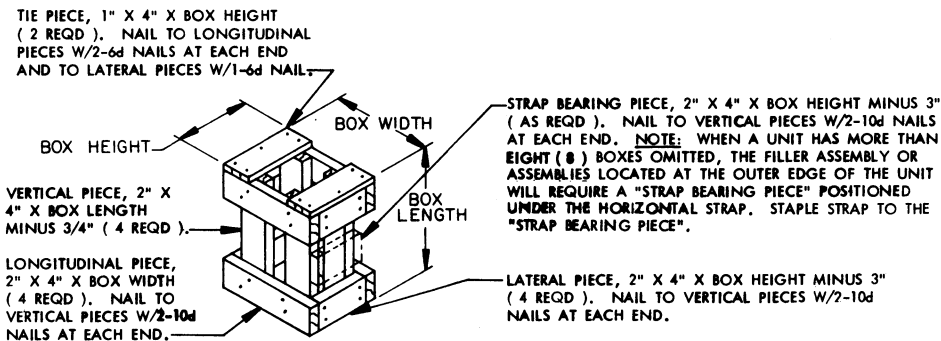
CUBE ----- 44.1 CU FT (APPROX)

BILL OF MATERIAL		
LUMBER	LINEAR FEET	BOARD FEET
1" X 4"	25.69	8.56
NAILS	NO REQD	POUNDS
6d (2")	30	0.18
PALLET, 40" X 48" ----- 1 REQD ----- 80 LBS		
STEEL STRAPPING, 3/4" -- 84.50 REQD ----- 6.04 LBS		
SEAL FOR 3/4" STRAPPING -- 6 REQD ----- NIL		
STAPLE ----- 8 REQD ----- NIL		



SPACER ASSEMBLY

(1 REQD)



FILLER ASSEMBLY

(FOR MINUS ONE BOX)

GENERAL NOTES

- A. THIS APPENDIX CANNOT STAND ALONE BUT MUST BE USED IN CONJUNCTION WITH THE BASIC UNITIZATION PROCEDURES DRAWING 19-48-4116-20PA1002. TO PRODUCE AN APPROVED UNIT LOAD, ALL PERTINENT PROCEDURES, SPECIFICATIONS AND CRITERIA SET FORTH WITHIN THE BASIC DRAWING WILL APPLY TO THE PROCEDURES DELINEATED IN THIS APPENDIX. ANY EXCEPTIONS TO THE BASIC PROCEDURES ARE SPECIFIED IN THIS APPENDIX.
- B. DIMENSIONS, CUBE AND WEIGHT OF A PALLET UNIT WILL VARY SLIGHTLY DEPENDING UPON THE ACTUAL DIMENSIONS OF THE BOXES AND THE WEIGHT OF THE SPECIFIC ITEM BEING UNITIZED.
- C. INSTALL EACH HORIZONTAL STRAP TO ENCIRCLE EACH LAYER OF BOXES ON THE PALLET. HORIZONTAL STRAPS MUST BE TENSIONED AND SEALED PRIOR TO APPLICATION OF TIEDOWN STRAPS.
- D. INSTALL EACH TIEDOWN STRAP TO PASS UNDER THE DECK/STRINGER BOARDS OF THE PALLET AND TO BE LOCATED AS SHOWN. TIEDOWN STRAPS WILL NOT BE APPLIED UNTIL THE HORIZONTAL STRAPS HAVE BEEN TENSIONED AND SEALED.
- E. THE FOLLOWING DARCOM DRAWINGS ARE APPLICABLE FOR OUTLOADING AND STORAGE OF THE ITEMS COVERED BY THIS APPENDIX.
 CARLOADING ----- DRAWING 19-48-4115-5PA1002
 TRUCKLOADING ----- DRAWING 19-48-4117-11PA1003
 STORAGE ----- DRAWING 19-48-4118-1-2-14-22PA1002
- F. FOR METHOD OF SECURING A STRAP CUTTER TO THE PALLET UNIT, SEE DARCOM DRAWING 19-48-4127-20P1000.
- G. IF ITEMS COVERED HEREIN ARE UNITIZED PRIOR TO ISSUANCE OF THIS APPENDIX, THE BOXES NEED NOT BE REUNITIZED SOLELY TO CONFORM TO THIS APPENDIX.
- H. THE UNITIZATION PROCEDURES DEPICTED HEREIN MAY ALSO BE USED FOR UNITIZING CUTTERS, CARTRIDGE ACTUATED, WHEN IDENTIFIED BY DIFFERENT NATIONAL STOCK NUMBERS (NSN) THAN WHAT IS SHOWN ON THE TITLE PAGE, PROVIDED THE BOX PACK DOES NOT VARY FROM WHAT IS DELINEATED HEREIN. THE EXPLOSIVE CLASSIFICATION OF OTHER ITEMS MAY BE DIFFERENT THAN WHAT IS SHOWN.