

APPENDIX 120H

UNITIZATION PROCEDURES FOR BOXED AMMUNITION AND COMPO- NENTS ON 4-WAY ENTRY PALLETS

**CHARGE, DEMOLITION, PACKED 4 PER WOODEN
BOX, UNITIZED 8 BOXES PER 40" X 48" PALLET;
APPROX BOX SIZE 22-1/4" L X 20-3/4" W X 17-1/4" H**

NOTICE: THIS APPENDIX CANNOT STAND ALONE BUT MUST BE USED IN CONJUNCTION WITH THE BASIC UNITIZATION
PROCEDURES DRAWING 19-48-4116-20PA1002.

DISTRIBUTION STATEMENT A:

APPROVED FOR PUBLIC RELEASE
DISTRIBUTION IS UNLIMITED.

U.S. ARMY MATERIEL COMMAND DRAWING

<p style="text-align: center;">APPROVED, U.S. ARMY FIELD SUPPORT COMMAND</p> <p style="text-align: right;"><i>David A. Fickert</i> AMSRS-AAR-AIL-TP</p>	<p>CAUTION: VERIFY PRIOR TO USE AT WWW.DAC.ARMY.MIL THAT THIS IS THE MOST CURRENT VERSION OF THIS DOCUMENT. THIS IS PAGE 1 OF 4.</p>					
<p style="text-align: center;">APPROVED BY ORDER OF COMMANDING GENERAL, U.S. ARMY MATERIEL COMMAND</p> <p style="text-align: right;"><i>David</i> AMSFS-ST</p>	DO NOT SCALE		AUGUST 1979			
	ENGINEER OR TECHNICIAN	BASIC REV.	<p>GEORGE B. FECKE</p> <p>LAURA A. FIEFFER</p>			
<p style="text-align: center;">APPROVED BY ORDER OF COMMANDING GENERAL, U.S. ARMY MATERIEL COMMAND</p> <p style="text-align: right;"><i>Charles R. Jones</i></p> <p style="text-align: center;">U.S. ARMY DEFENSE AMMUNITION CENTER</p>	TRANSPORTATION ENGINEERING DIVISION		<i>G. L. Willie</i>			
	VALIDATION ENGINEERING DIVISION	<i>Ray W. Beaman</i>	TESTED			
	ENGINEERING DIRECTORATE	<i>Richard L. ...</i>		19	48	
			CLASS	DIVISION	DRAWING	FILE
			19	48	4116/ 120H	20PA1002

PALLET UNIT DATA				
ITEMS INCLUDED		*HAZARD CLASS AND DIVISION	*COMPATIBILITY GROUP	APPROX WEIGHT (LBS)
NSN	DODIC			
1375-01-023-7994	M420	1. 1	D	942

*HAZARD AND CLASSIFICATION DATA CONTAINED IN THE ABOVE CHART IS FOR GUIDANCE AND INFORMATIONAL PURPOSES ONLY. VERIFICATION OF THE SPECIFIED DATA SHOULD BE MADE BY CONSULTING THE MOST RECENT JOINT HAZARD CLASSIFICATION SYSTEM LISTING OR OTHER APPROVED LISTING(S).

REVISIONS

REVISION NO. 1, DATED SEPTEMBER 1985, CONSISTS OF:

1. ADDING ITEM BY NATIONAL STOCK NUMBER TO "PALLET UNIT DATA" CHART.
2. ADDING HAZARD CLASSIFICATION INFORMATION NOTE.

REVISION NO. 2, DATED SEPTEMBER 1986, CONSISTS OF:

DELETING ITEM BY NATIONAL STOCK NUMBER FROM "PALLET UNIT DATA" CHART.

REVISION NO. 3, DATED MARCH 2005, CONSISTS OF:

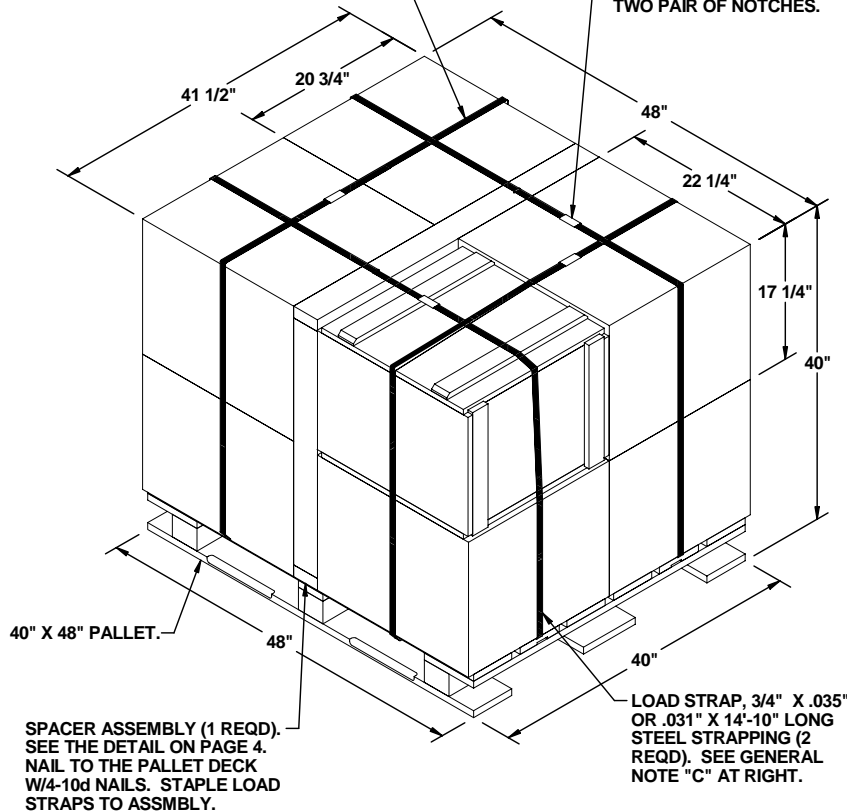
1. UPDATING BOX WEIGHT.
2. UPDATING DRAWING FORMAT.

GENERAL NOTES

- A. THIS APPENDIX CANNOT STAND ALONE BUT MUST BE USED IN CONJUNCTION WITH THE BASIC UNITIZATION PROCEDURES DRAWING 19-48-4116-20PA1002. TO PRODUCE AN APPROVED UNIT LOAD, ALL PERTINENT PROCEDURES, SPECIFICATIONS AND CRITERIA SET FORTH WITHIN THE BASIC DRAWING WILL APPLY TO THE PROCEDURES DELINEATED IN THIS APPENDIX. ANY EXCEPTIONS TO THE BASIC PROCEDURES ARE SPECIFIED IN THIS APPENDIX.
- B. DIMENSIONS, CUBE AND WEIGHT OF A PALLET UNIT WILL VARY SLIGHTLY DEPENDING UPON THE ACTUAL DIMENSIONS OF THE BOXES AND THE WEIGHT OF THE SPECIFIC ITEM BEING UNITIZED.
- C. THE LOAD STRAPS MAY BE THREADED THROUGH THE STRAP SLOTS OF A PALLET OR PRE-POSITIONED ON THE PALLET DECK PRIOR TO PLACING THE BOXES ON THE PALLET.
- D. INSTALL EACH TIEDOWN STRAP TO PASS UNDER THE TOP DECK BOARDS OF THE PALLET AND TO BE LOCATED AS SHOWN. TIEDOWN STRAPS WILL BE TENSIONED AND SEALED PRIOR TO THE LOAD STRAPS.
- E. THE FOLLOWING AMC DRAWINGS ARE APPLICABLE FOR OUTLOADING AND STORAGE OF THE ITEMS COVERED BY THIS APPENDIX.
 - CARLOADING - - - - 19-48-4115-5PA1002s
 - TRUCKLOADING - - - - 19-48-4117-11PA1003
 - STORAGE - - - - - 19-48-4118-1-2-3-4-14-22PA1002
 - END OPENING ISO
 - CONTAINER - - - - - 19-48-4153-15PA1002
 - MILVAN - - - - - 19-48-4166-15PA1003
 - SIDE OPENING ISO
 - CONTAINER - - - - - 19-48-4267-15PA1009
- F. IF ITEMS COVERED HEREIN ARE UNITIZED PRIOR TO ISSUANCE OF THIS REVISION TO THIS APPENDIX, THE BOXES NEED NOT BE REUNITIZED SOLELY TO CONFORM TO THIS REVISION.
- G. THE UNITIZATION PROCEDURES DEPICTED HEREIN MAY ALSO BE USED FOR UNITIZING DEMOLITION CHARGES WHEN IDENTIFIED BY DIFFERENT NATIONAL STOCK NUMBERS (NSN) THAN WHAT IS SHOWN ON PAGE 2, PROVIDED THE BOX PACK DOES NOT VARY FROM WHAT IS DELINEATED HEREIN. THE EXPLOSIVE CLASSIFICATION OF OTHER ITEMS MAY BE DIFFERENT THAN WHAT IS SHOWN.
- H. THE STYLE 1 PALLET DELINEATED IN THE DETAIL AT LEFT NEED NOT HAVE CHAMFERS OR STRAP SLOTS AS SPECIFIED WITHIN MILITARY SPECIFICATION MIL-P-15011 WHEN USED FOR THE UNITIZATION OF ITEMS COVERED BY THIS APPENDIX.
- J. ALL DUNNAGE SHALL BE PRESERVATIVE TREATED IN ACCORDANCE WITH GENERAL NOTE "AA" IN THE BASIC PROCEDURES.
- K. FOR DETAIL OF THE MIL-B-2427 WOODEN BOX SEE DRAWING 9281170.

TIEDOWN STRAP, 3/4" X .035" OR .031" X 13'-9" LONG STEEL STRAPPING (2 REQD). SEE GENERAL NOTE "D" AT RIGHT.

SEAL FOR 3/4" STRAPPING (4 REQD, 1 PER STRAP). CRIMP EACH SEAL WITH TWO PAIR OF NOTCHES.



PALLET UNIT

SEE GENERAL NOTE "B" AT RIGHT.

8 BOXES OF DEMOLITION CHARGES (4 PER BOX) @ 104 LBS	---	832 LBS
DUNNAGE	---	30 LBS
PALLET	---	80 LBS

TOTAL WEIGHT	-----	942 LBS (APPROX)
CUBE	-----	46.1 CU FT (APPROX)

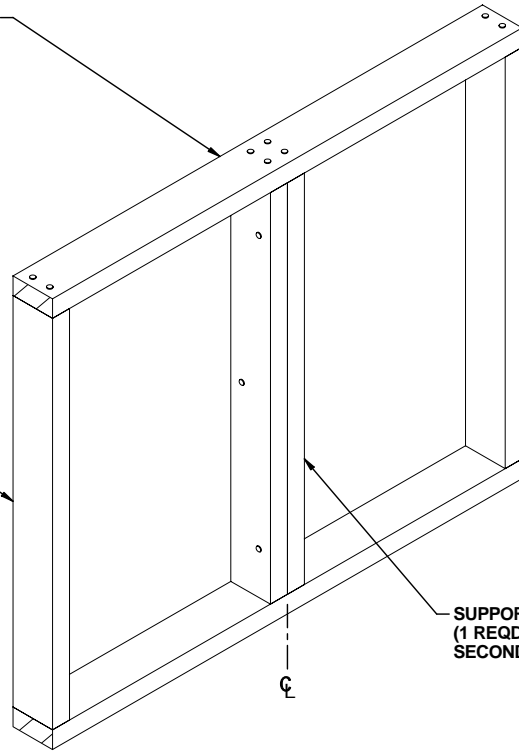
BILL OF MATERIAL

LUMBER	LINEAR FEET	BOARD FEET
2" X 4"	17.42	11.61
NAI LS	NO. REQD	POUNDS
10d (3")	23	0.35
PALLET, 40" X 48"	1 REQD	80 LBS
STEEL STRAPPING, 3/4"	57.17' REQD	5.10 LBS
SEAL FOR 3/4" STRAPPING	4 REQD	NIL
STAPLE 15/16" X 3/4"	2 REQD	NIL

HORIZONTAL PIECE, 2" X 4" X 41-1/2"
(2 REQD). NAIL TO VERTICAL PIECES
W/2-10d NAILS AT EACH END AND TO
SUPPORT PIECES W/4-10d NAILS.

VERTICAL PIECE, 2" X
4" X 31-1/2" (2 REQD).

SUPPORT PIECE, 2" X 4" X 31-1/2" (DOUBLED)
(1 REQD). LAMINATE THE FIRST PIECE TO THE
SECOND PIECE W/3-10d.



SPACER ASSEMBLY
(ONE REQD)

VERTICAL PIECE, 2" X 4" X BOX
HEIGHT MINUS 3/4" (4 REQD).

CENTER SUPPORT PIECE, 2" X 4" X
BOX WIDTH MINUS 3" (1 REQD).

TIE PIECE, 1" X 4" X BOX WIDTH (2 REQD).
NAIL TO LONGITUDINAL PIECES W/2-6d
NAILS AT EACH END AND TO LATERAL
PIECE W/2-6d NAILS.

BOX WIDTH

BOX LENGTH

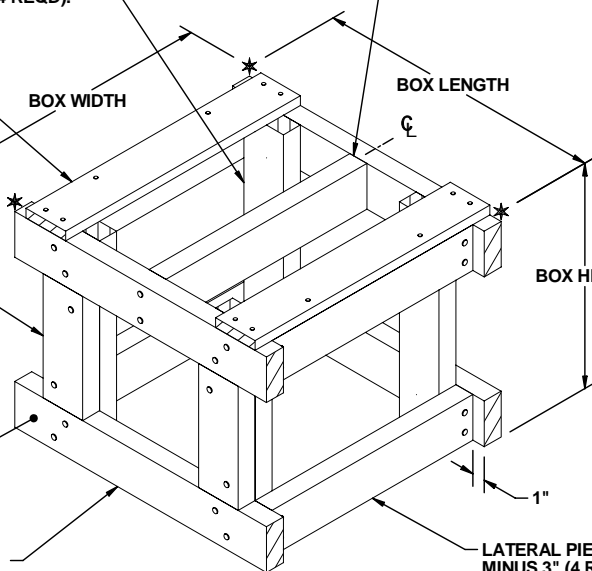
SUPPORT PIECE, 2" X 4" X CUT-TO
FIT IN LENGTH (2 REQD). NAIL TO
VERTICAL PIECES W/2-10d NAILS.

BOX HEIGHT

INSTALL WITH THIS SIDE TOWARDS
OUTSIDE FACE OF PALLET UNIT.

LONGITUDINAL PIECE, 2" X 4" X BOX LENGTH
(4 REQD). NAIL TO VERTICAL PIECES W/2-10d
NAILS AT EACH JOINT AND AND TO CENTER
SUPPORT PIECE W/2-10d NAILS.

LATERAL PIECE, 2" X 4" X BOX WIDTH
MINUS 3" (4 REQD). NAIL TO VERTICAL
PIECES W/2-10d NAILS AT EACH END.



FILLER ASSEMBLY
(FOR MINUS ONE BOX)