

APPENDIX 114B

UNITIZATION PROCEDURES FOR BOXED AMMUNITION AND COMPO- NENTS ON 4-WAY ENTRY PALLETS

**SIMULATOR, HAND GRENADE, M116A1, PACKED
150 PER WIREBOUND BOX, UNITIZED 12 WIRE-
BOUND BOXES PER 35" X 45 1/2" PALLET; APPROX
BOX SIZE 23-1/8" L X 13-1/16" W X 16-7/16" H**

**NOTICE: THIS APPENDIX CANNOT STAND ALONE BUT MUST BE USED IN CONJUNCTION WITH THE BASIC UNITIZATION
PROCEDURES DRAWING 19-48-4116-20PA1002.**

DISTRIBUTION STATEMENT A:

**APPROVED FOR PUBLIC RELEASE
DISTRIBUTION IS UNLIMITED.**

U.S. ARMY MATERIEL COMMAND DRAWING

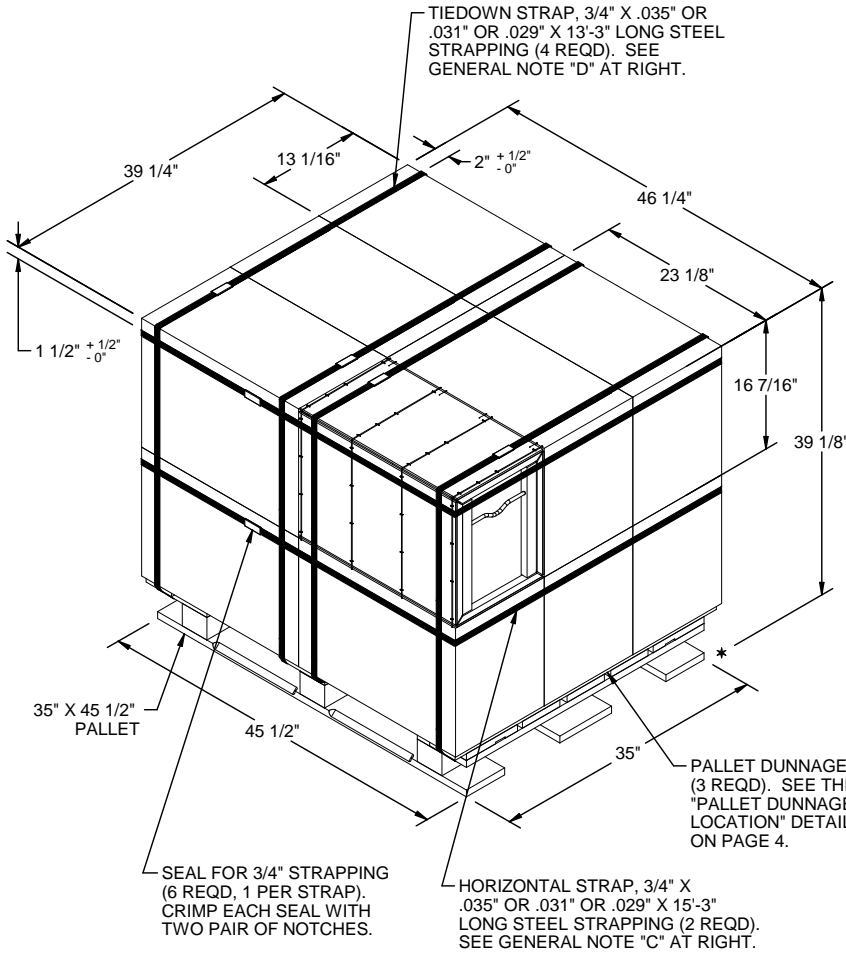
<p>APPROVED, U.S. ARMY RESEARCH, DEVELOPMENT AND ENGINEERING COMMAND</p> <p>REHMSTEDT.MA RK.J.1230548400</p> <p style="font-size: small;">Digitally signed by REHMSTEDT.MARK.J.1230548400 DN: cn=US, o=U.S. Government, ou=DoD, ou=PKI, ou=USA, c=US, email=REHMSTEDT.MARK.J.1230548400 Date: 2011.07.01 12:33:59 -0500'</p> <p style="text-align: right;">RDAR-EIL-TP</p>	<p>CAUTION: VERIFY PRIOR TO USE AT WWW.DAC.ARMY.MIL THAT THIS IS THE MOST CURRENT VERSION OF THIS DOCUMENT. THIS IS PAGE 1 OF 4.</p>				
<p>APPROVED, U.S. ARMY JOINT MUNITIONS COMMAND</p> <p>CASILLAS.GILBE RT.J.1230393644</p> <p style="font-size: small;">Digitally signed by CASILLAS.GILBERT.J.1230393644 DN: cn=US, o=U.S. Government, ou=DoD, ou=PKI, ou=USA, cn=CASILLAS.GILBERT.J.1230393644 Date: 2011.07.09 05:56:00 -0500'</p> <p style="text-align: right;">AMSJM-LIT</p>	<p>DO NOT SCALE</p>	<p>JUNE 2011</p>			
<p>APPROVED BY ORDER OF COMMANDING GENERAL, U.S. ARMY MATERIEL COMMAND</p> <p>CARNEY.GARY.BURTON.1038708038</p> <p style="font-size: small;">Digitally signed by CARNEY.GARY.BURTON.1038708038 DN: cn=US, o=U.S. Government, ou=DoD, ou=PKI, ou=USA, cn=CARNEY.GARY.BURTON.1038708038 Date: 2011.07.18 07:42:20 -0500'</p> <p style="text-align: center;">U.S. ARMY DEFENSE AMMUNITION CENTER</p>	<p>TRANSPORTATION ENGINEERING DIVISION</p> <p>FIEFFER.LAURA .A.1230375727</p> <p style="font-size: small;">Digitally signed by FIEFFER.LAURA.A.1230375727 DN: cn=US, o=U.S. Government, ou=DoD, ou=PKI, ou=USA, cn=FIEFFER.LAURA.A.1230375727 Date: 2011.05.31 08:11:48 -0500'</p>	<p>ENGINEER OR TECHNICIAN</p> <p>BASIC</p> <p>REV.</p>	<p>SPENCER HOVEY</p>	<p>TESTED</p>	
<p>VALIDATION ENGINEERING DIVISION</p> <p>BARICKMAN. PHILIP.W.123 0202202</p> <p style="font-size: small;">Digitally signed by BARICKMAN.PHILIP.W.123020202 DN: cn=US, o=U.S. Government, ou=DoD, ou=PKI, ou=USA, cn=BARICKMAN.PHILIP.W.123020202 Date: 2011.05.27 14:26:52 -0500'</p>	<p>ENGINEERING DIRECTORATE</p> <p>BEAVER.JERRY .W.1230949952</p> <p style="font-size: small;">Digitally signed by BEAVER.JERRY.W.1230949952 DN: cn=US, o=U.S. Government, ou=DoD, ou=PKI, ou=USA, cn=BEAVER.JERRY.W.1230949952 Date: 2011.05.31 07:16:39 -0500'</p>	<p>CLASS</p> <p>19</p>	<p>DIVISION</p> <p>48</p>	<p>DRAWING</p> <p>4116/ 114B</p>	<p>FILE</p> <p>20PA1002</p>

PALLET UNIT DATA				
ITEMS INCLUDED		*HAZARD CLASS AND DIVISION	*COMPATIBILITY GROUP	APPROX WEIGHT (LBS)
NSN	DODIC			
1370-00-752-8124	L601	1.3	G	753
01-557-8460	L601	1.3	G	753

* HAZARD CLASSIFICATION DATA CONTAINED IN THE ABOVE CHART IS FOR GUIDANCE AND INFORMATIONAL PURPOSES ONLY. VERIFICATION OF THE SPECIFIED DATA SHOULD BE MADE BY CONSULTING THE MOST RECENT JOINT HAZARD CLASSIFICATION SYSTEM LISTING OR OTHER APPROVED LISTING(S).

GENERAL NOTES

- A. THIS APPENDIX CANNOT STAND ALONE BUT MUST BE USED IN CONJUNCTION WITH THE BASIC UNITIZATION PROCEDURES DRAWING 19-48-4116-20PA1002. TO PRODUCE AN APPROVED UNIT LOAD, ALL PERTINENT PROCEDURES, SPECIFICATIONS AND CRITERIA SET FORTH WITHIN THE BASIC DRAWING WILL APPLY TO THE PROCEDURES DELINEATED IN THIS APPENDIX. ANY EXCEPTIONS TO THE BASIC PROCEDURES ARE SPECIFIED IN THIS APPENDIX.
- B. DIMENSIONS, CUBE AND WEIGHT OF A PALLET UNIT WILL VARY SLIGHTLY DEPENDING UPON THE ACTUAL DIMENSIONS OF THE BOXES AND THE WEIGHT OF THE SPECIFIC ITEM BEING UNITIZED.
- C. INSTALL EACH HORIZONTAL STRAP TO ENCIRCLE A LAYER OF BOXES ON THE PALLET. NOTE THAT THE STRAPS WILL BE LOCATED AS SHOWN, NEAR THE TOP OF EACH LAYER. HORIZONTAL STRAPS MUST BE TENSIONED AND SEALED PRIOR TO THE APPLICATION OF TIEDOWN STRAPS.
- D. INSTALL EACH TIEDOWN STRAP TO PASS UNDER THE DECK/STRINGER BOARDS OF THE PALLET. NOTE THAT THE STRAPS WILL BE LOCATED AS SHOWN, NEAR THE END PANELS OF THE BOX. TIEDOWN STRAPS WILL NOT BE APPLIED UNTIL THE HORIZONTAL STRAPS HAVE BEEN TENSIONED AND SEALED.
- E. THE FOLLOWING AMC DRAWINGS ARE APPLICABLE FOR OUTLOADING AND STORAGE OF THE ITEMS COVERED BY THIS APPENDIX.
 - CARLOADING - - - - 19-48-4115-5PA1002
 - TRUCKLOADING - - - - 19-48-4117-11PA1003
 - STORAGE - - - - 19-48-4118-1-2-3-4-14-22PA1002
 - END OPENING ISO
 - CONTAINER - - - - 19-48-4153-15PA1002
 - MILVAN - - - - 19-48-4166-15PA1003
 - SIDE OPENING ISO
 - CONTAINER - - - - 19-48-4267-15PA1009
- F. IF ITEMS COVERED HEREIN ARE UNITIZED PRIOR TO ISSUANCE OF THIS APPENDIX, THE BOXES NEED NOT BE REUNITIZED SOLELY TO CONFORM TO THIS APPENDIX.
- G. THE UNITIZATION PROCEDURES DEPICTED HEREIN MAY ALSO BE USED FOR UNITIZING HAND GRENADE SIMULATORS WHEN IDENTIFIED BY DIFFERENT NATIONAL STOCK NUMBERS (NSN) THAN WHAT IS SHOWN ON PAGE 2, PROVIDED THE BOX PACK DOES NOT VARY FROM WHAT IS DELINEATED HEREIN. THE EXPLOSIVE CLASSIFICATION OF OTHER ITEMS MAY BE DIFFERENT THAN WHAT IS SHOWN.
- H. THE STYLE 1A PALLET DELINEATED IN THE DETAIL AT LEFT AND BELOW NEED NOT HAVE CHAMFERS OR STRAP SLOTS AS SPECIFIED WITHIN MILITARY SPECIFICATION MIL-P-15011 WHEN USED FOR THE UNITIZATION OF ITEMS COVERED BY THIS APPENDIX.
- J. ALL WOODEN DUNNAGE SHALL BE PRESERVATIVE TREATED IN ACCORDANCE WITH GENERAL NOTE "AA" IN THE BASIC PROCEDURES, AND HEAT TREATED IN ACCORDANCE WITH GENERAL NOTE "JJ" IN THE BASIC PROCEDURES.
- K. FOR DETAILS OF THE WIREBOUND BOX SEE ARDEC DRAWING 8799715.

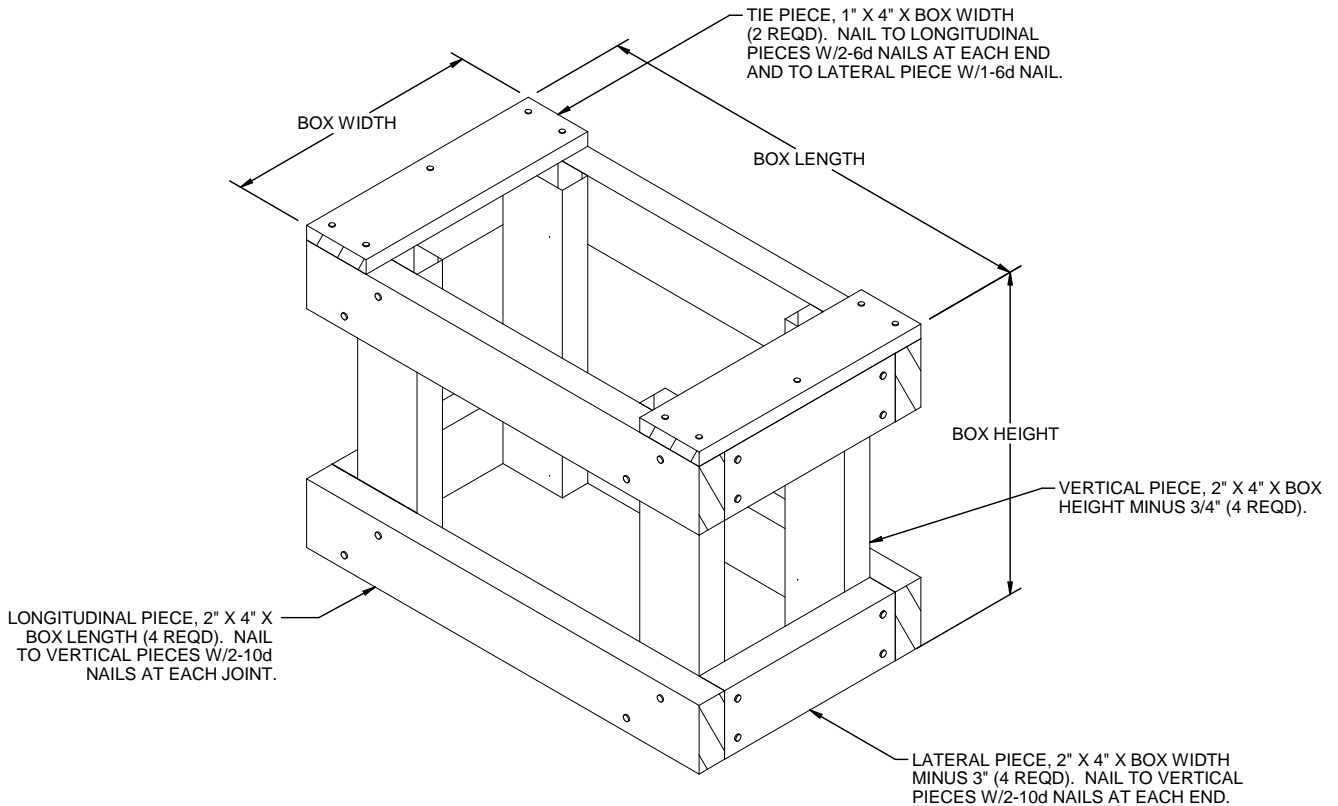


PALLET UNIT
SEE GENERAL NOTE "B" AT RIGHT.

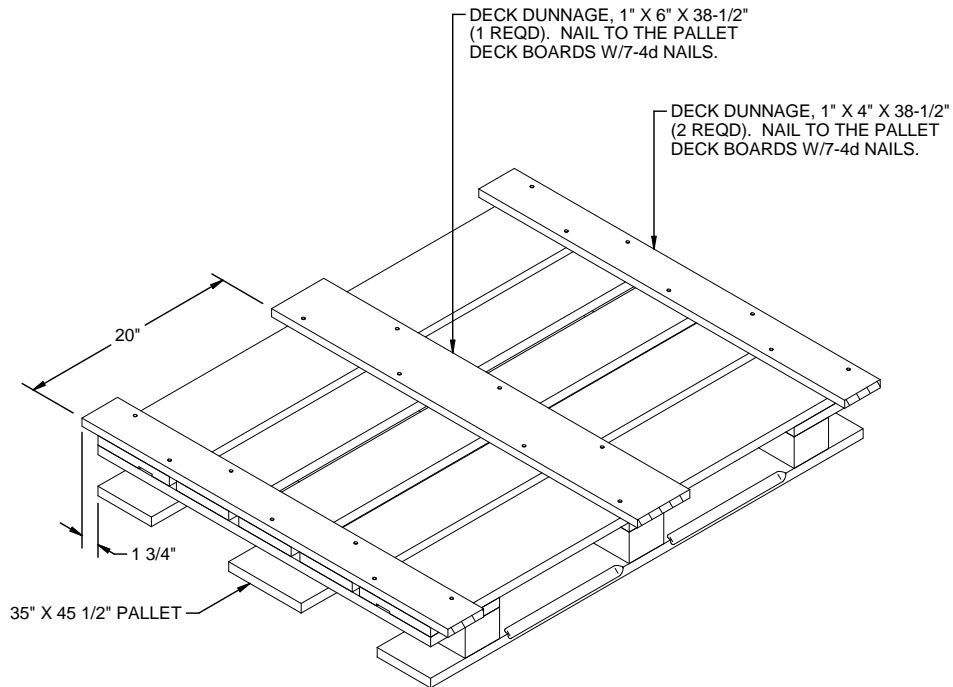
12 BOXES OF HAND GRENADE SIMULATORS (150 PER BOX) @ 56 LBS - - - 672 LBS
 DUNNAGE - - - - - 16 LBS
 PALLET - - - - - 65 LBS

TOTAL WEIGHT - - - - - 753 LBS (APPROX)
 CUBE - - - - - 41.1 CU FT (APPROX)

BILL OF MATERIAL		
LUMBER	LINEAR FEET	BOARD FEET
1" X 4"	6.42	2.14
1" X 6"	3.21	1.60
NAI LS	NO. REQD	POUNDS
4d (1-1/2")	21	0.07
PALLET, 35" X 45-1/2"	1 REQD	65 LBS
STEEL STRAPPING, 3/4"	83.50' REQD	7.46 LBS
SEAL FOR 3/4" STRAPPING	6 REQD	NIL



FILLER ASSEMBLY
(FOR MINUS ONE BOX)



PALLET DUNNAGE LOCATION