

APPENDIX 109D

UNITIZATION PROCEDURES FOR BOXED AMMUNITION AND COMPO- NENTS ON 4-WAY ENTRY PALLETS

**SIMULATOR, PROJECTILE, GROUND BURST,
M115A2, PACKED 100 PER WIREBOUND BOX, UN-
ITIZED 12 BOXES PER 35" X 45-1/2" PALLET; AP-
PROX BOX SIZE 25-9/16" L X 12-3/4" W X 17-5/8" H**

NOTICE: THIS APPENDIX CANNOT STAND ALONE BUT MUST BE USED IN CONJUNCTION WITH THE BASIC UNITIZATION PROCEDURES DRAWING 19-48-4116-20PA1002.

DISTRIBUTION STATEMENT A:

**APPROVED FOR PUBLIC RELEASE
DISTRIBUTION IS UNLIMITED.**

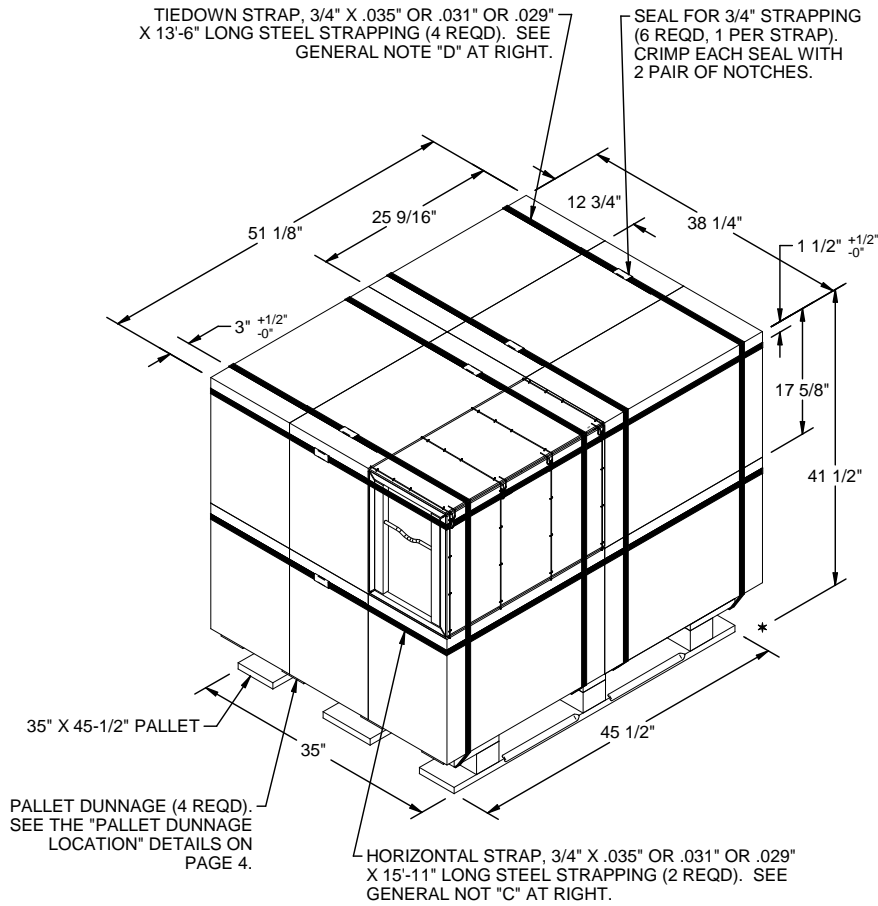
U.S. ARMY MATERIEL COMMAND DRAWING

<p>APPROVED, U.S. ARMY RESEARCH, DEVELOPMENT AND ENGINEERING COMMAND</p> <p>REHMSTEDT.MA RK.J.1230548400</p> <p style="font-size: small;">Digitally signed by REHMSTEDT MARK.J.1230548400 DN: cn=US, o=U.S. Government, ou=DoD, ou=PKI, ou=USA, c=US cm=REHMSTEDT MARK.J.1230548400 Date: 2011.09.07 21:56:41 -0500'</p> <p style="text-align: right;">RDAR-EIL-TP</p>	<p>CAUTION: VERIFY PRIOR TO USE AT WWW.DAC.ARMY.MIL THAT THIS IS THE MOST CURRENT VERSION OF THIS DOCUMENT. THIS IS PAGE 1 OF 4.</p>		JUNE 2011				
<p>APPROVED, U.S. ARMY JOINT MUNITIONS COMMAND</p> <p>CASILLAS.GILBE RT.J.1230393644</p> <p style="font-size: small;">Digitally signed by CASILLAS GILBERT.J.1230393644 DN: cn=US, o=U.S. Government, ou=DoD, ou=PKI, ou=USA, c=US cm=CASILLAS GILBERT.J.1230393644 Date: 2011.09.02 15:40:51 -0500'</p> <p style="text-align: right;">AMSJM-LIT</p>	<p>DO NOT SCALE</p>	<p>ENGINEER OR TECHNICIAN</p>	<p>BASIC REV.</p>	<p>CLINTON COSGROVE</p>			
<p>APPROVED BY ORDER OF COMMANDING GENERAL, U.S. ARMY MATERIEL COMMAND</p> <p>CARNEY.GARY.BURTON.1038708038</p> <p style="font-size: small;">Digitally signed by CARNEY GARY BURTON.1038708038 DN: cn=US, o=U.S. Government, ou=DoD, ou=PKI, ou=USA, c=US cm=CARNEY GARY BURTON.1038708038 Date: 2011.09.21 07:31:27 -0500'</p> <p style="text-align: center;">U.S. ARMY DEFENSE AMMUNITION CENTER</p>	<p>TRANSPORTATION ENGINEERING DIVISON</p> <p>FIEFFER.LAUR A.A.1230375727</p> <p style="font-size: small;">Digitally signed by FIEFFER LAURA.A.1230375727 DN: cn=US, o=U.S. Government, ou=DoD, ou=PKI, ou=USA, c=US cm=FIEFFER LAURA.A.1230375727 Date: 2011.05.09 13:15:35 -0500'</p>	<p>VALIDATION ENGINEERING DIVISON</p> <p>BARICKMAN.PHILIP.W.1230202202</p> <p style="font-size: small;">Digitally signed by BARICKMAN PHILIP.W.1230202202 DN: cn=US, o=U.S. Government, ou=DoD, ou=PKI, ou=USA, c=US cm=BARICKMAN PHILIP.W.1230202202 Date: 2011.05.27 14:25:15 -0500'</p>	<p>TESTED</p>	<p>CLASS</p>	<p>DIVISION</p>	<p>DRAWING</p>	<p>FILE</p>
	<p>19</p>	<p>48</p>	<p>4116/ 109D</p>	<p>20PA1002</p>			

PALLET UNIT DATA				
ITEMS INCLUDED		*HAZARD CLASS AND DIVISION	*COMPATIBILITY GROUP	APPROX WEIGHT (LBS)
NSN	DODIC			
1370-01-557-8527	L594	1.3	G	792

*HAZARD CLASSIFICATION DATA CONTAINED IN THE ABOVE CHART IS FOR GUIDANCE AND INFORMATIONAL PURPOSES ONLY. VERIFICATION OF THE SPECIFIED DATA SHOULD BE MADE BY CONSULTING THE MOST RECENT JOINT HAZARD CLASSIFICATION SYSTEM LISTING OR OTHER APPROVED LISTING(S).

GENERAL NOTES

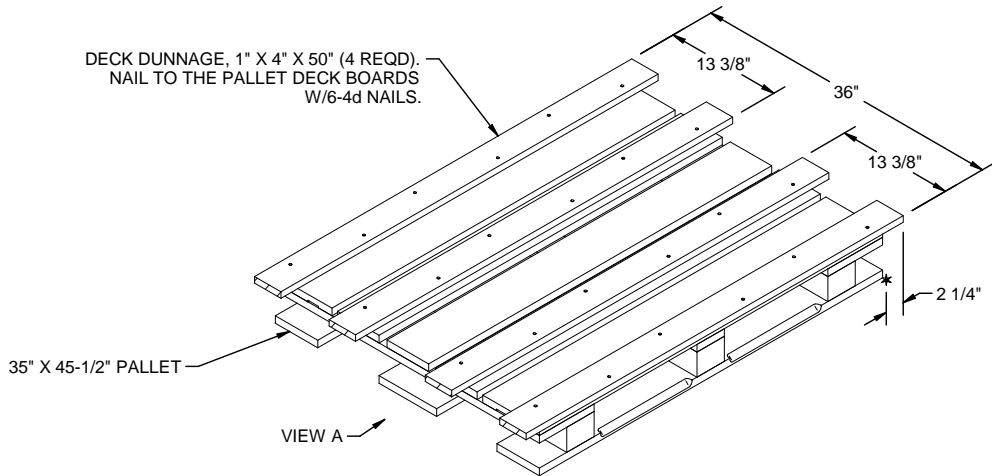


PALLET UNIT
SEE GENERAL NOTE "B" AT RIGHT.

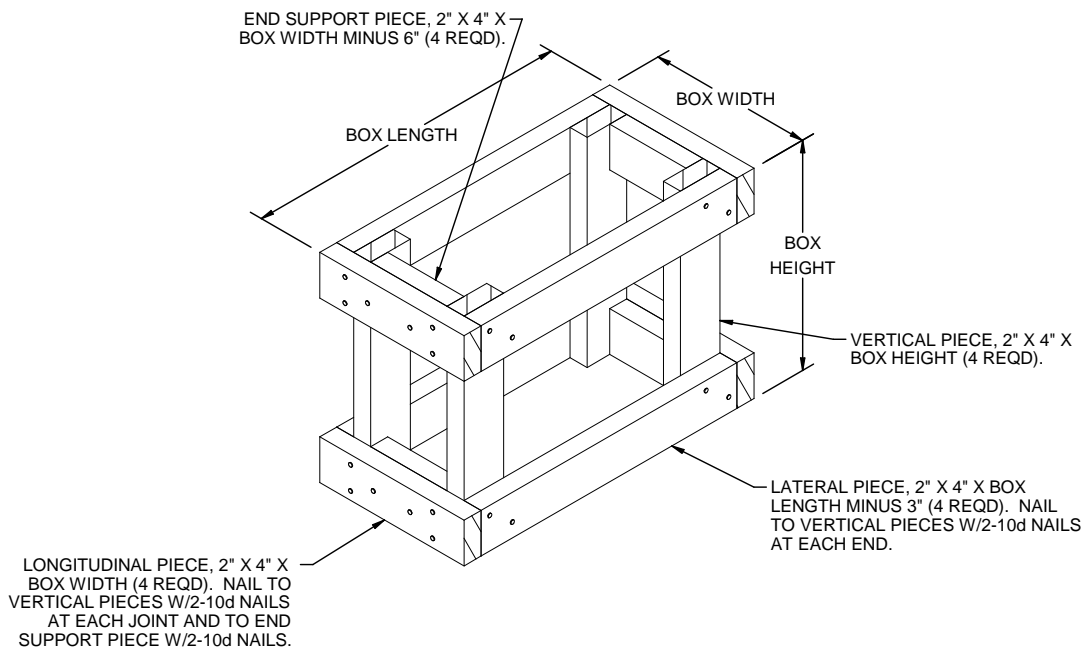
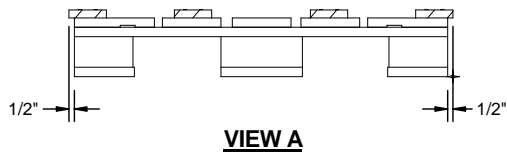
- A. THIS APPENDIX CANNOT STAND ALONE BUT MUST BE USED IN CONJUNCTION WITH THE BASIC UNITIZATION PROCEDURES DRAWING 19-48-4116-20PA1002. TO PRODUCE AN APPROVED UNIT LOAD, ALL PERTINENT PROCEDURES, SPECIFICATIONS AND CRITERIA SET FORTH WITHIN THE BASIC DRAWING WILL APPLY TO THE PROCEDURES DELINEATED IN THIS APPENDIX. ANY EXCEPTIONS TO THE BASIC PROCEDURES ARE SPECIFIED IN THIS APPENDIX.
- B. DIMENSIONS, CUBE AND WEIGHT OF A PALLET UNIT WILL VARY SLIGHTLY DEPENDING UPON THE ACTUAL DIMENSIONS OF THE BOXES AND THE WEIGHT OF THE SPECIFIC ITEM BEING UNITIZED.
- C. INSTALL EACH HORIZONTAL STRAP TO ENCIRCLE A LAYER OF BOXES ON THE PALLET. NOTE THAT THE STRAPS WILL BE LOCATED AS SHOWN, NEAR THE TOP OF EACH LAYER. HORIZONTAL STRAPS MUST BE TENSIONED AND SEALED PRIOR TO THE APPLICATION OF TIEDOWN STRAPS.
- D. INSTALL EACH TIEDOWN STRAP TO PASS UNDER THE DECK/STRINGER BOARDS OF THE PALLET. NOTE THAT THE STRAPS WILL BE LOCATED AS SHOWN, NEAR THE END PANELS OF THE BOX. TIEDOWN STRAPS WILL NOT BE APPLIED UNTIL THE HORIZONTAL STRAPS HAVE BEEN TENSIONED AND SEALED.
- E. THE FOLLOWING AMC DRAWINGS ARE APPLICABLE FOR OUTLOADING AND STORAGE OF THE ITEMS COVERED BY THIS APPENDIX.
 - CARLOADING - - - - 19-48-4115-5PA1002
 - TRUCKLOADING - - - - 19-48-4117-11PA1003
 - STORAGE - - - - 19-48-4118-1-2-3-4-14-22PA1002
 - END OPENING ISO
 - CONTAINER - - - - 19-48-4153-15PA1002
 - MILVAN - - - - 19-48-4166-15PA1003
 - SIDE OPENING ISO
 - CONTAINER - - - - 19-48-4267-15PA1009
- F. IF ITEMS COVERED HEREIN ARE UNITIZED PRIOR TO ISSUANCE OF THIS APPENDIX, THE BOXES NEED NOT BE REUNITIZED SOLELY TO CONFORM TO THIS APPENDIX.
- G. THE UNITIZATION PROCEDURES DEPICTED HEREIN MAY ALSO BE USED FOR UNITIZING PROJECTILE SIMULATORS WHEN IDENTIFIED BY DIFFERENT NATIONAL STOCK NUMBERS (NSN) THAN WHAT IS SHOWN ON PAGE 2, PROVIDED THE BOX PACK DOES NOT VARY FROM WHAT IS DELINEATED HEREIN. THE EXPLOSIVE CLASSIFICATION OF OTHER ITEMS MAY BE DIFFERENT THAN WHAT IS SHOWN.
- H. THE STYLE 1A PALLET DELINEATED IN THE DETAIL AT LEFT NEED NOT HAVE CHAMFERS OR STRAP SLOTS AS SPECIFIED WITHIN MILITARY SPECIFICATION MIL-P-15011 WHEN USED FOR THE UNITIZATION OF ITEMS COVERED BY THIS APPENDIX.
- J. ALL WOODEN DUNNAGE SHALL BE PRESERVATIVE TREATED IN ACCORDANCE WITH GENERAL NOTE "AA" IN THE BASIC PROCEDURES, AND HEAT TREATED IN ACCORDANCE WITH GENERAL NOTE "JJ" IN THE BASIC PROCEDURES.
- K. FOR DETAILS OF THE WIREBOUND BOX SEE ARDEC DRAWING 8799710.

12 BOXES OF PROJECTILE SIMULATORS (100 PER BOX) @ 59 LBS -	708 LBS
DUNNAGE - - - - -	19 LBS
PALLET - - - - -	65 LBS
TOTAL WEIGHT - - - - -	792 LBS (APPROX)
CUBE - - - - -	47.0 CU FT (APPROX)

BILL OF MATERIAL		
LUMBER	LINEAR FEET	BOARD FEET
1" X 4"	16.67	5.56
NAILS	NO. REQD	POUNDS
4d (1-1/2")	24	0.08
PALLET, 35" X 45-1/2" - - - - 1 REQD - - - - -		65 LBS
STEEL STRAPPING, 3/4" - 85.63' REQD - - - - -		7.65 LBS
SEAL FOR 3/4" STRAPPING - - - - 6 REQD - - - - -		NIL



PALLET DUNNAGE LOCATION



FILLER ASSEMBLY
(FOR MINUS ONE BOX)